

MANTECA POLICE DEPARTMENT
MONTHLY CRIME STATISTICS REPORT
JULY 2017

Part One Crime Offenses	Current Month	This Month Last Year	% Change Month/Month 2017- 2016	2017 Cleared Offenses YTD	2017 Clearance RATE YTD	2017 Offenses YTD	2016 Offenses YTD	% Change YTD/YTD 2017 - 2016	2016 Cleared Offenses YTD	2016 Clearance RATE YTD
Homicide	0	0	N/C	1	33%	3	1	200.00%	0	0%
Rape/Unlawful Interc	1	3	-66.67%	2	22%	9	23	-60.87%	8	35%
Robbery	5	5	0.00%	13	24%	55	62	-11.29%	24	39%
Aggravated Assault	13	10	30.00%	40	63%	63	51	23.53%	20	39%
Commercial Burglary	8	8	0.00%	6	10%	62	69	-10.14%	9	13%
Residential Burglary	16	10	60.00%	7	7%	106	110	-3.64%	10	9%
Other Burglary	3	5	-40.00%	3	20%	15	31	-51.61%	1	3%
Auto Burglary	25	41	-39.02%	3	1%	282	351	-19.66%	10	3%
Grand Theft	7	8	-12.50%	7	9%	78	91	-14.29%	10	11%
Vehicle Theft	24	30	-20.00%	24	13%	180	213	-15.49%	21	10%
Arson	1	0	N.C.	0	0%	8	9	-11.11%	2	22%
All Other Felonies	40	50	-20.00%	146	64%	227	252	-9.92%	139	55%
Total Felonies	143	170	-15.88%	252	23%	1088	1263	-13.86%	254	20%
Total Burglaries	52	64	-18.75%	19	4%	465	561	-17.11%	30	5%
Misdemeanor Offenses	Current Month	This Month Last Year	% Change Month/Month 2017 - 2016	2017 Cleared Offenses YTD	2017 Clearance RATE YTD	2017 Offenses YTD	2016 Offenses YTD	% Change YTD/YTD 2017 - 2016	2016 Cleared Offenses YTD	2016 Clearance RATE YTD
Misdemeanor Thefts	73	118	-38.14%	100	23%	443	810	-45.31%	189	23%
All Other Misdemeanors	187	188	-0.53%	817	70%	1168	1250	-6.56%	833	67%
Total Misdemeanors	260	306	-15.03%	917	57%	1611	2060	-21.80%	1022	50%
Miscellaneous Offenses	Current Month	This Month Last Year	% Change Month/Month 2017 - 2016	2017 Cleared Offenses YTD	2017 Clearance RATE YTD	2017 Offenses YTD	2016 Offenses YTD	% Change YTD/YTD 2017 - 2016	2016 Cleared Offenses YTD	2016 Clearance RATE YTD
Total Narcotic Offenses	14	11	27.27%	77	97%	79	104	-24.04%	101	97%
Total Alcohol Offenses	16	22	-27.27%	128	99%	129	156	-17.31%	154	99%
Total Domestic Violence	44	42	4.76%	193	95%	204	211	-3.32%	175	83%
Total Fraud/Forgery	21	38	-44.74%	19	11%	176	268	-34.33%	34	13%
Total Vehicle Abatements	2	0	N.C.	1	33%	3	5	-40.00%	6	120%
	97	113	-14.16%	418	71%	591	744	-20.56%	470	63%
*N.C. - not calculable	*N/C - no change									
Chief _____										
						0				

MANTECA POLICE DEPARTMENT
MONTHLY CRIME STATISTICS REPORT
JULY 2017

Non-Criminal Reports & Services	Current Month	2017 YTD	2016 YTD	% Change YTD/YTD 2017 - 2016
Non-Criminal Reports	218	1356	1233	9.98%
Service Requests	3801	24218	22639	6.97%
Written Reports	658	4180	4541	-7.95%
Criminal Complaint Requests	183	1014	1173	-13.55%
Warrants Served	170	920	744	23.66%

Property Value	Current Month	2017 YTD	2016 YTD	% Change YTD/YTD 2017 - 2016
Property Stolen	\$438,899.00	\$2,793,331.00	\$2,743,608.00	1.81%
Property Recovered	\$119,738.00	\$1,086,012.00	\$1,087,153.00	-0.10%
% Property Value Recovered	27.28%	38.88%	39.62%	-1.88%

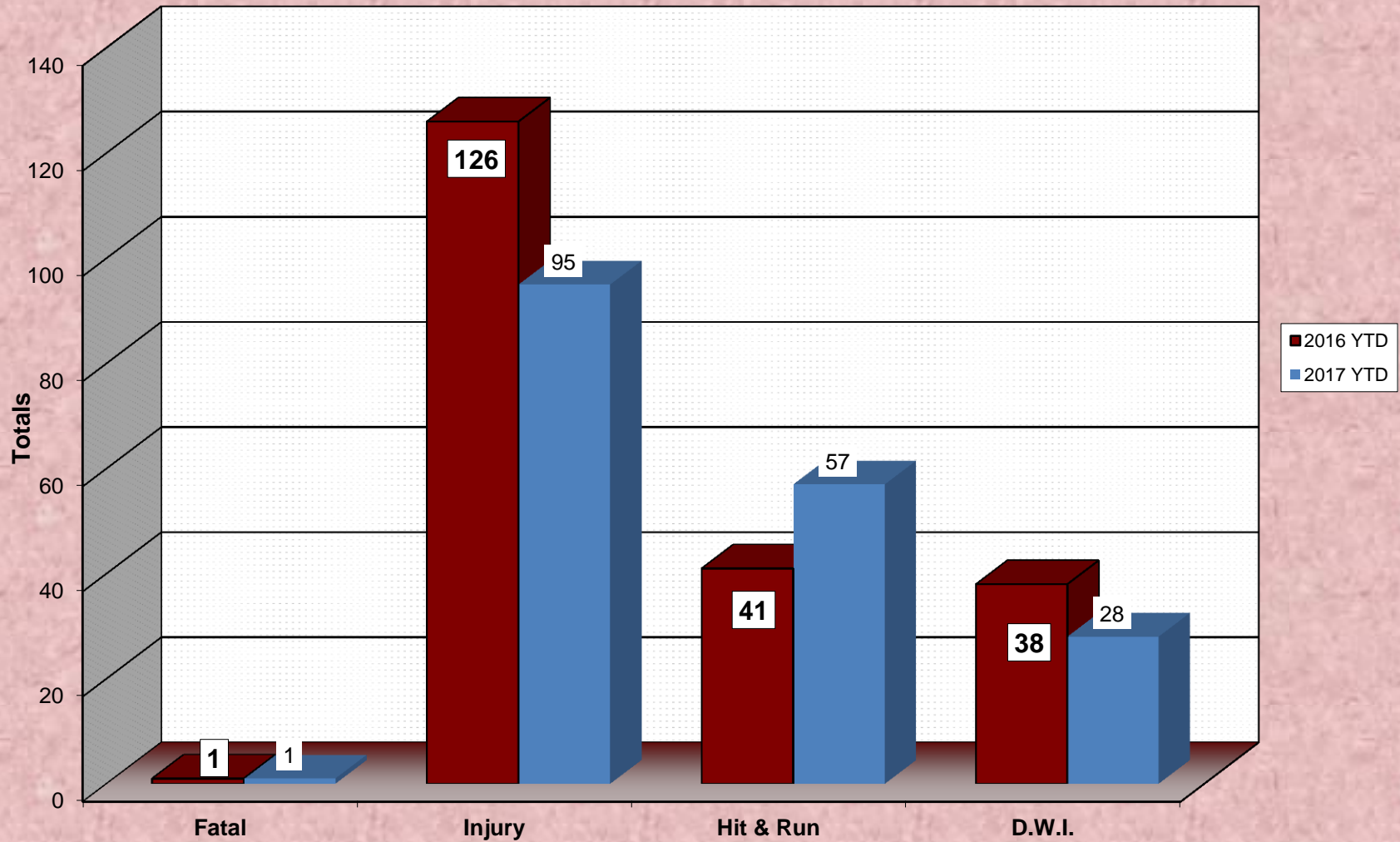
Accidents	Current Month	2017 YTD	2016 YTD	% Change YTD/YTD 2017 - 2016
Total Accidents	59	519	541	-4.07%
Property Damage Only	50	432	424	1.89%
Fatal	0	1	1	0.00%
Injury	9	95	126	-24.60%
Hit & Run	8	57	41	39.02%
D.W.I.	4	28	38	-26.32%

Arrests	Current Month	2017 YTD	2016 YTD	% Change YTD/YTD 2017 - 2016
Adult Arrests	207	1122	1183	-5.16%
Juvenile Arrests	6	52	48	8.33%
Total Arrests	213	1174	1231	-4.63%

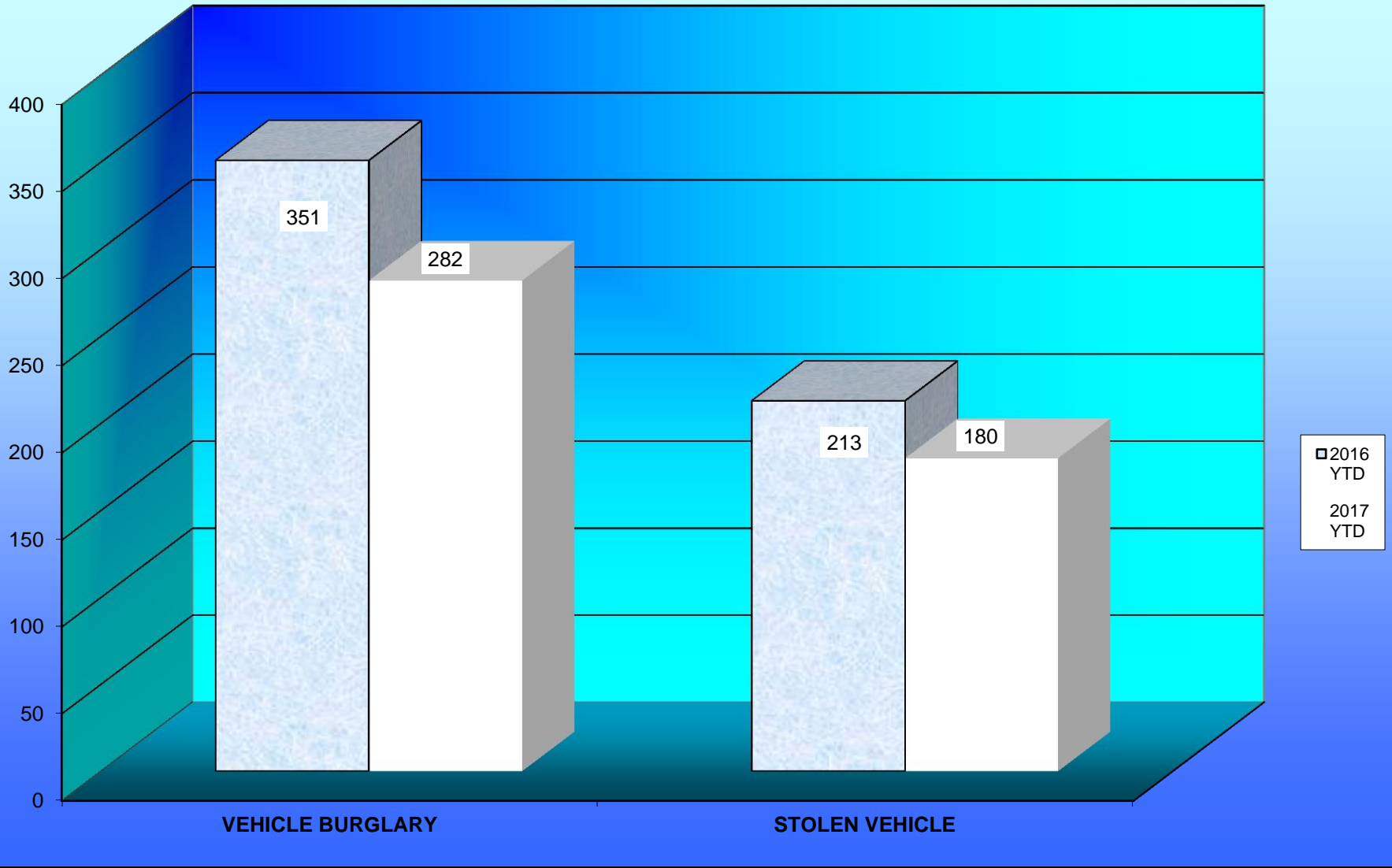
Citations	Current Month	2017 YTD	2016 YTD	% Change YTD/YTD 2016 - 2015
Total Citation Violations	274	2,064	2,308	-10.57%
D.W.I Violations	8	74	94	-21.28%
Moving Violations	94	634	800	-20.75%
Non-Moving Violations	89	597	457	30.63%
Child Restraint Violations	2	4	4	0.00%
Seat Belt Violations	4	34	93	-63.44%
All Other Violations	77	693	875	-20.80%
Parking Violations	71	566	486	16.46%

Department Actions	Current Month	2017 YTD	2016 YTD	% Change YTD/YTD 2017 - 2016
Pursuits	3	14	18	-22.22%
Use of Force	6	13	16	-18.75%

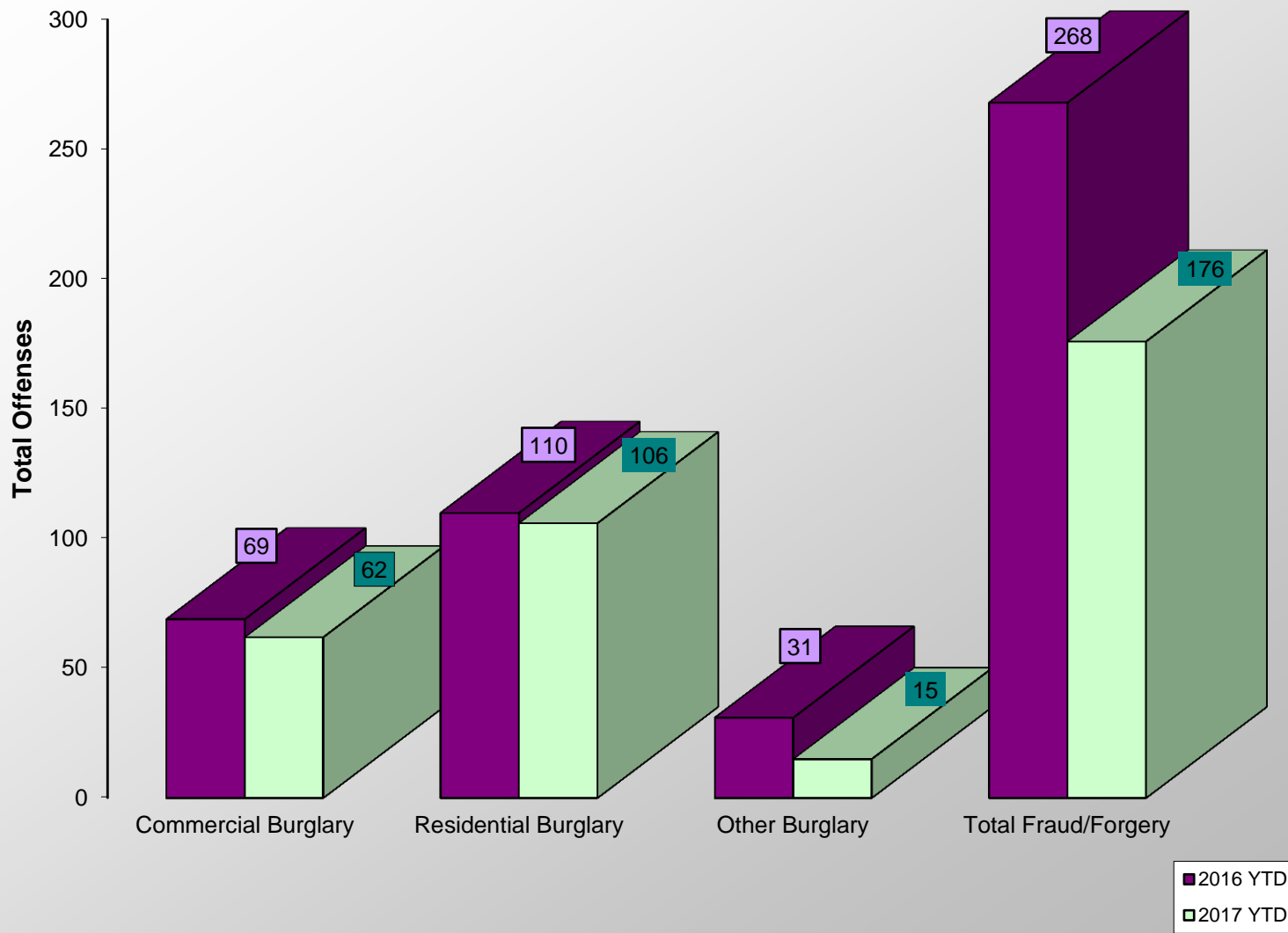
ACCIDENT COMPARISON 2016 - 2017 Year to Date



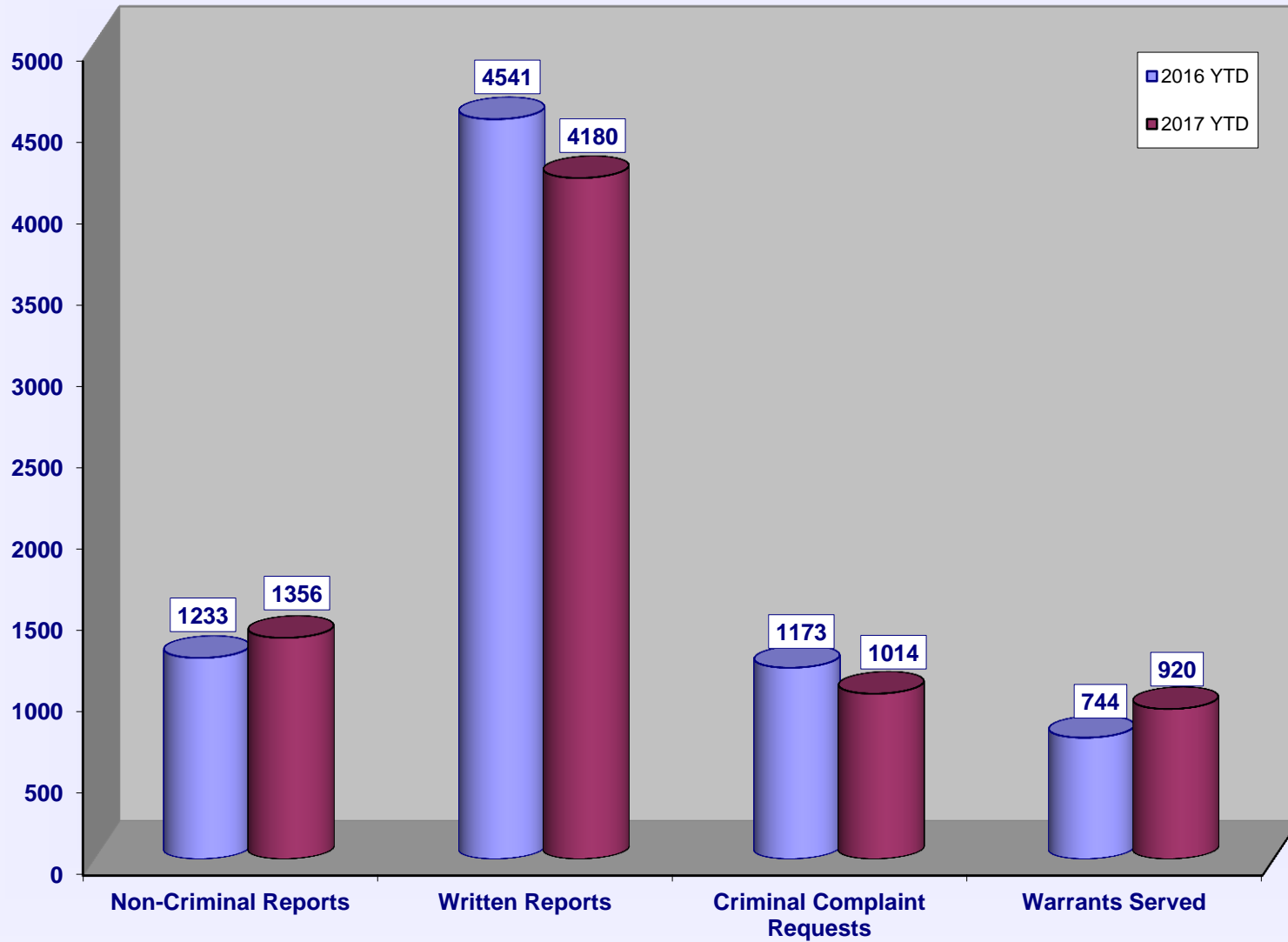
VEHICLE THEFTS



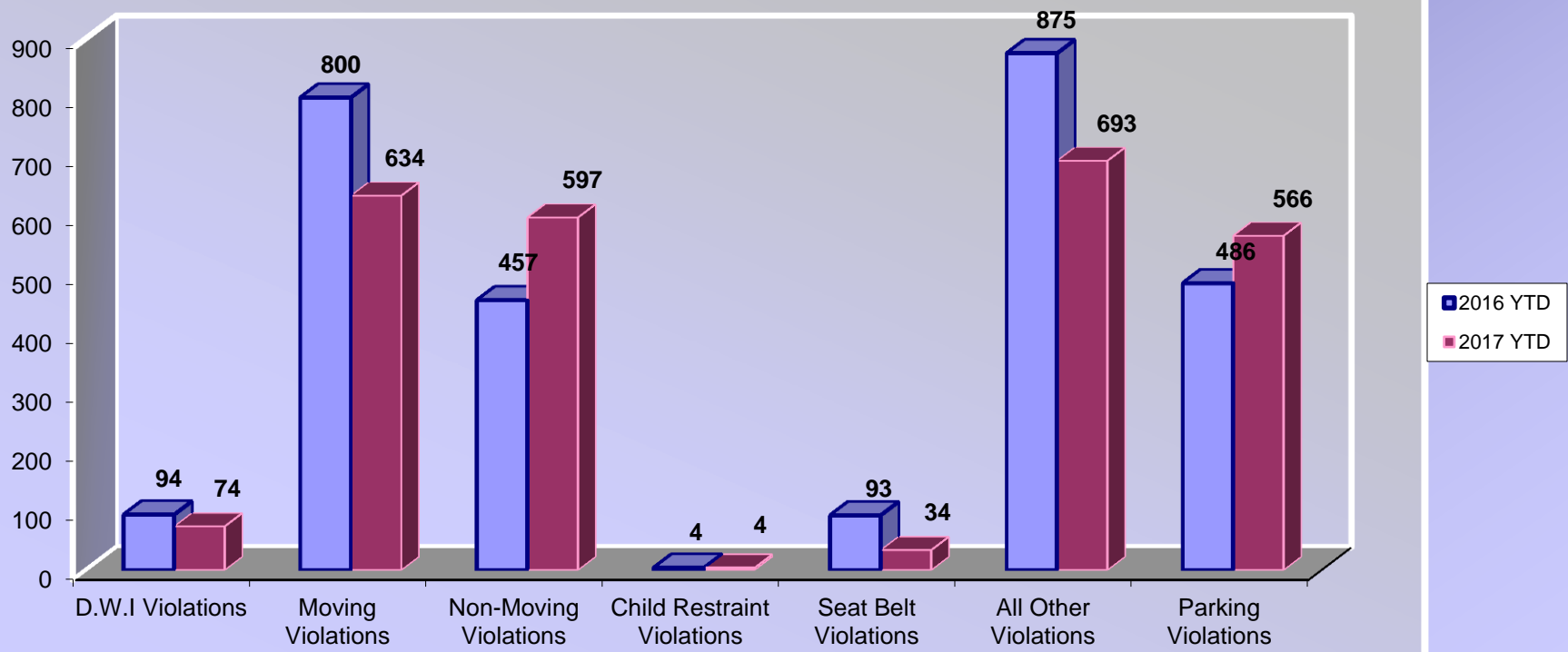
BURGLARIES 2016 - 2017 Year to Date



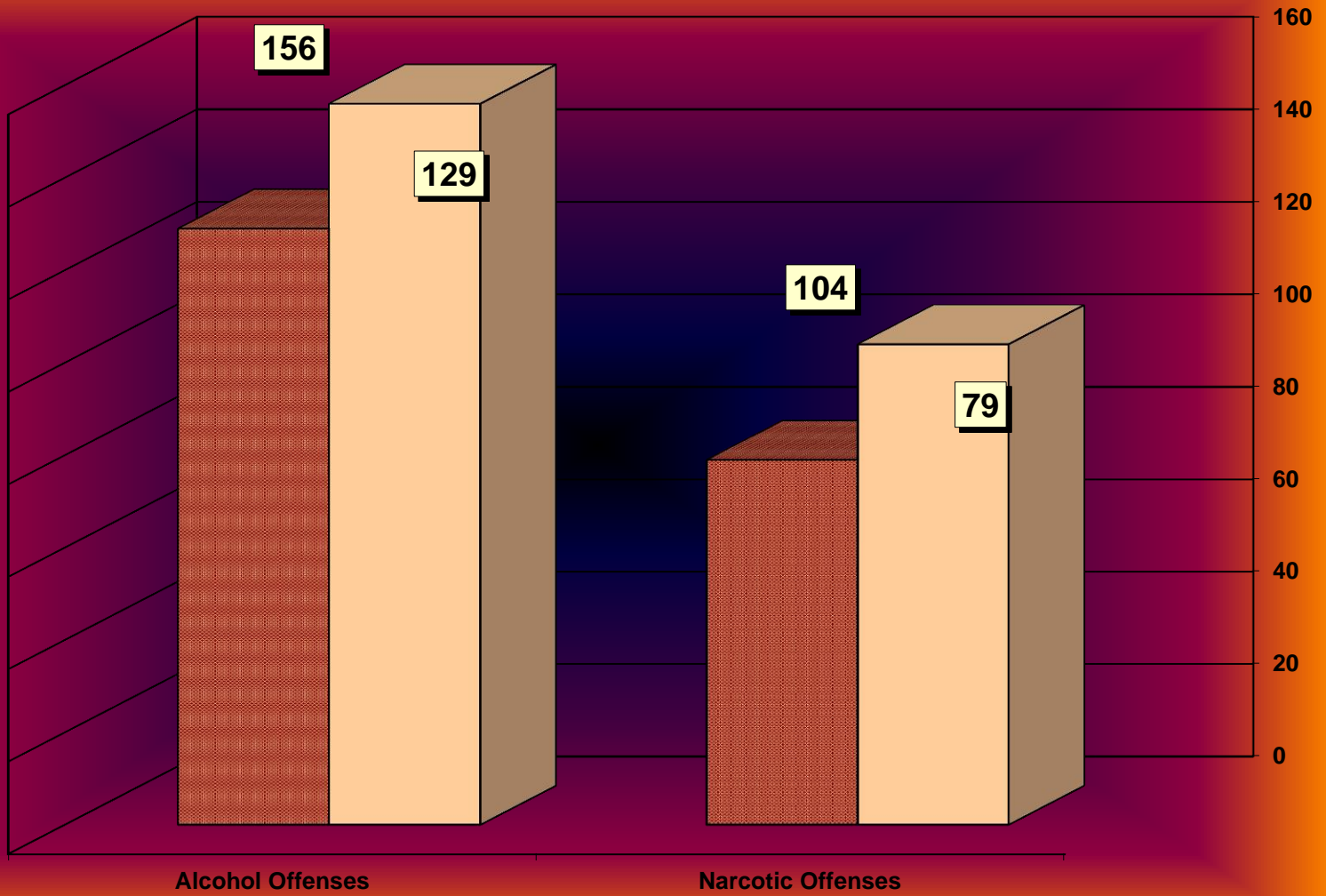
SERVICE & NON-SERVICE REQUESTS 2016 - 2017



TRAFFIC CITATIONS 2016-2017



NARCOTIC / ALCOHOL OFFENSES 2016 - 2017



□ 2016 YTD
■ 2017 YTD

Department Actions

