

MANTECA POLICE DEPARTMENT
MONTHLY CRIME STATISTICS REPORT
AUGUST 2017

Part One Crime Offenses	Current Month	This Month Last Year	% Change Month/Month 2017- 2016	2017 Cleared Offenses YTD	2017 Clearance RATE YTD	2017 Offenses YTD	2016 Offenses YTD	% Change YTD/YTD 2017 - 2016	2016 Cleared Offenses YTD	2016 Clearance RATE YTD
Homicide	0	0	N/C	1	33%	3	1	200.00%	1	100%
Rape/Unlawful Interc	1	1	0.00%	2	20%	10	24	-58.33%	9	38%
Robbery	10	7	42.86%	14	22%	65	69	-5.80%	31	45%
Aggravated Assault	10	5	100.00%	42	58%	73	56	30.36%	25	45%
Commercial Burglary	11	12	-8.33%	7	10%	73	81	-9.88%	11	14%
Residential Burglary	18	19	-5.26%	8	6%	124	129	-3.88%	13	10%
Other Burglary	1	2	-50.00%	3	19%	16	33	-51.52%	1	3%
Auto Burglary	34	51	-33.33%	4	1%	316	402	-21.39%	12	3%
Grand Theft	6	9	-33.33%	7	8%	84	100	-16.00%	10	10%
Vehicle Theft	16	39	-58.97%	25	13%	196	252	-22.22%	27	11%
Arson	2	1	100.00%	1	10%	10	10	0.00%	2	20%
All Other Felonies	59	28	110.71%	189	66%	286	280	2.14%	158	56%
Total Felonies	168	174	-3.45%	303	24%	1256	1437	-12.60%	300	21%
Total Burglaries	64	84	-23.81%	22	4%	529	645	-17.98%	37	6%
Misdemeanor Offenses	Current Month	This Month Last Year	% Change Month/Month 2017 - 2016	2017 Cleared Offenses YTD	2017 Clearance RATE YTD	2017 Offenses YTD	2016 Offenses YTD	% Change YTD/YTD 2017 - 2016	2016 Cleared Offenses YTD	2016 Clearance RATE YTD
Misdemeanor Thefts	91	126	-27.78%	126	24%	534	936	-42.95%	223	24%
All Other Misdemeanors	236	182	29.67%	993	71%	1404	1432	-1.96%	972	68%
Total Misdemeanors	327	308	6.17%	1119	58%	1938	2368	-18.16%	1195	50%
Miscellaneous Offenses	Current Month	This Month Last Year	% Change Month/Month 2017 - 2016	2017 Cleared Offenses YTD	2017 Clearance RATE YTD	2017 Offenses YTD	2016 Offenses YTD	% Change YTD/YTD 2017 - 2016	2016 Cleared Offenses YTD	2016 Clearance RATE YTD
Total Narcotic Offenses	34	16	112.50%	110	97%	113	120	-5.83%	116	97%
Total Alcohol Offenses	24	18	33.33%	151	99%	153	174	-12.07%	172	99%
Total Domestic Violence	42	29	44.83%	232	94%	246	240	2.50%	214	89%
Total Fraud/Forgery	22	35	-37.14%	20	10%	198	303	-34.65%	40	13%
Total Vehicle Abatements	0	0	N/C	3	100%	3	5	-40.00%	6	120%
	122	98	24.49%	516	72%	713	842	-15.32%	548	65%
*N.C. - not calculable	*N/C - no change									
Chief _____										
						0				

MANTECA POLICE DEPARTMENT
MONTHLY CRIME STATISTICS REPORT
AUGUST 2017

Non-Criminal Reports & Services	Current Month	2017 YTD	2016 YTD	% Change YTD/YTD 2017 - 2016
Non-Criminal Reports	242	1598	1434	11.44%
Service Requests	4044	28262	26225	7.77%
Written Reports	757	4937	5224	-5.49%
Criminal Complaint Requests	181	1195	1385	-13.72%
Warrants Served	200	1120	915	22.40%

Property Value	Current Month	2017 YTD	2016 YTD	% Change YTD/YTD 2017 - 2016
Property Stolen	\$293,575.00	\$3,086,906.00	\$3,241,171.00	-4.76%
Property Recovered	\$194,055.00	\$1,280,067.00	\$1,394,794.00	-8.23%
% Property Value Recovered	66.10%	41.47%	43.03%	-3.64%

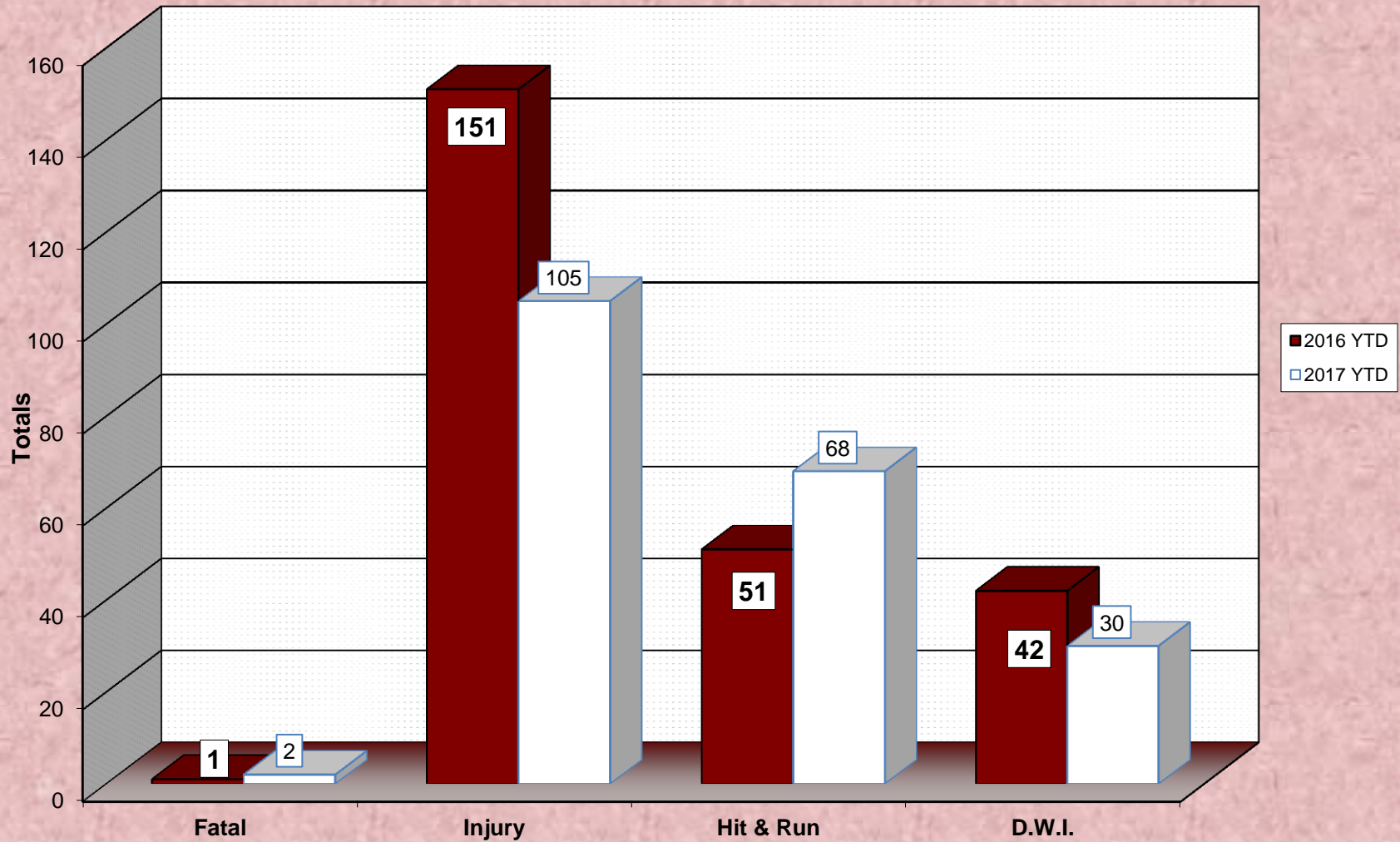
Accidents	Current Month	2017 YTD	2016 YTD	% Change YTD/YTD 2017 - 2016
Total Accidents	71	590	638	-7.52%
Property Damage Only	60	492	496	-0.81%
Fatal	1	2	1	100.00%
Injury	10	105	151	-30.46%
Hit & Run	11	68	51	33.33%
D.W.I.	2	30	42	-28.57%

Arrests	Current Month	2017 YTD	2016 YTD	% Change YTD/YTD 2017 - 2016
Adult Arrests	239	1361	1383	-1.59%
Juvenile Arrests	12	64	51	25.49%
Total Arrests	251	1425	1434	-0.63%

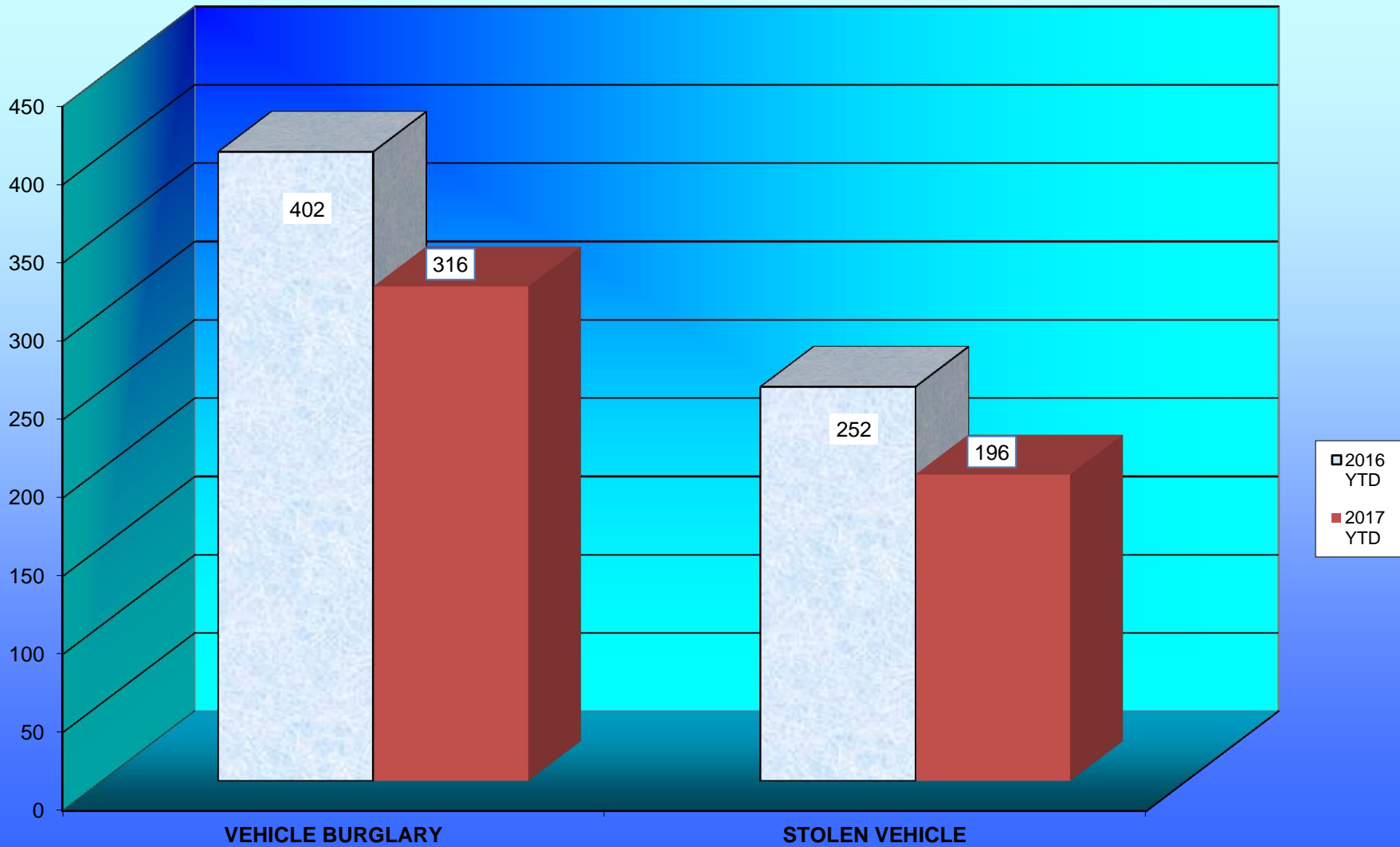
Citations	Current Month	2017 YTD	2016 YTD	% Change YTD/YTD 2016 - 2015
Total Citation Violations	465	2,529	2,701	-6.37%
D.W.I Violations	9	83	101	-17.82%
Moving Violations	151	785	990	-20.71%
Non-Moving Violations	126	723	514	40.66%
Child Restraint Violations	0	4	5	-20.00%
Seat Belt Violations	12	46	100	-54.00%
All Other Violations	174	867	1,009	-14.07%
Parking Violations	396	962	560	71.79%

Department Actions	Current Month	2017 YTD	2016 YTD	% Change YTD/YTD 2017 - 2016
Pursuits	2	16	18	-11.11%
Use of Force	2	15	18	-16.67%

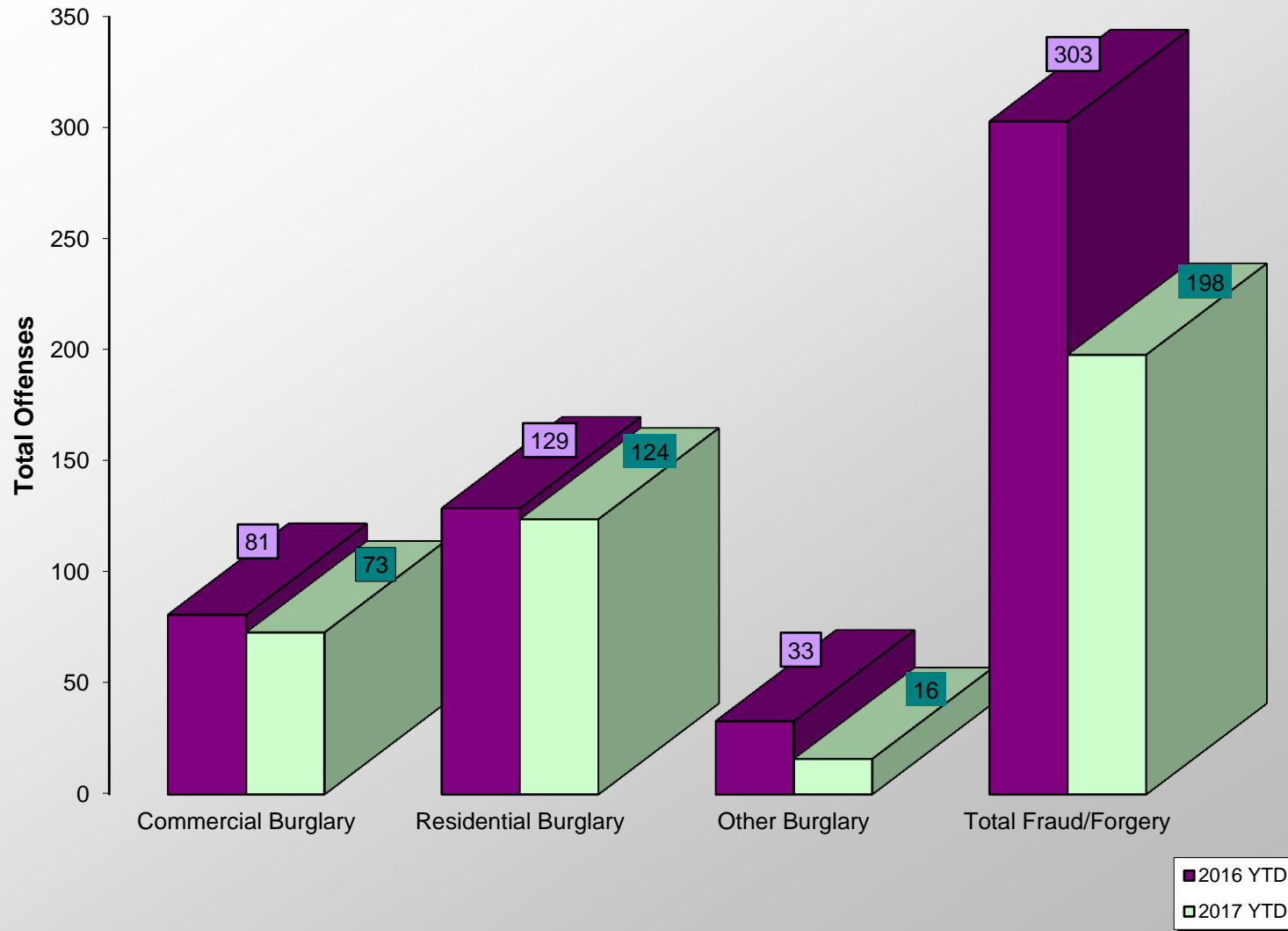
ACCIDENT COMPARISON 2016 - 2017 Year to Date



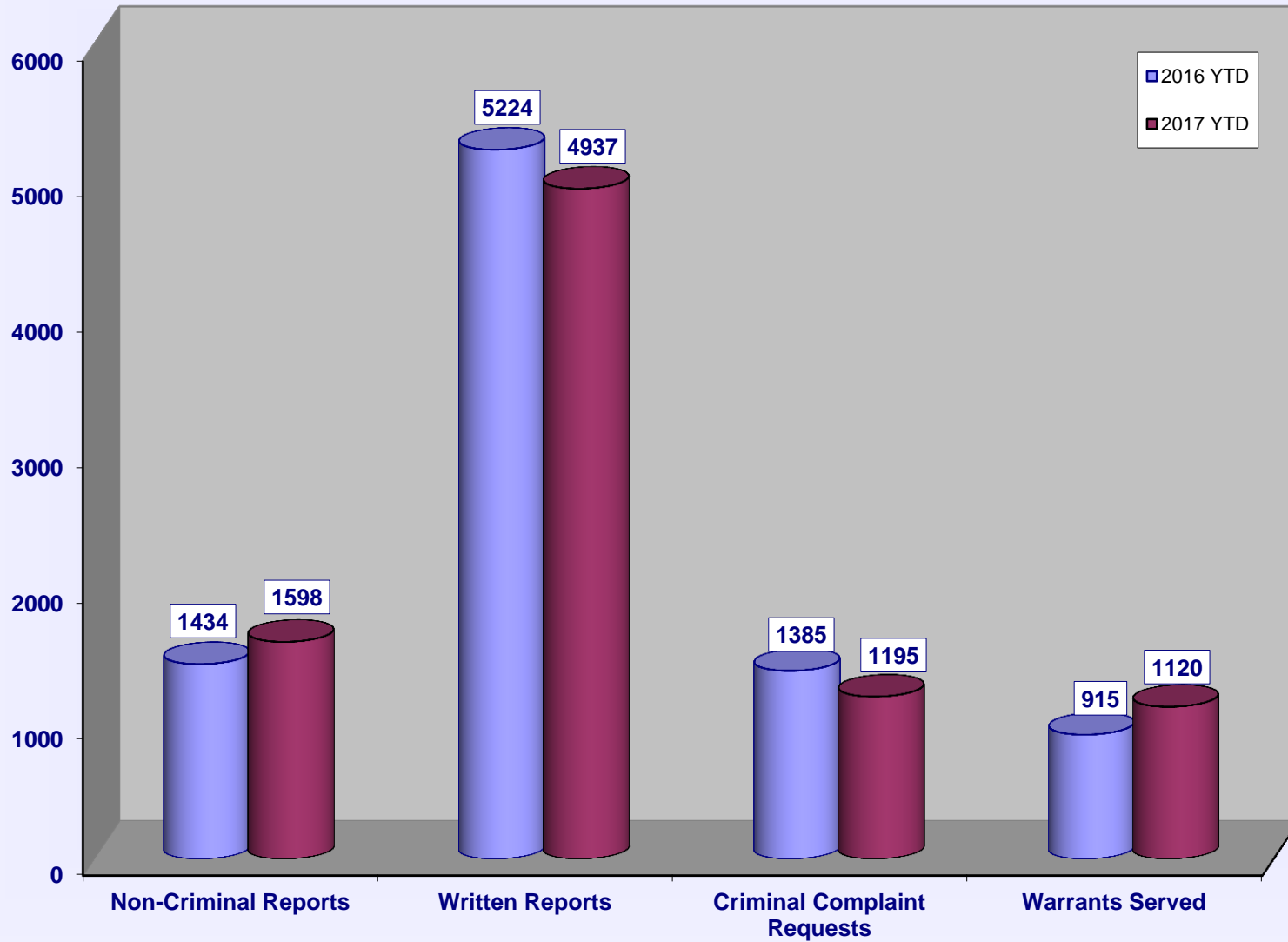
VEHICLE THEFTS



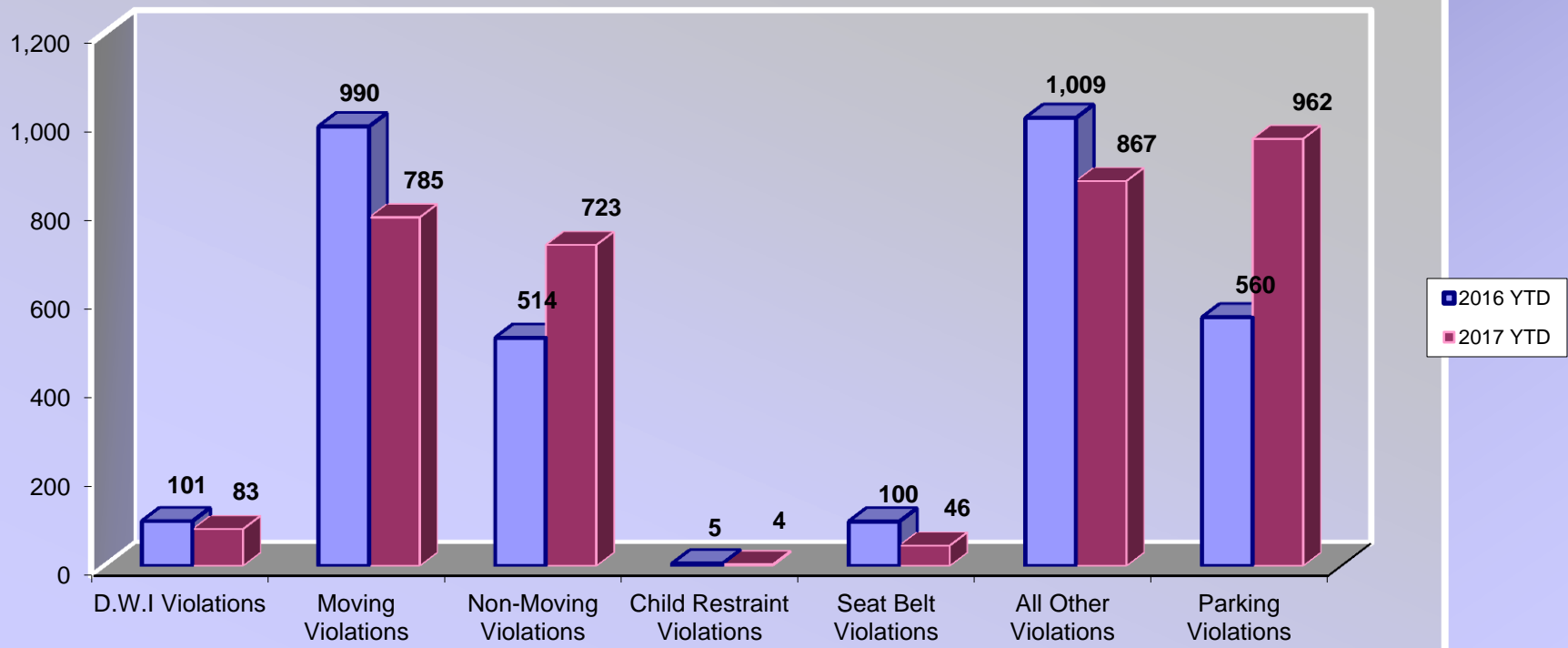
BURGLARIES 2016 - 2017 Year to Date



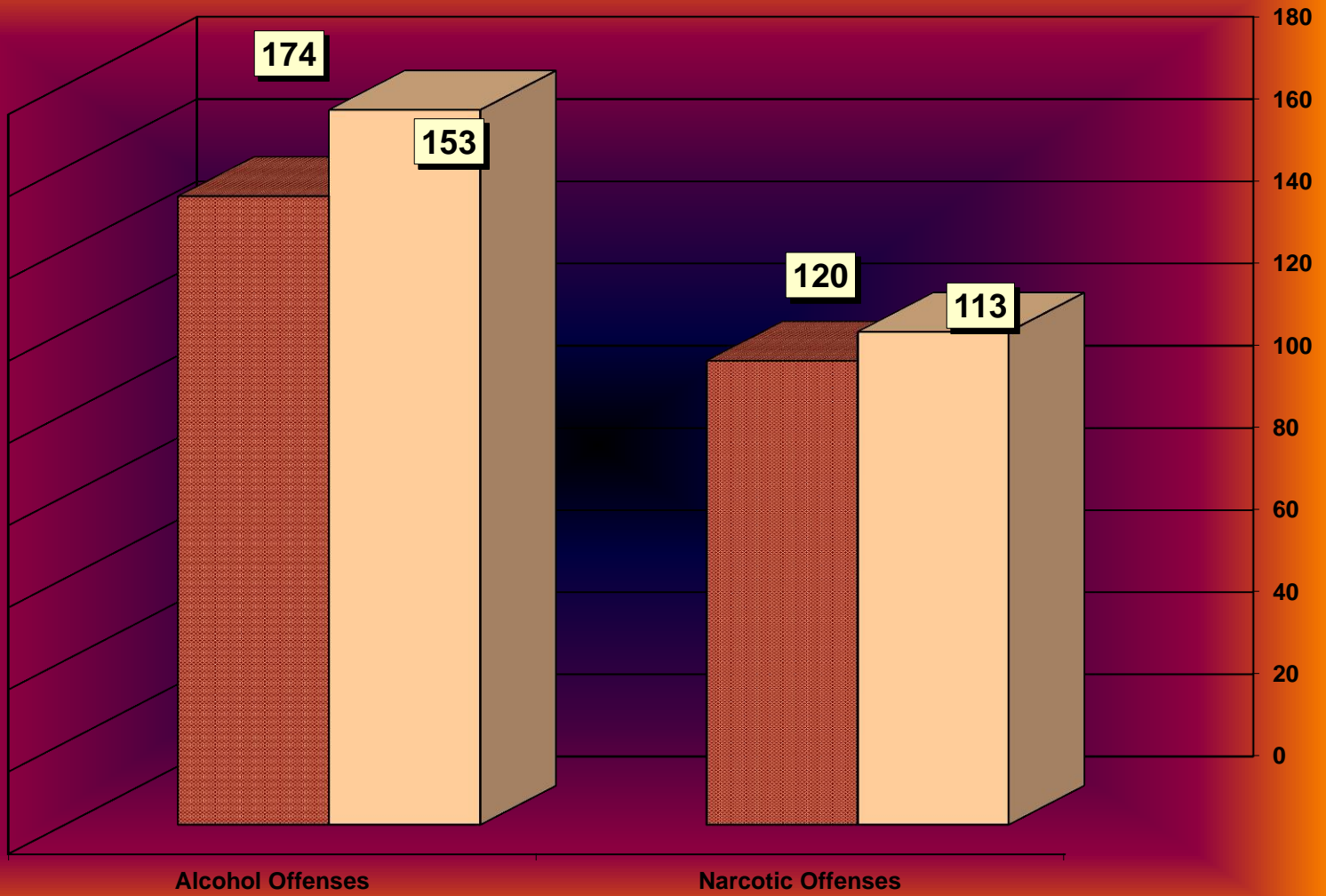
SERVICE & NON-SERVICE REQUESTS 2016 - 2017



TRAFFIC CITATIONS 2016-2017



NARCOTIC / ALCOHOL OFFENSES 2016 - 2017



□ 2016 YTD
■ 2017 YTD

Department Actions

