

MANTECA POLICE DEPARTMENT
MONTHLY CRIME STATISTICS REPORT
SEPTEMBER 2017

Part One Crime Offenses	Current Month	This Month Last Year	% Change Month/Month 2017- 2016	2017 Cleared Offenses YTD	2017 Clearance RATE YTD	2017 Offenses YTD	2016 Offenses YTD	% Change YTD/YTD 2017 - 2016	2016 Cleared Offenses YTD	2016 Clearance RATE YTD
Homicide	0	0	N/C	1	33%	3	1	200.00%	0	0%
Rape/Unlawful Interc	2	6	-66.67%	3	25%	12	30	-60.00%	3	10%
Robbery	12	1	1100.00%	17	22%	77	70	10.00%	0	0%
Aggravated Assault	14	10	40.00%	48	55%	87	66	31.82%	5	8%
Commercial Burglary	9	9	0.00%	7	9%	82	90	-8.89%	1	1%
Residential Burglary	9	14	-35.71%	9	7%	133	143	-6.99%	1	1%
Other Burglary	1	2	-50.00%	3	18%	17	35	-51.43%	0	0%
Auto Burglary	56	45	24.44%	4	1%	372	447	-16.78%	3	1%
Grand Theft	13	12	8.33%	7	7%	97	112	-13.39%	1	1%
Vehicle Theft	35	27	29.63%	32	14%	231	279	-17.20%	2	1%
Arson	3	1	200.00%	2	15%	13	11	18.18%	0	0%
All Other Felonies	56	33	69.70%	222	65%	342	313	9.27%	21	7%
Total Felonies	210	160	31.25%	355	24%	1466	1597	-8.20%	37	2%
Total Burglaries	75	70	7.14%	23	4%	604	715	-15.52%	5	1%
Misdemeanor Offenses	Current Month	This Month Last Year	% Change Month/Month 2017 - 2016	2017 Cleared Offenses YTD	2017 Clearance RATE YTD	2017 Offenses YTD	2016 Offenses YTD	% Change YTD/YTD 2017 - 2016	2016 Cleared Offenses YTD	2016 Clearance RATE YTD
Misdemeanor Thefts	65	107	-39.25%	132	22%	599	1043	-42.57%	38	4%
All Other Misdemeanors	230	156	47.44%	1147	70%	1634	1588	2.90%	115	7%
Total Misdemeanors	295	263	12.17%	1279	57%	2233	2631	-15.13%	153	6%
Miscellaneous Offenses	Current Month	This Month Last Year	% Change Month/Month 2017 - 2016	2017 Cleared Offenses YTD	2017 Clearance RATE YTD	2017 Offenses YTD	2016 Offenses YTD	% Change YTD/YTD 2017 - 2016	2016 Cleared Offenses YTD	2016 Clearance RATE YTD
Total Narcotic Offenses	20	15	33.33%	129	97%	133	135	-1.48%	14	10%
Total Alcohol Offenses	18	13	38.46%	169	99%	171	187	-8.56%	12	6%
Total Domestic Violence	37	36	2.78%	261	92%	283	276	2.54%	33	12%
Total Fraud/Forgery	25	29	-13.79%	22	10%	223	332	-32.83%	3	1%
Total Vehicle Abatements	2	1	100.00%	3	60%	5	6	-16.67%	2	33%
	102	94	8.51%	584	72%	815	936	-12.93%	64	7%
*N.C. - not calculable	*N/C - no change									
Chief _____										
						0				

MANTECA POLICE DEPARTMENT
MONTHLY CRIME STATISTICS REPORT
SEPTEMBER 2017

Non-Criminal Reports & Services	Current Month	2017 YTD	2016 YTD	% Change YTD/YTD 2017 - 2016
Non-Criminal Reports	237	1835	1605	14.33%
Service Requests	3771	32033	29508	8.56%
Written Reports	748	5685	5817	-2.27%
Criminal Complaint Requests	200	1395	1557	-10.40%
Warrants Served	136	1256	1040	20.77%

Property Value	Current Month	2017 YTD	2016 YTD	% Change YTD/YTD 2017 - 2016
Property Stolen	\$386,223.00	\$3,473,129.00	\$3,572,506.00	-2.78%
Property Recovered	\$164,266.00	\$1,444,333.00	\$1,565,210.00	-7.72%
% Property Value Recovered	42.53%	41.59%	43.81%	-5.08%

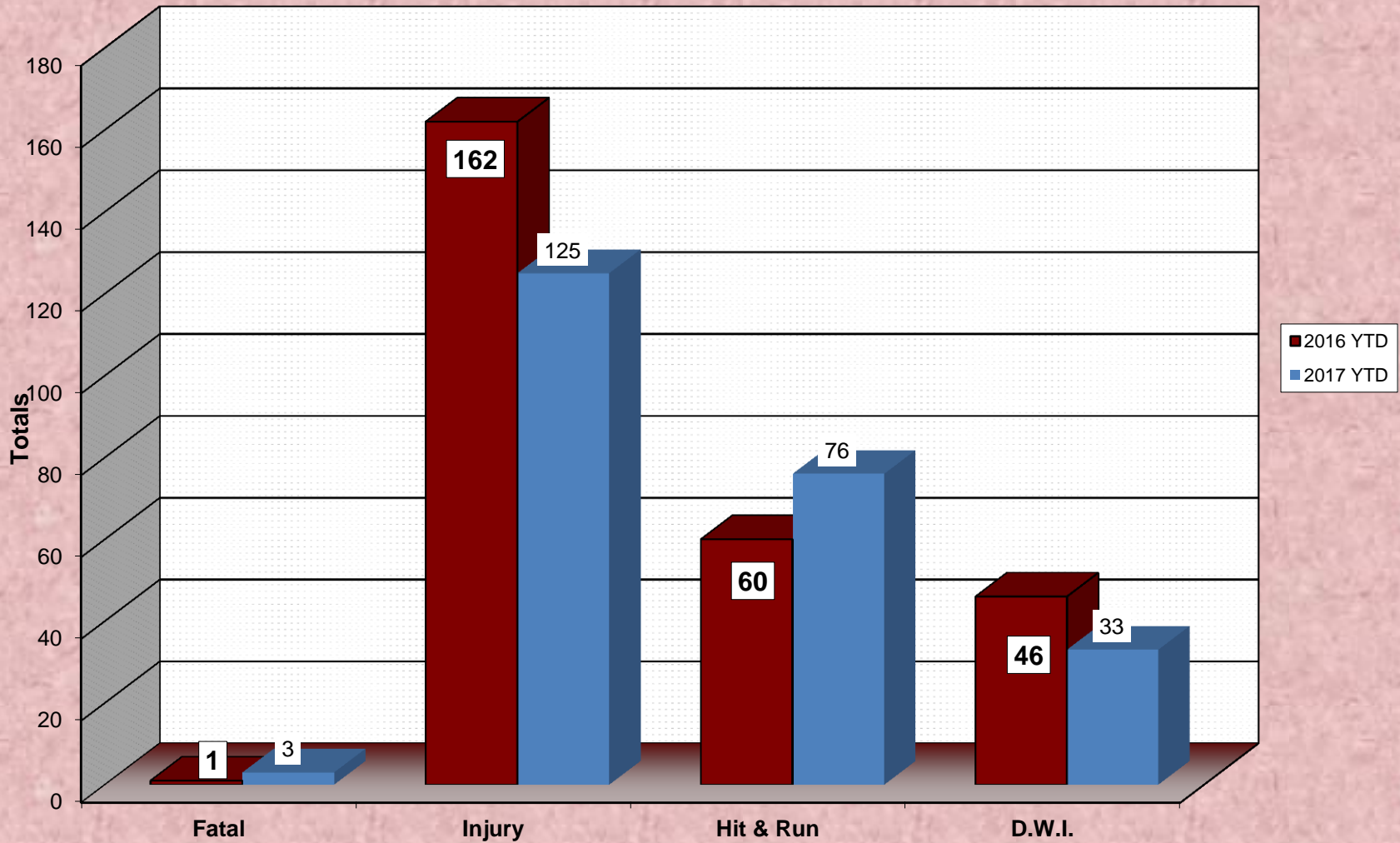
Accidents	Current Month	2017 YTD	2016 YTD	% Change YTD/YTD 2017 - 2016
Total Accidents	76	666	722	-7.76%
Property Damage Only	55	547	569	-3.87%
Fatal	1	3	1	200.00%
Injury	20	125	162	-22.84%
Hit & Run	8	76	60	26.67%
D.W.I.	3	33	46	-28.26%

Arrests	Current Month	2017 YTD	2016 YTD	% Change YTD/YTD 2017 - 2016
Adult Arrests	187	1548	1553	-0.32%
Juvenile Arrests	10	74	57	29.82%
Total Arrests	197	1622	1610	0.75%

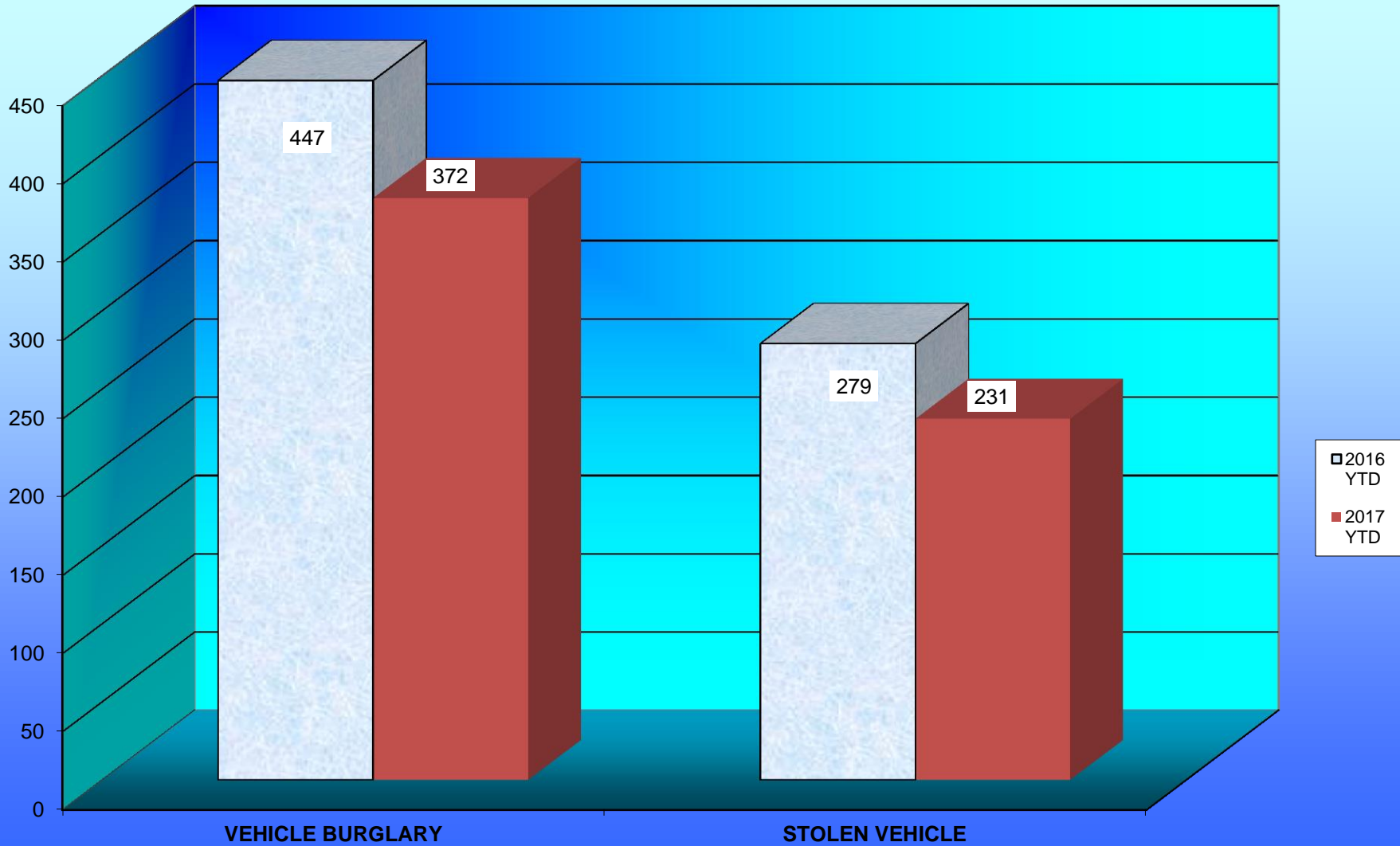
Citations	Current Month	2017 YTD	2016 YTD	% Change YTD/YTD 2016 - 2015
Total Citation Violations	322	2,851	3,018	-5.53%
D.W.I Violations	10	93	108	-13.89%
Moving Violations	62	847	1,097	-22.79%
Non-Moving Violations	99	822	583	40.99%
Child Restraint Violations	2	6	5	20.00%
Seat Belt Violations	5	51	102	-50.00%
All Other Violations	142	1,009	1,140	-11.49%
Parking Violations	249	1,211	642	88.63%

Department Actions	Current Month	2017 YTD	2016 YTD	% Change YTD/YTD 2017 - 2016
Pursuits	0	16	22	-27.27%
Use of Force	1	16	21	-23.81%

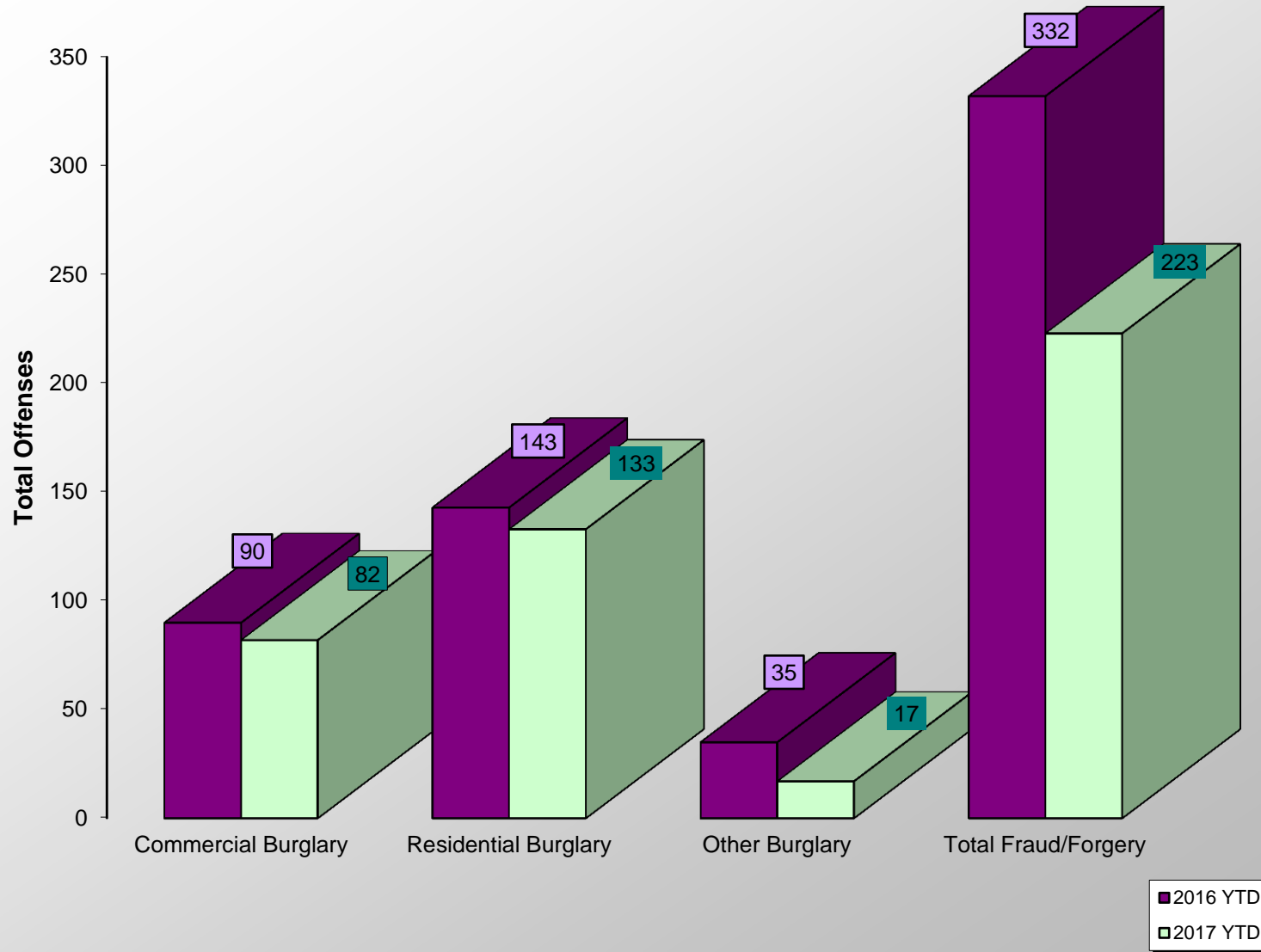
ACCIDENT COMPARISON 2016 - 2017 Year to Date



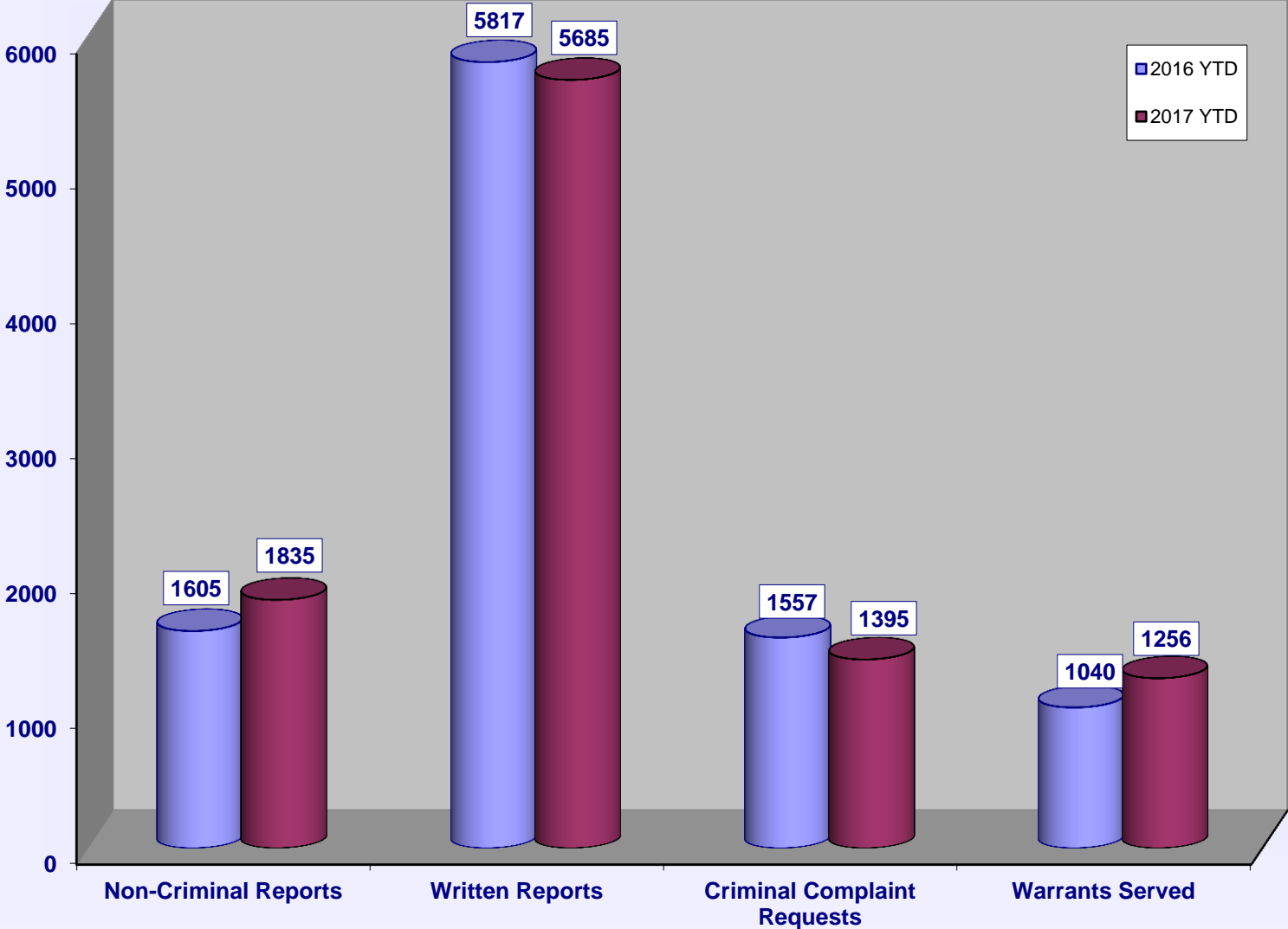
VEHICLE THEFTS



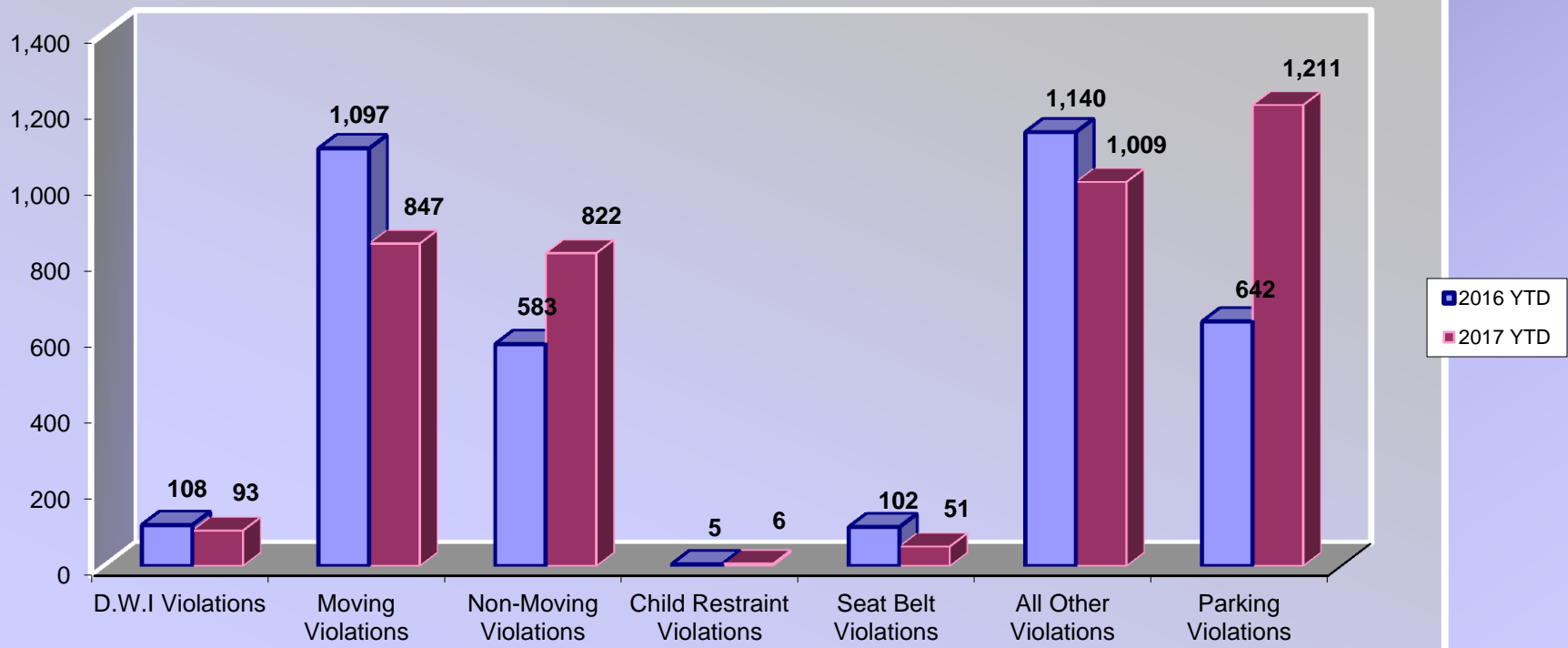
BURGLARIES 2016 - 2017 Year to Date



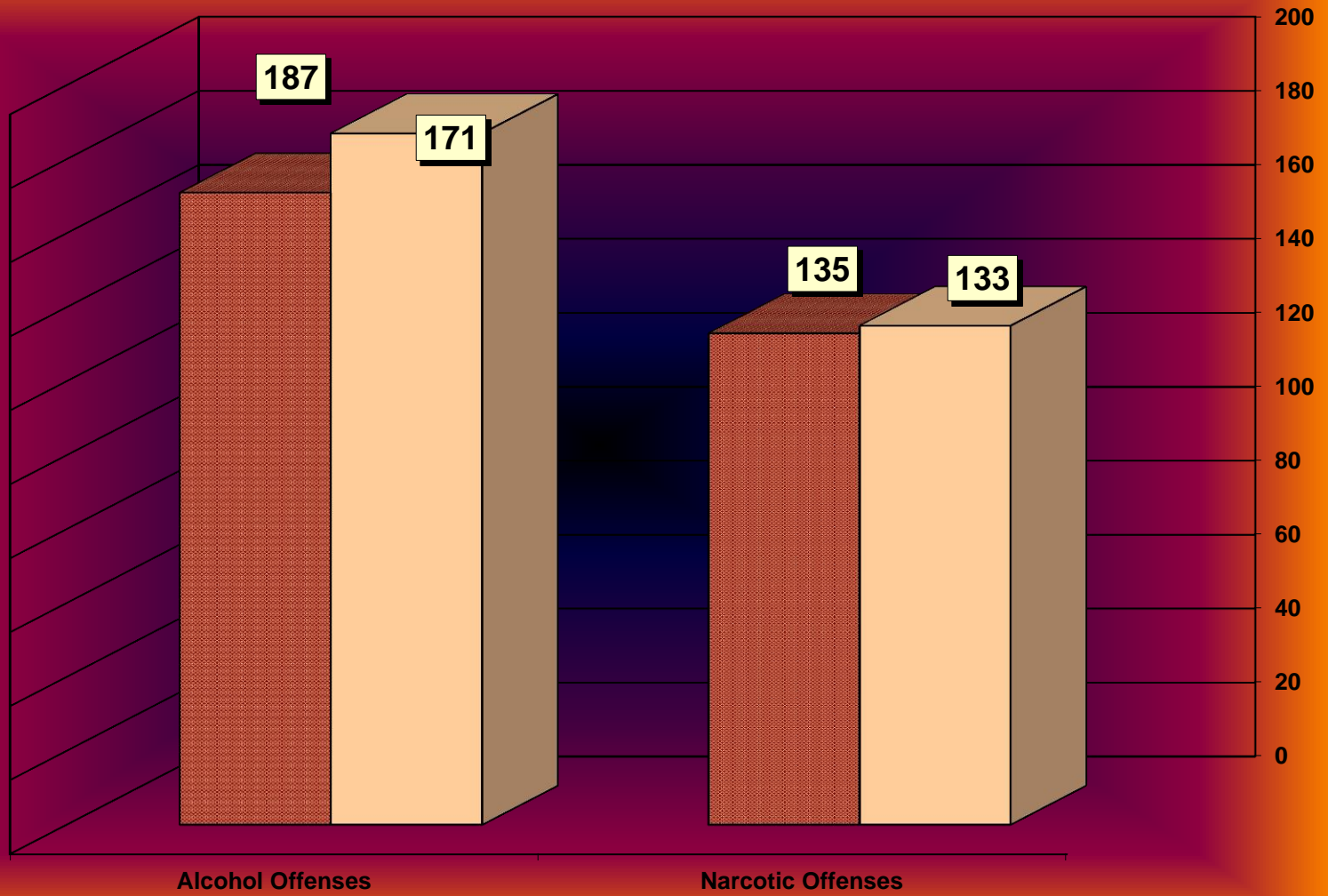
SERVICE & NON-SERVICE REQUESTS 2016 - 2017



TRAFFIC CITATIONS 2016-2017



NARCOTIC / ALCOHOL OFFENSES 2016 - 2017



□ 2016 YTD
■ 2017 YTD

Department Actions

