

MANTECA POLICE DEPARTMENT
MONTHLY CRIME STATISTICS REPORT
OCTOBER 2017

Part One Crime Offenses	Current Month	This Month Last Year	% Change Month/Month 2017- 2016	2017 Cleared Offenses YTD	2017 Clearance RATE YTD	2017 Offenses YTD	2016 Offenses YTD	% Change YTD/YTD 2017 - 2016	2016 Cleared Offenses YTD	2016 Clearance RATE YTD
Homicide	1	0	N.C.	3	75%	4	1	300.00%	1	100%
Rape/Unlawful Interc	3	1	200.00%	4	27%	15	31	-51.61%	13	42%
Robbery	3	5	-40.00%	25	31%	80	75	6.67%	32	43%
Aggravated Assault	7	14	-50.00%	48	51%	94	80	17.50%	34	43%
Commercial Burglary	5	11	-54.55%	7	8%	87	101	-13.86%	15	15%
Residential Burglary	17	6	183.33%	9	6%	150	149	0.67%	15	10%
Other Burglary	0	3	-100.00%	3	18%	17	38	-55.26%	1	3%
Auto Burglary	50	35	42.86%	4	1%	422	482	-12.45%	15	3%
Grand Theft	12	12	0.00%	7	6%	109	124	-12.10%	12	10%
Vehicle Theft	27	33	-18.18%	35	14%	258	312	-17.31%	35	11%
Arson	0	0	N/C	2	15%	13	11	18.18%	2	18%
All Other Felonies	50	32	56.25%	250	64%	392	345	13.62%	193	56%
Total Felonies	175	152	15.13%	397	24%	1641	1749	-6.17%	368	21%
Total Burglaries	72	55	30.91%	23	3%	676	770	-12.21%	46	6%
Misdemeanor Offenses	Current Month	This Month Last Year	% Change Month/Month 2017 - 2016	2017 Cleared Offenses YTD	2017 Clearance RATE YTD	2017 Offenses YTD	2016 Offenses YTD	% Change YTD/YTD 2017 - 2016	2016 Cleared Offenses YTD	2016 Clearance RATE YTD
Misdemeanor Thefts	63	87	-27.59%	150	23%	662	1130	-41.42%	284	25%
All Other Misdemeanors	212	170	24.71%	1320	72%	1846	1758	5.01%	1179	67%
Total Misdemeanors	275	257	7.00%	1470	59%	2508	2888	-13.16%	1463	51%
Miscellaneous Offenses	Current Month	This Month Last Year	% Change Month/Month 2017 - 2016	2017 Cleared Offenses YTD	2017 Clearance RATE YTD	2017 Offenses YTD	2016 Offenses YTD	% Change YTD/YTD 2017 - 2016	2016 Cleared Offenses YTD	2016 Clearance RATE YTD
Total Narcotic Offenses	18	13	38.46%	147	97%	151	148	2.03%	141	95%
Total Alcohol Offenses	33	29	13.79%	202	99%	204	216	-5.56%	213	99%
Total Domestic Violence	33	31	6.45%	293	93%	316	307	2.93%	258	84%
Total Fraud/Forgery	35	24	45.83%	29	11%	258	356	-27.53%	49	14%
Total Vehicle Abatements	1	0	N.C.	4	67%	6	6	0.00%	8	133%
	120	97	23.71%	675	72%	935	1033	-9.49%	669	65%
*N.C. - not calculable	*N/C - no change									
Chief _____										
						0				

MANTECA POLICE DEPARTMENT
MONTHLY CRIME STATISTICS REPORT
OCTOBER 2017

Non-Criminal Reports & Services	Current Month	2017 YTD	2016 YTD	% Change YTD/YTD 2017 - 2016
Non-Criminal Reports	209	2044	1762	16.00%
Service Requests	3597	35630	32587	9.34%
Written Reports	672	6357	6387	-0.47%
Criminal Complaint Requests	189	1584	1696	-6.60%
Warrants Served	121	1377	1131	21.75%

Property Value	Current Month	2017 YTD	2016 YTD	% Change YTD/YTD 2017 - 2016
Property Stolen	\$552,622.00	\$4,025,751.00	\$4,001,738.00	0.60%
Property Recovered	\$262,532.00	\$1,706,865.00	\$1,803,241.00	-5.34%
% Property Value Recovered	47.51%	42.40%	45.06%	-5.91%

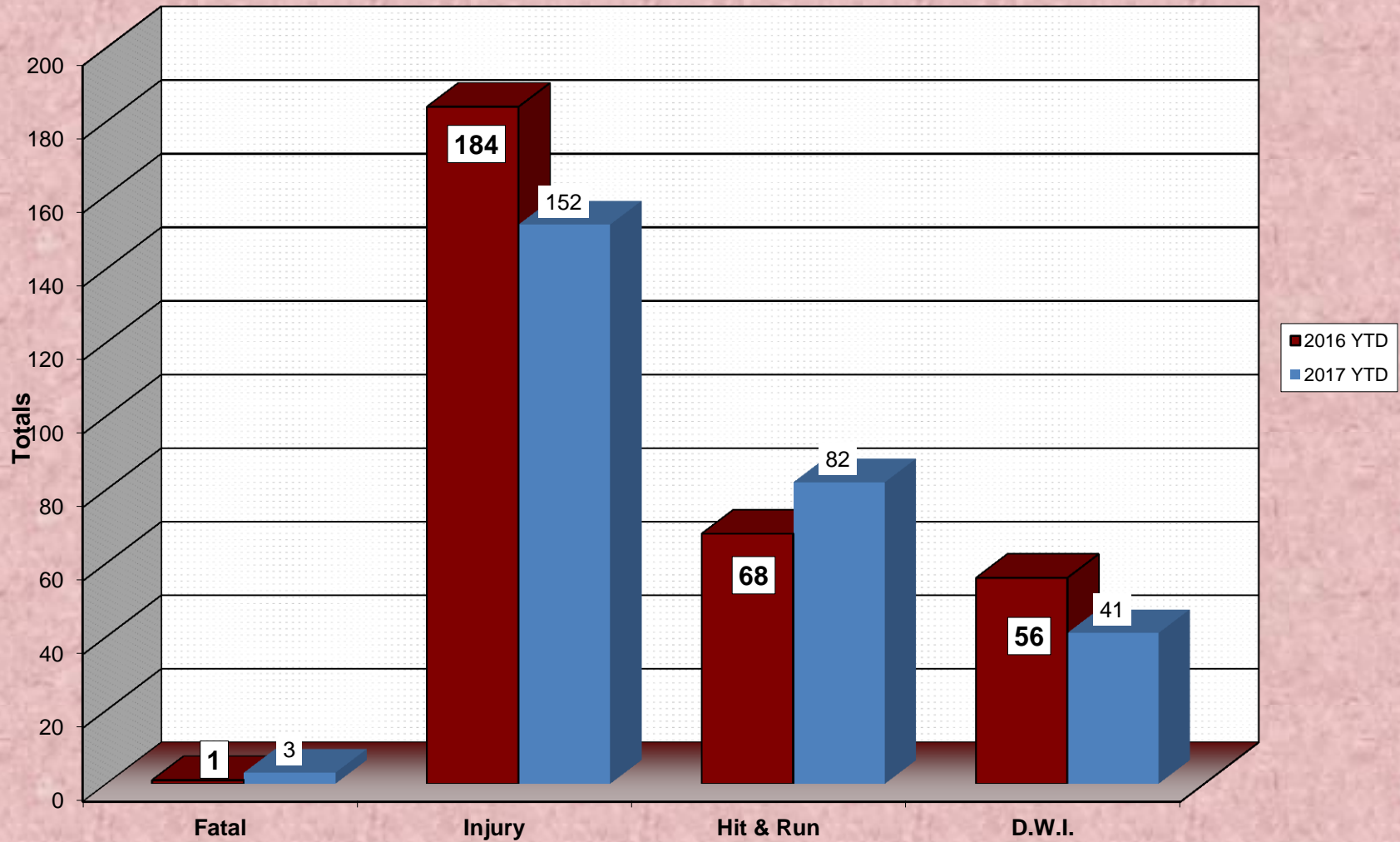
Accidents	Current Month	2017 YTD	2016 YTD	% Change YTD/YTD 2017 - 2016
Total Accidents	91	757	816	-7.23%
Property Damage Only	64	611	641	-4.68%
Fatal	0	3	1	200.00%
Injury	27	152	184	-17.39%
Hit & Run	6	82	68	20.59%
D.W.I.	8	41	56	-26.79%

Arrests	Current Month	2017 YTD	2016 YTD	% Change YTD/YTD 2017 - 2016
Adult Arrests	190	1738	1701	2.18%
Juvenile Arrests	10	84	70	20.00%
Total Arrests	200	1822	1771	2.88%

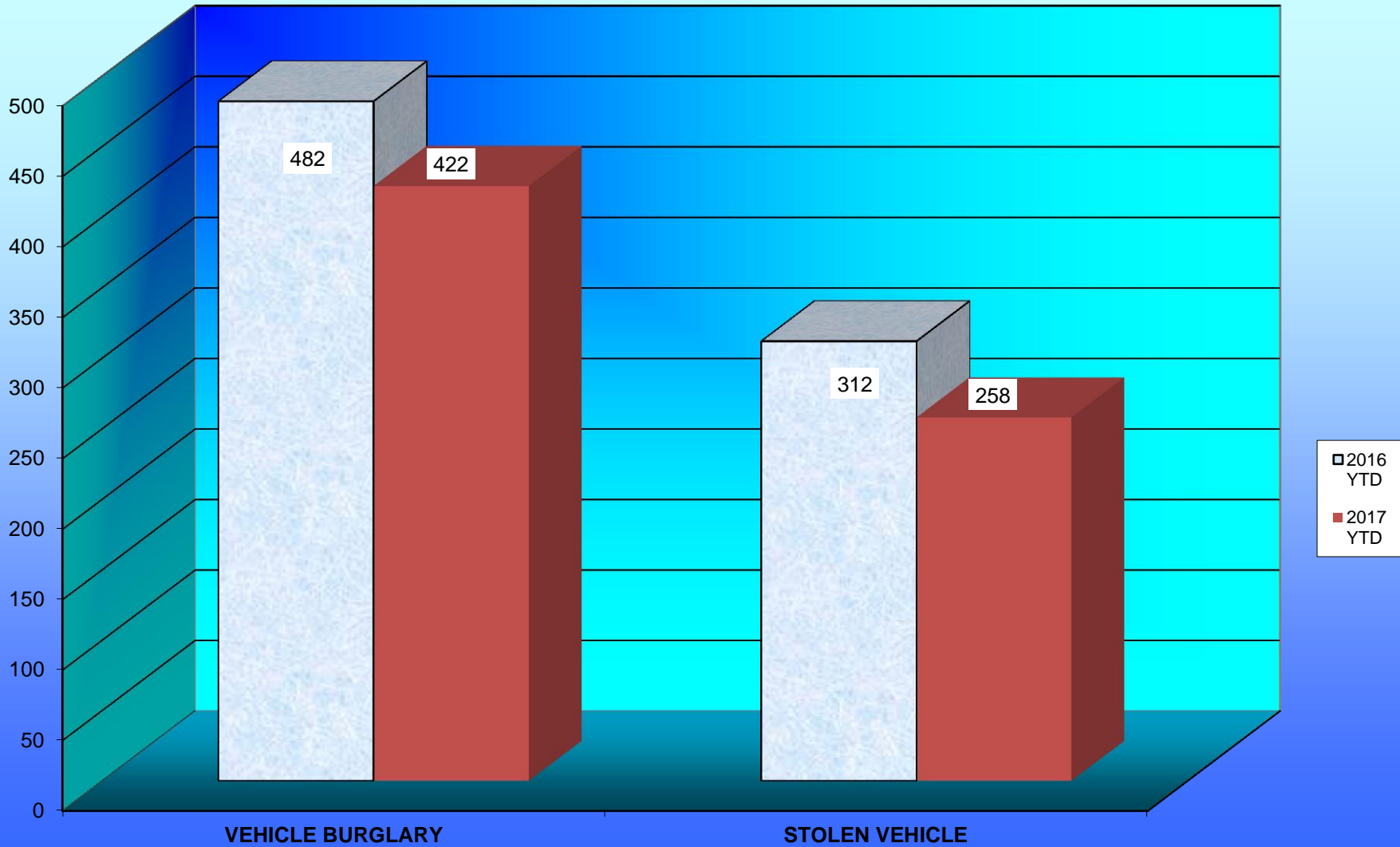
Citations	Current Month	2017 YTD	2016 YTD	% Change YTD/YTD 2016 - 2015
Total Citation Violations	380	3,231	3,336	-3.15%
D.W.I Violations	16	109	123	-11.38%
Moving Violations	114	961	1,246	-22.87%
Non-Moving Violations	126	948	625	51.68%
Child Restraint Violations	0	6	6	0.00%
Seat Belt Violations	0	51	103	-50.49%
All Other Violations	109	1,118	1,237	-9.62%
Parking Violations	185	1,396	698	100.00%

Department Actions	Current Month	2017 YTD	2016 YTD	% Change YTD/YTD 2017 - 2016
Pursuits	0	16	24	-33.33%
Use of Force	1	17	22	-22.73%

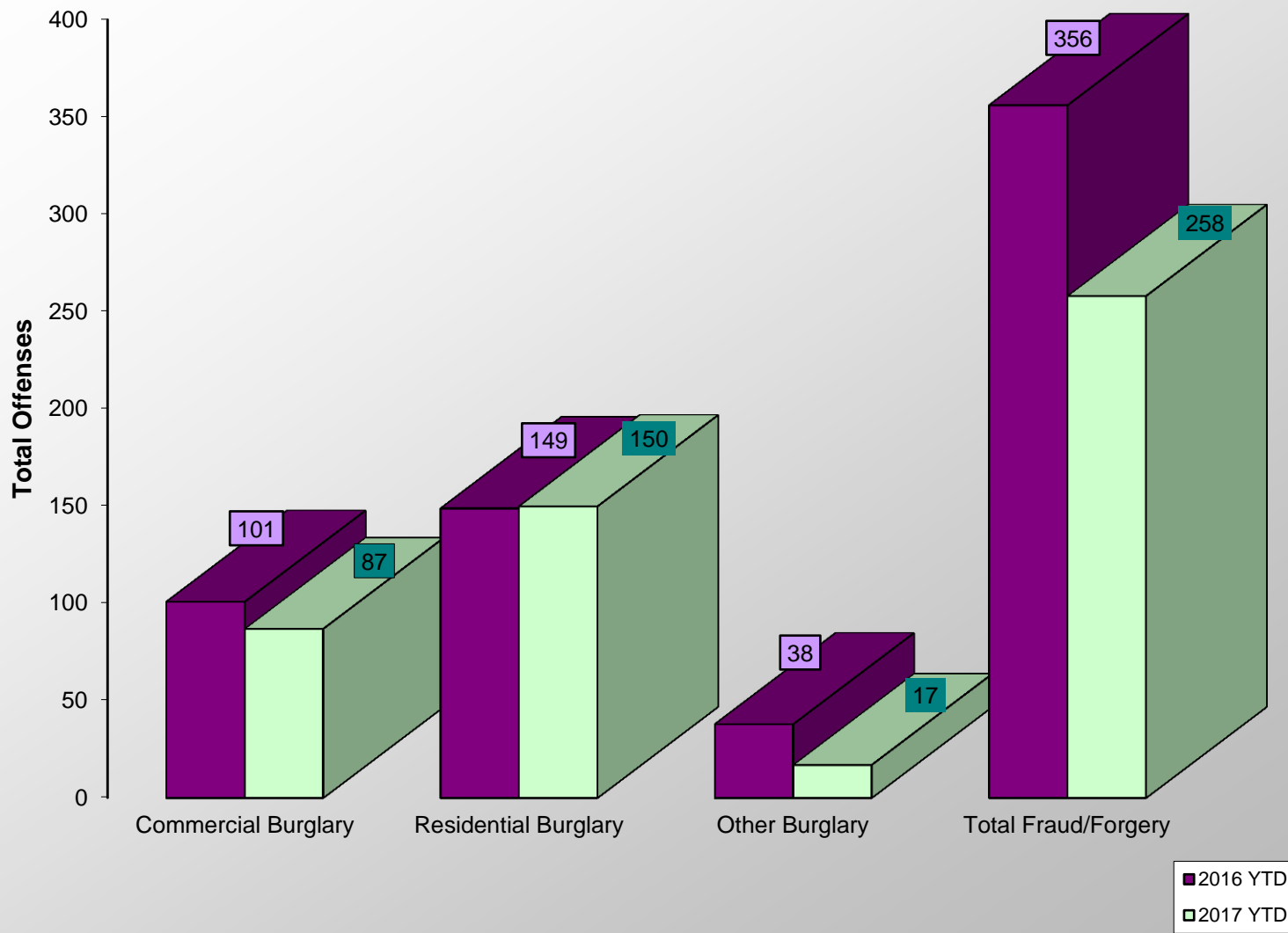
ACCIDENT COMPARISON 2016 - 2017 Year to Date



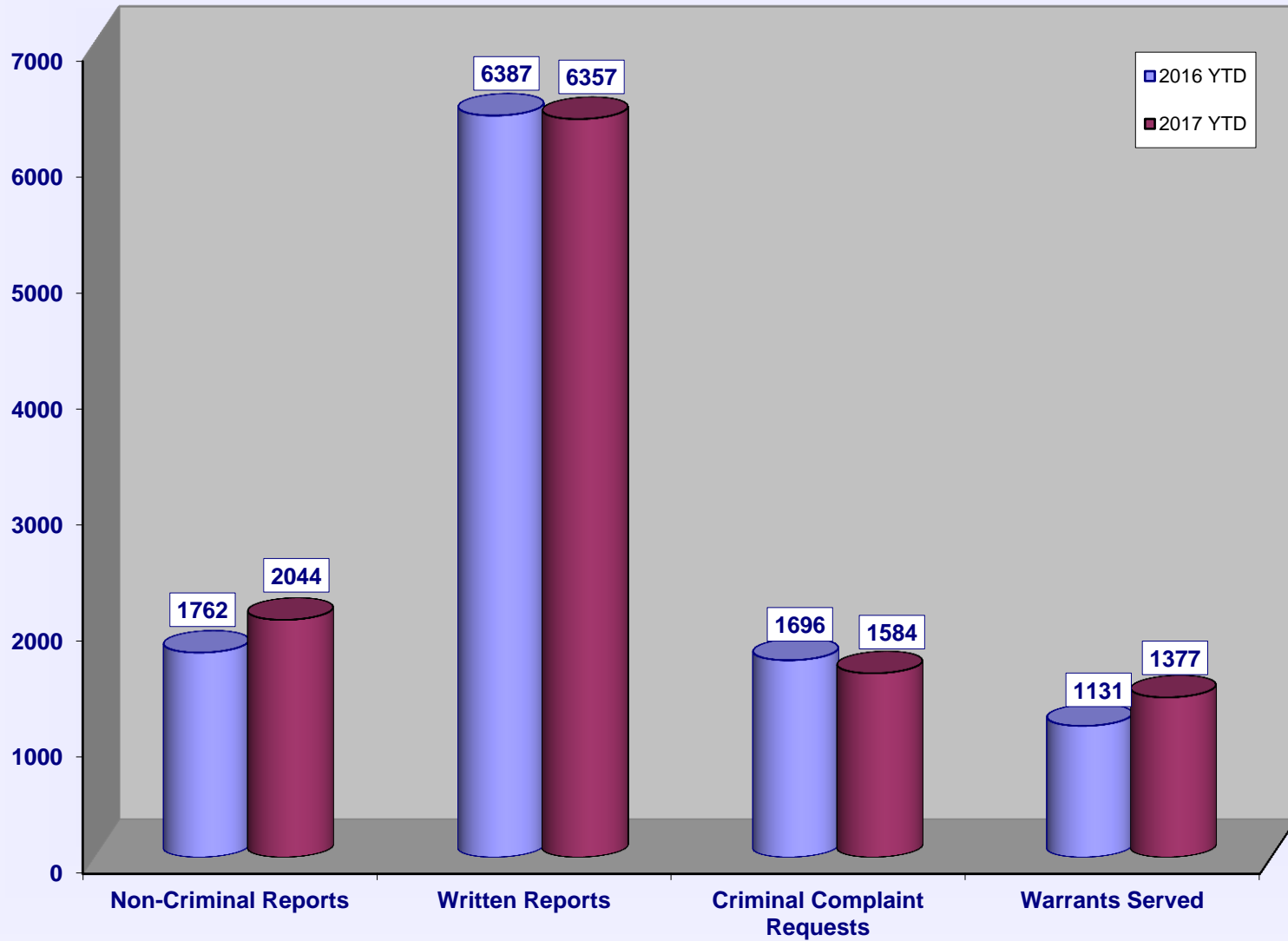
VEHICLE THEFTS



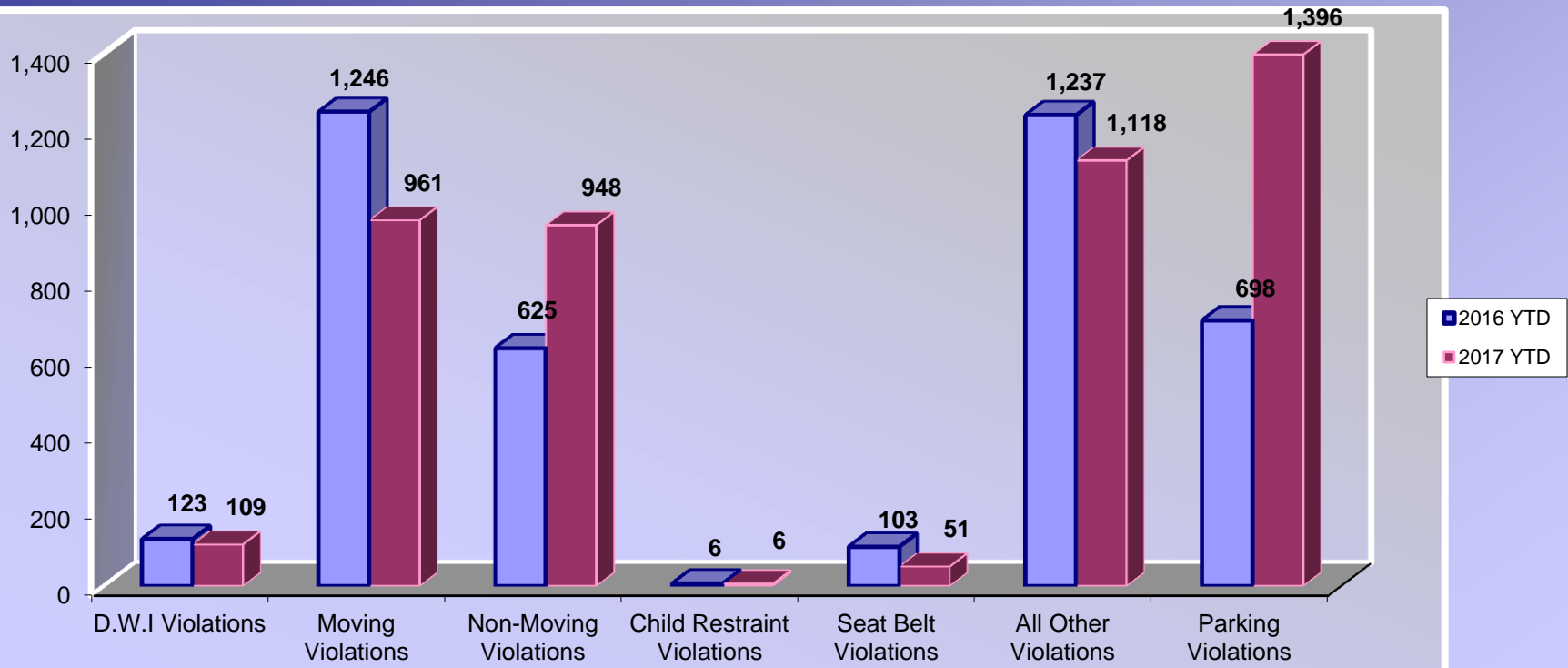
BURGLARIES 2016 - 2017 Year to Date



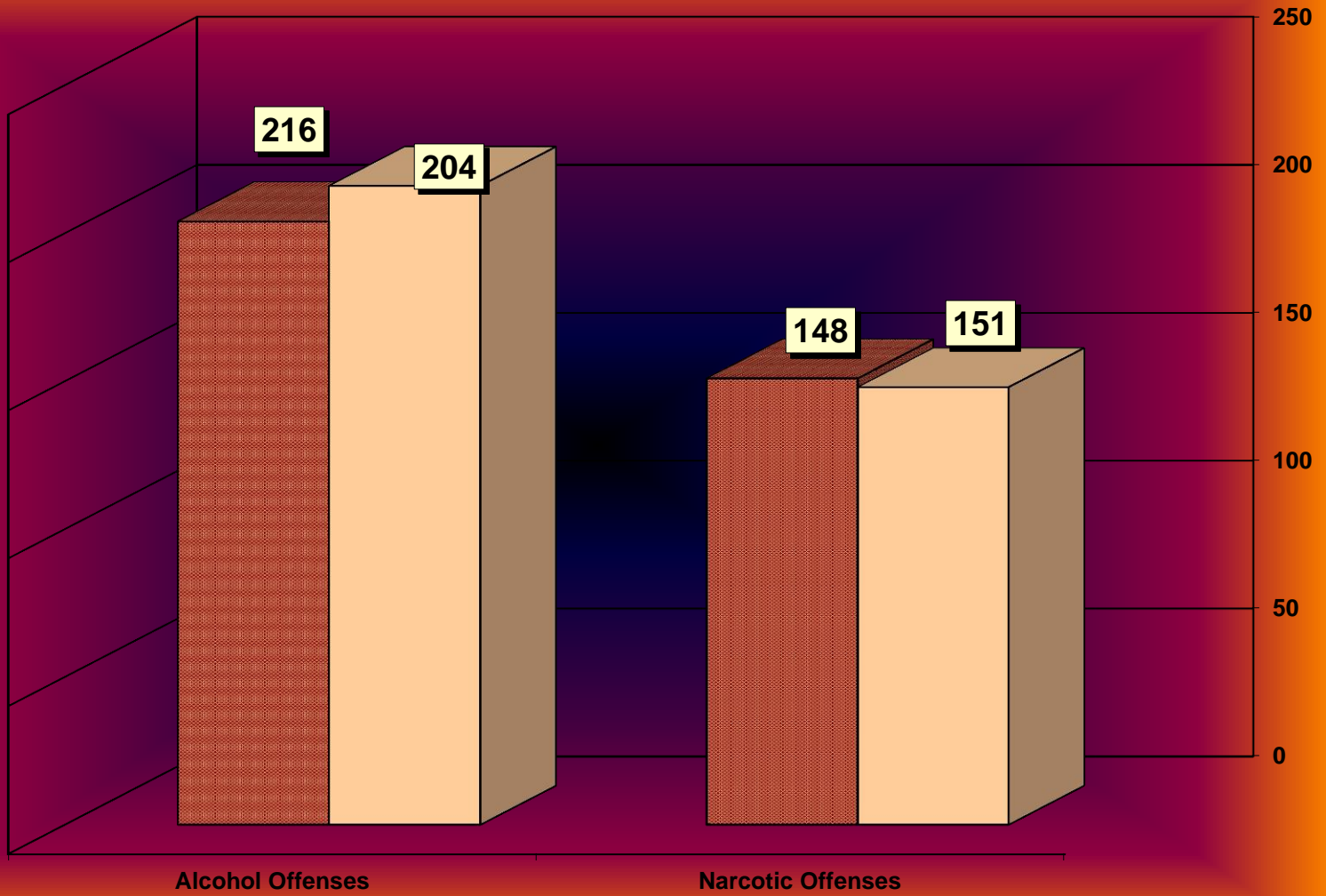
SERVICE & NON-SERVICE REQUESTS 2016 - 2017



TRAFFIC CITATIONS 2016-2017



NARCOTIC / ALCOHOL OFFENSES 2016 - 2017



□ 2016 YTD
■ 2017 YTD

Department Actions

