

MANTECA POLICE DEPARTMENT
MONTHLY CRIME STATISTICS REPORT
FEBRUARY 2018

Part One Crime Offenses	Current Month	This Month Last Year	% Change Month/Month 2018- 2017	2018 Cleared Offenses YTD	2018 Clearance RATE YTD	2018 Offenses YTD	2017 Offenses YTD	% Change YTD/YTD 2018 - 2017	2017 Cleared Offenses YTD	2017 Clearance RATE YTD
Homicide	0	0	N/C	0	N/C	0	2	-100.00%	0	0%
Rape/Unlawful Interc	2	2	0.00%	0	0%	3	2	50.00%	0	0%
Robbery	12	11	9.09%	7	35%	20	19	5.26%	4	21%
Aggravated Assault	7	9	-22.22%	4	27%	15	11	36.36%	9	82%
Commercial Burglary	21	8	162.50%	2	5%	37	17	117.65%	3	18%
Residential Burglary	15	19	-21.05%	7	26%	27	34	-20.59%	3	9%
Other Burglary	7	5	40.00%	2	15%	13	7	85.71%	0	0%
Auto Burglary	48	51	-5.88%	3	3%	106	96	10.42%	1	1%
Grand Theft	8	13	-38.46%	1	4%	26	34	-23.53%	2	6%
Vehicle Theft	26	23	13.04%	9	13%	70	54	29.63%	4	7%
Arson	1	0	N.C	2	50%	4	0	N/C	0	N/C
All Other Felonies	29	29	0.00%	39	57%	68	51	33.33%	35	69%
Total Felonies	176	170	3.53%	76	20%	389	327	18.96%	61	19%
Total Burglaries	91	83	9.64%	14	8%	183	154	18.83%	7	5%
Misdemeanor Offenses	Current Month	This Month Last Year	% Change Month/Month 2018 - 2017	2018 Cleared Offenses YTD	2018 Clearance RATE YTD	2018 Offenses YTD	2017 Offenses YTD	% Change YTD/YTD 2018 - 2017	2017 Cleared Offenses YTD	2017 Clearance RATE YTD
Misdemeanor Thefts	81	51	58.82%	28	16%	171	122	40.16%	14	11%
All Other Misdemeanors	179	110	62.73%	227	64%	353	242	45.87%	194	80%
Total Misdemeanors	260	161	61.49%	255	49%	524	364	43.96%	208	57%
Miscellaneous Offenses	Current Month	This Month Last Year	% Change Month/Month 2018 - 2017	2018 Cleared Offenses YTD	2018 Clearance RATE YTD	2018 Offenses YTD	2017 Offenses YTD	% Change YTD/YTD 2018 - 2017	2017 Cleared Offenses YTD	2017 Clearance RATE YTD
Total Narcotic Offenses	10	11	-9.09%	26	93%	28	22	27.27%	21	95%
Total Alcohol Offenses	15	12	25.00%	29	100%	29	32	-9.38%	33	103%
Total Domestic Violence	25	23	8.70%	49	80%	61	40	52.50%	50	125%
Total Fraud/Forgery	22	14	57.14%	4	8%	49	44	11.36%	6	14%
Total Vehicle Abatements	0	0	N/C	0	N/C	0	0	N/C	0	N/C
	72	60	20.00%	108	65%	167	138	21.01%	110	80%
*N.C. - not calculable	*N/C - no change									
Chief _____										
						0				

MANTECA POLICE DEPARTMENT
MONTHLY CRIME STATISTICS REPORT
FEBRUARY 2018

Non-Criminal Reports & Services	Current Month	2018 YTD	2017 YTD	% Change YTD/YTD 2018 - 2017
Non-Criminal Reports	176	375	342	9.65%
Service Requests	3219	6632	5670	16.97%
Written Reports	612	1296	1061	22.15%
Criminal Complaint Requests	107	323	218	48.17%
Warrants Served	139	288	227	26.87%

Property Value	Current Month	2018 YTD	2017 YTD	% Change YTD/YTD 2018 - 2017
Property Stolen	\$460,591.00	\$968,427.00	\$941,374.00	2.87%
Property Recovered	\$244,102.00	\$506,824.00	\$347,352.00	45.91%
% Property Value Recovered	53.00%	52.33%	36.90%	41.83%

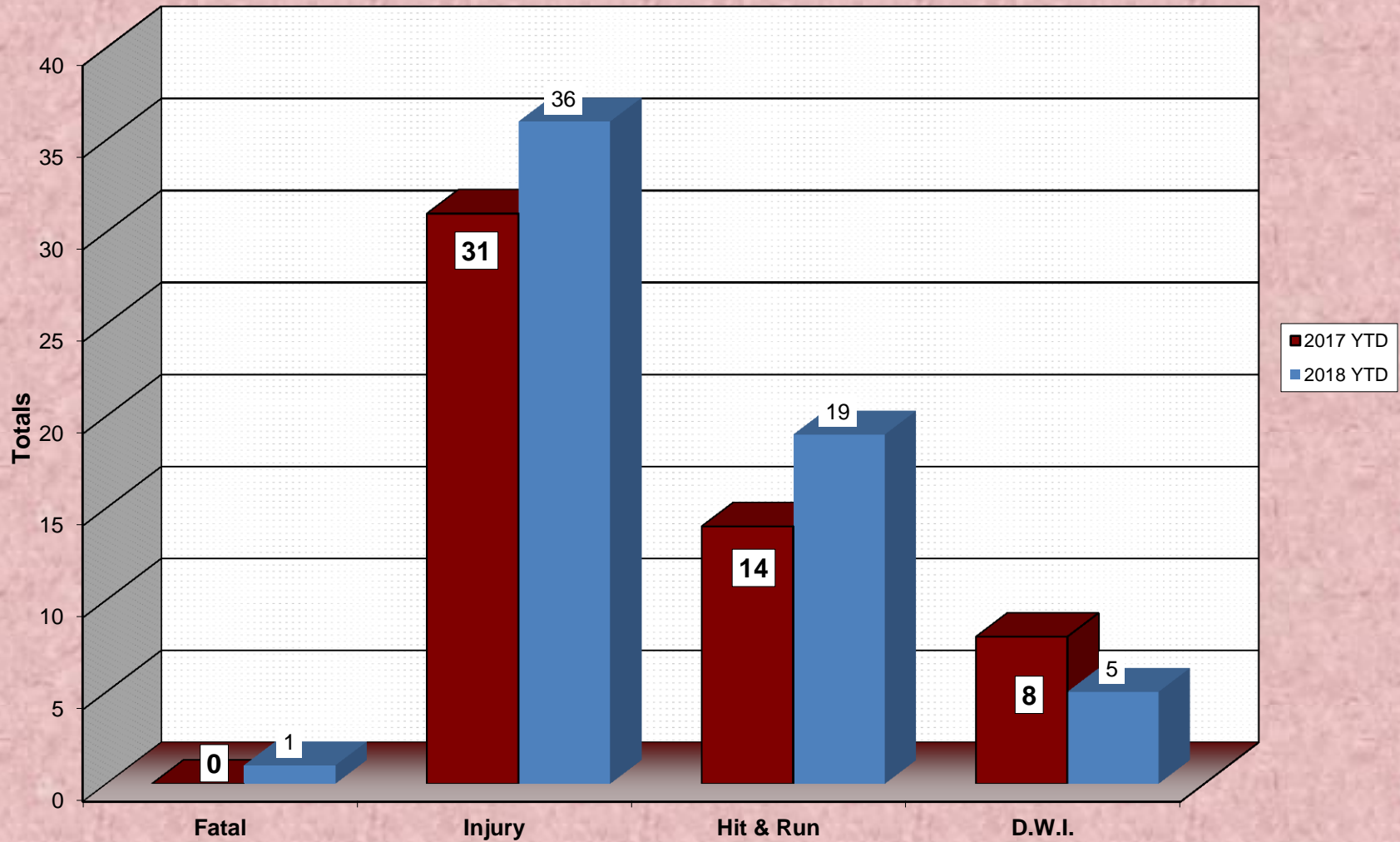
Accidents	Current Month	2018 YTD	2017 YTD	% Change YTD/YTD 2018 - 2017
Total Accidents	61	135	154	-12.34%
Property Damage Only	40	98	123	-20.33%
Fatal	0	1	0	N.C.
Injury	21	36	31	16.13%
Hit & Run	10	19	14	35.71%
D.W.I.	2	5	8	-37.50%

Arrests	Current Month	2018 YTD	2017 YTD	% Change YTD/YTD 2018 - 2017
Adult Arrests	154	323	270	19.63%
Juvenile Arrests	12	17	12	41.67%
Total Arrests	166	340	282	20.57%

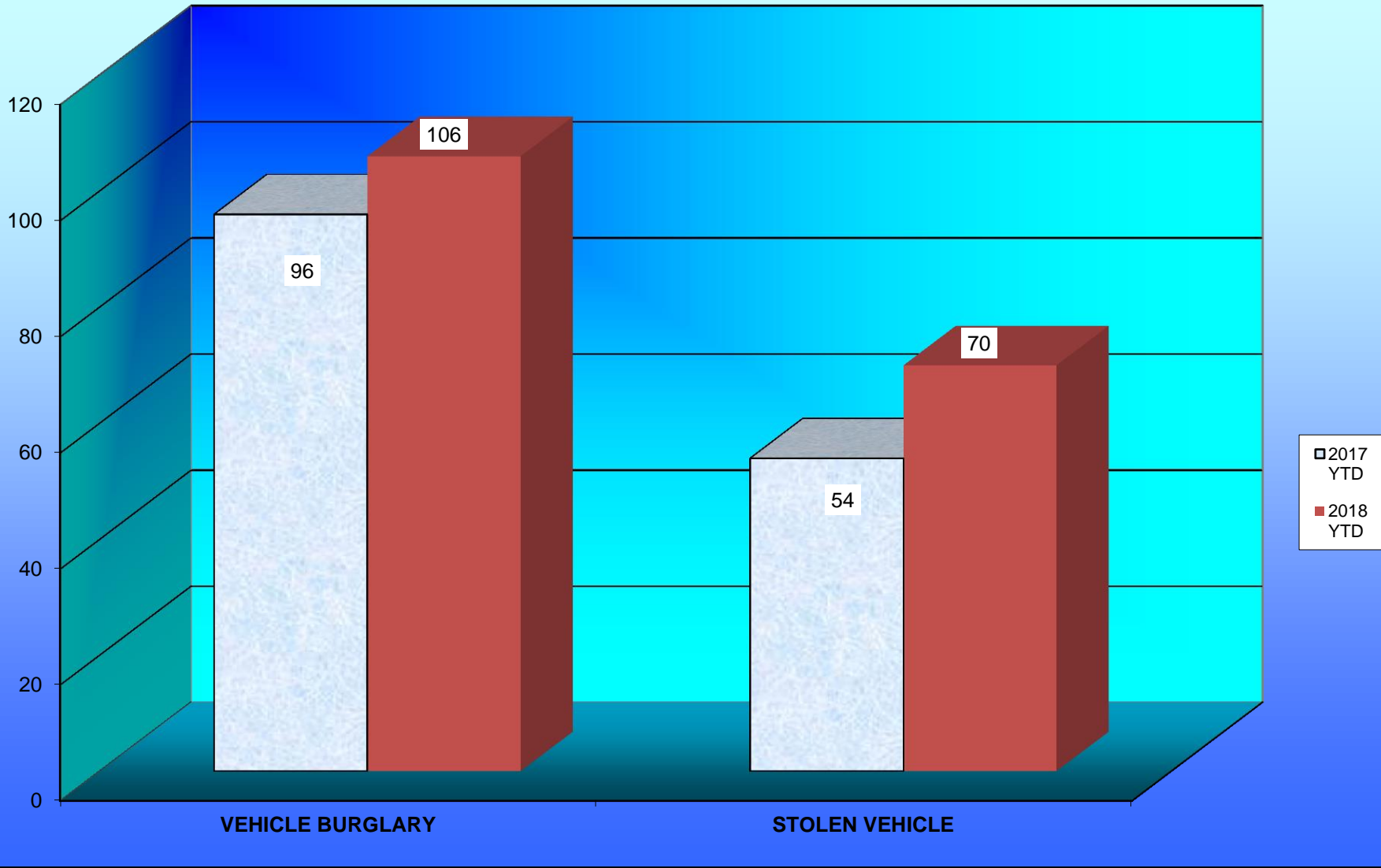
Citations	Current Month	2018 YTD	2017 YTD	% Change YTD/YTD 2018 - 2017
Total Citation Violations	278	659	353	86.69%
D.W.I Violations	8	17	20	-15.00%
Moving Violations	66	168	90	86.67%
Non-Moving Violations	111	273	96	184.38%
Child Restraint Violations	0	0	0	N/C/
Seat Belt Violations	7	8	0	N.C.
All Other Violations	85	188	129	45.74%
Parking Violations	106	186	83	124.10%

Department Actions	Current Month	2018 YTD	2017 YTD	% Change YTD/YTD 2018 - 2017
Pursuits	5	8	4	100.00%
Use of Force	2	5	1	400.00%

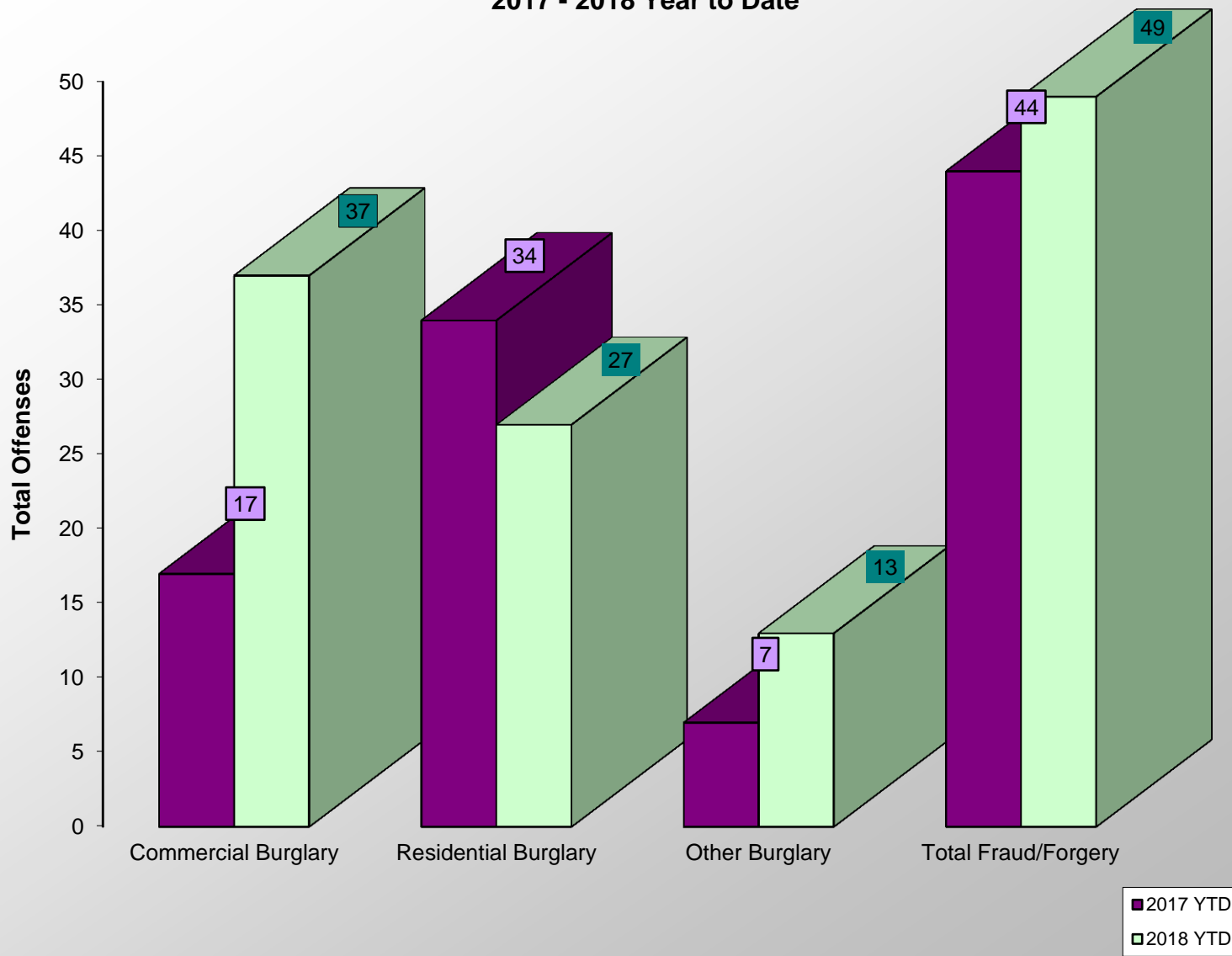
ACCIDENT COMPARISON 2017 - 2018 Year to Date



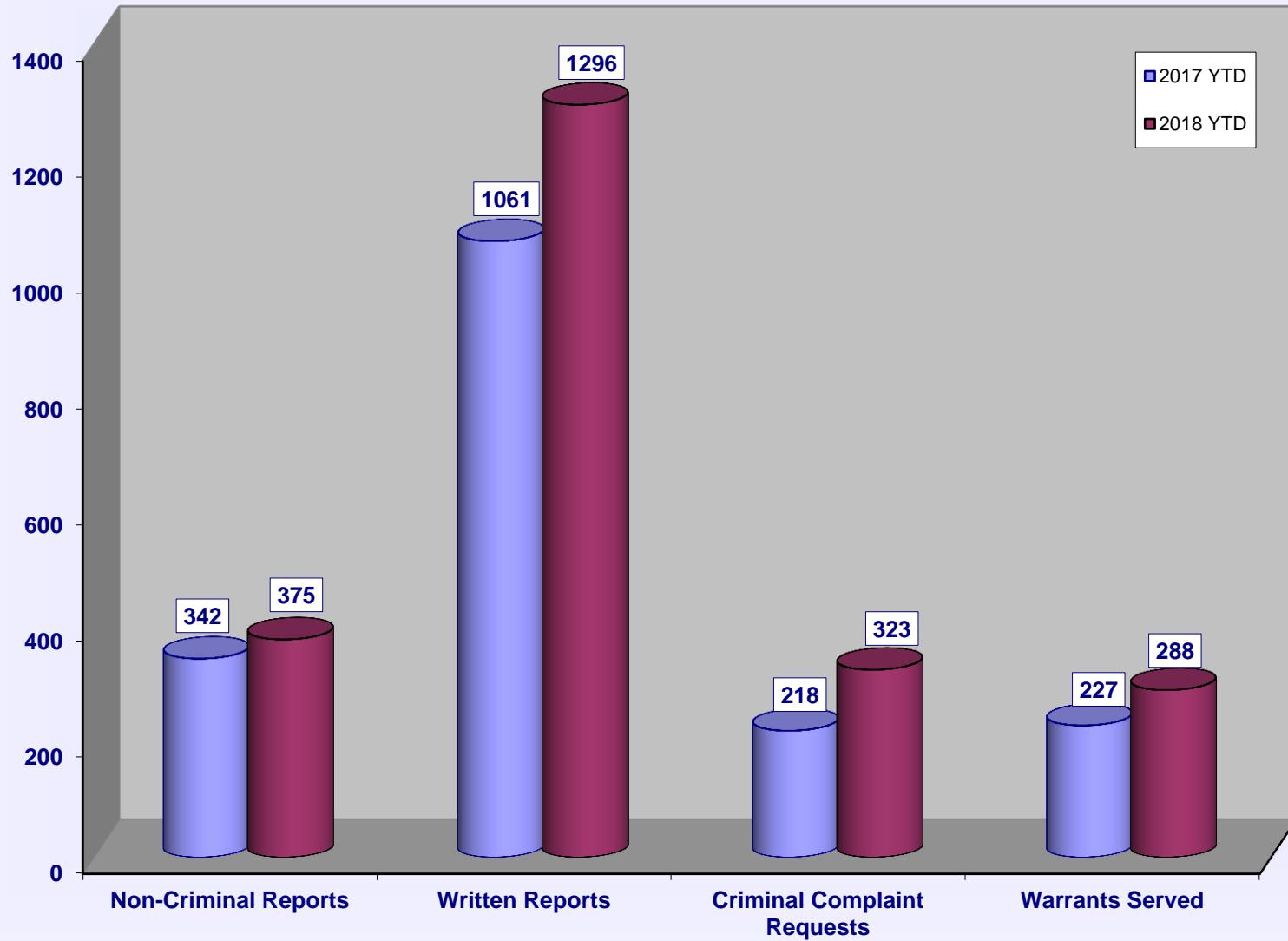
VEHICLE THEFTS



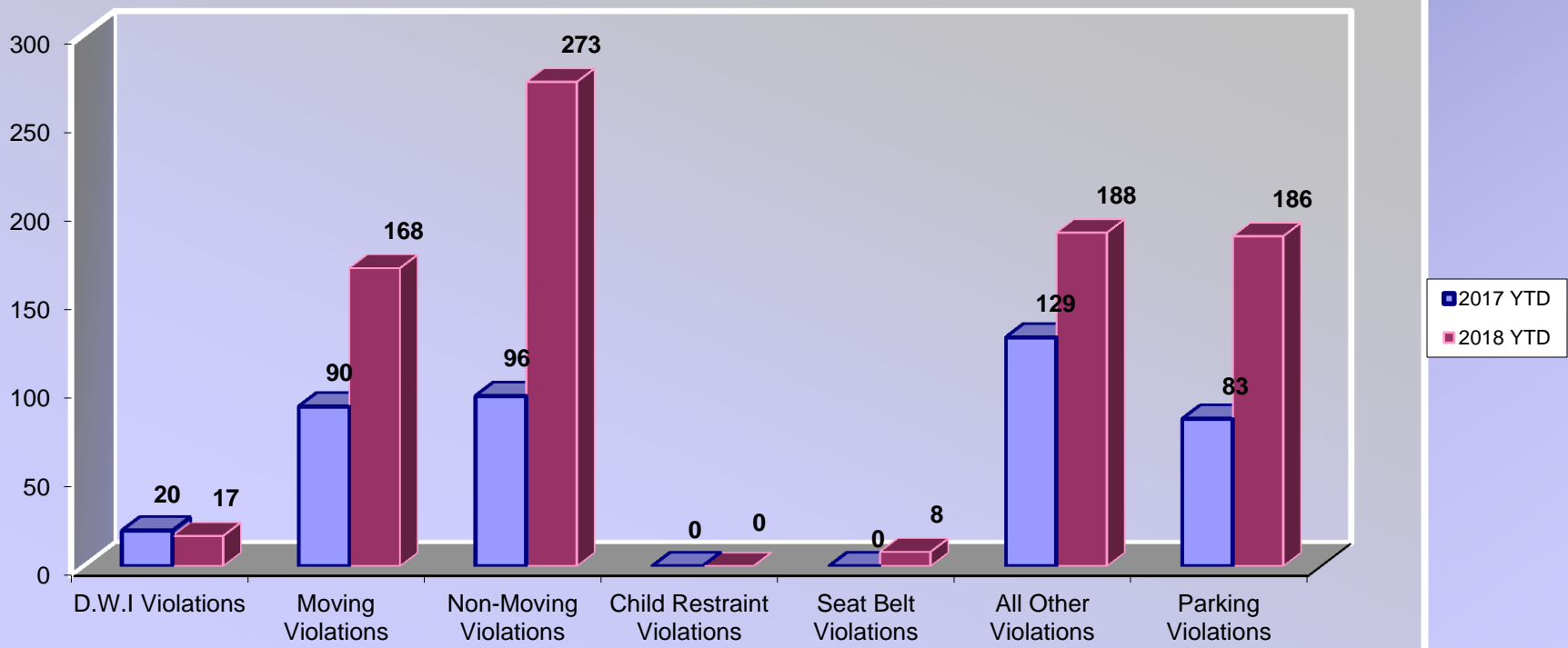
BURGLARIES 2017 - 2018 Year to Date



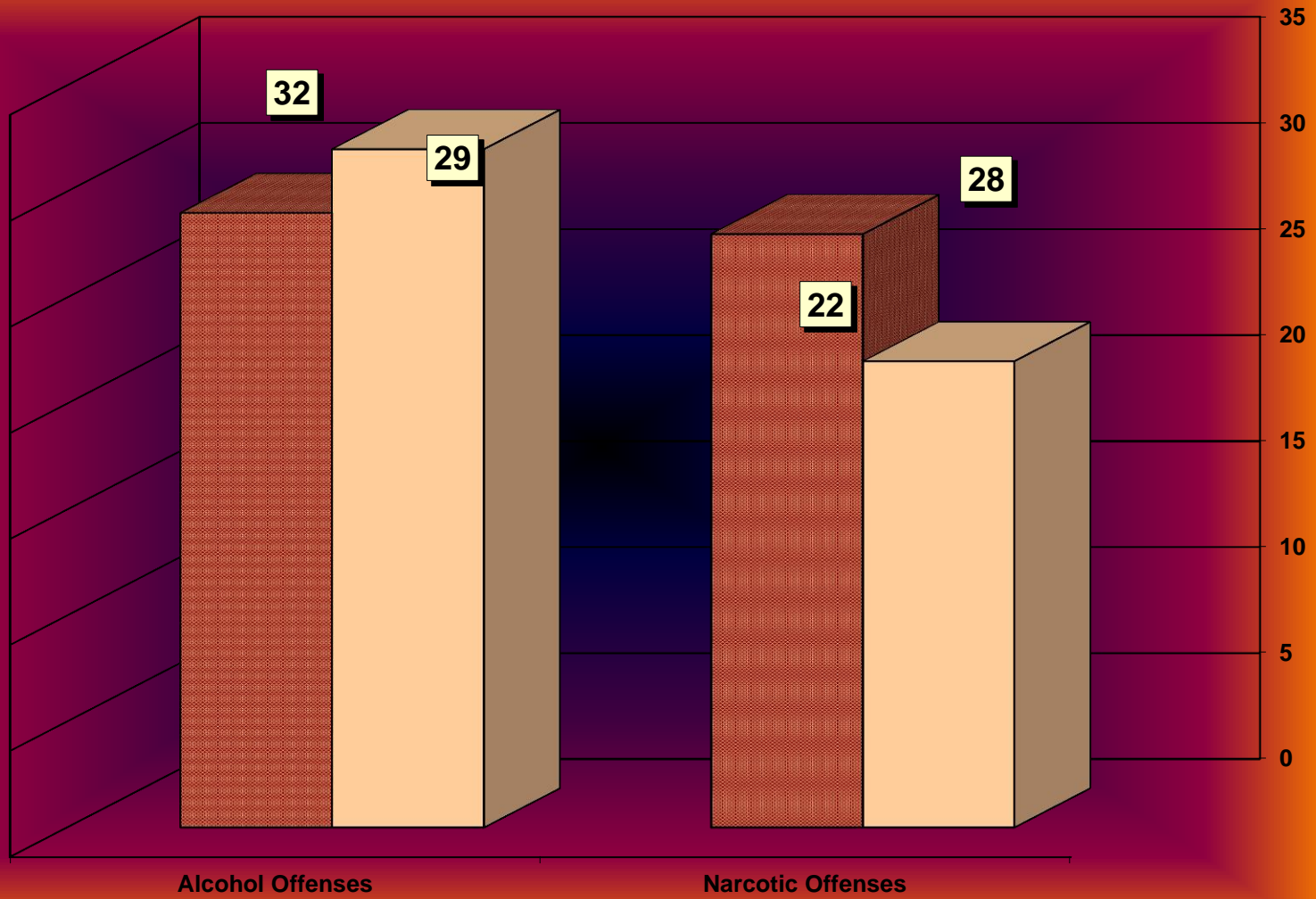
SERVICE & NON-SERVICE REQUESTS 2017 - 2018



TRAFFIC CITATIONS 2017-2018



NARCOTIC / ALCOHOL OFFENSES 2017 - 2018



□ 2017 YTD
■ 2018 YTD

Department Actions

