

MANTECA POLICE DEPARTMENT
MONTHLY CRIME STATISTICS REPORT
MARCH 2018

Part One Crime Offenses	Current Month	This Month Last Year	% Change Month/Month 2018- 2017	2018 Cleared Offenses YTD	2018 Clearance RATE YTD	2018 Offenses YTD	2017 Offenses YTD	% Change YTD/YTD 2018 - 2017	2017 Cleared Offenses YTD	2017 Clearance RATE YTD
Homicide	0	0	N/C	0	N/C	0	2	-100.00%	0	0%
Rape/Unlawful Interc	1	0	N.C.	1	25%	4	2	100.00%	0	0%
Robbery	11	6	83.33%	11	35%	31	25	24.00%	7	28%
Aggravated Assault	13	11	18.18%	10	36%	28	22	27.27%	15	68%
Commercial Burglary	12	4	200.00%	3	6%	49	21	133.33%	3	14%
Residential Burglary	17	13	30.77%	8	18%	44	47	-6.38%	3	6%
Other Burglary	5	4	25.00%	2	11%	18	11	63.64%	1	9%
Auto Burglary	33	44	-25.00%	3	2%	139	140	-0.71%	2	1%
Grand Theft	15	13	15.38%	1	2%	41	47	-12.77%	4	9%
Vehicle Theft	20	23	-13.04%	12	13%	90	77	16.88%	7	9%
Arson	1	5	-80.00%	2	40%	5	5	0.00%	0	0%
All Other Felonies	46	33	39.39%	65	57%	114	84	35.71%	60	71%
Total Felonies	174	156	11.54%	118	21%	563	483	16.56%	102	21%
Total Burglaries	67	65	3.08%	16	6%	250	219	14.16%	9	4%
Misdemeanor Offenses	Current Month	This Month Last Year	% Change Month/Month 2018 - 2017	2018 Cleared Offenses YTD	2018 Clearance RATE YTD	2018 Offenses YTD	2017 Offenses YTD	% Change YTD/YTD 2018 - 2017	2017 Cleared Offenses YTD	2017 Clearance RATE YTD
Misdemeanor Thefts	65	62	4.84%	36	15%	236	184	28.26%	34	18%
All Other Misdemeanors	238	185	28.65%	368	62%	591	427	38.41%	300	70%
Total Misdemeanors	303	247	22.67%	404	49%	827	611	35.35%	334	55%
Miscellaneous Offenses	Current Month	This Month Last Year	% Change Month/Month 2018 - 2017	2018 Cleared Offenses YTD	2018 Clearance RATE YTD	2018 Offenses YTD	2017 Offenses YTD	% Change YTD/YTD 2018 - 2017	2017 Cleared Offenses YTD	2017 Clearance RATE YTD
Total Narcotic Offenses	25	12	108.33%	50	94%	53	34	55.88%	34	100%
Total Alcohol Offenses	29	19	52.63%	58	100%	58	51	13.73%	52	102%
Total Domestic Violence	38	23	65.22%	68	69%	99	63	57.14%	61	97%
Total Fraud/Forgery	43	31	38.71%	6	7%	92	75	22.67%	8	11%
Total Vehicle Abatements	0	0	N/C	0	N/C	0	0	N/C	0	N/C
	135	85	58.82%	182	60%	302	223	35.43%	155	70%
*N.C. - not calculable	*N/C - no change									
Chief _____										
						0				

MANTECA POLICE DEPARTMENT
MONTHLY CRIME STATISTICS REPORT
MARCH 2018

Non-Criminal Reports & Services	Current Month	2018 YTD	2017 YTD	% Change YTD/YTD 2018 - 2017
Non-Criminal Reports	211	586	536	9.33%
Service Requests	3405	10037	9123	10.02%
Written Reports	695	1991	1670	19.22%
Criminal Complaint Requests	204	527	364	44.78%
Warrants Served	161	449	365	23.01%

Property Value	Current Month	2018 YTD	2017 YTD	% Change YTD/YTD 2018 - 2017
Property Stolen	\$450,356.00	\$1,418,783.00	\$1,409,110.00	0.69%
Property Recovered	\$181,013.00	\$687,837.00	\$511,881.00	34.37%
% Property Value Recovered	40.19%	48.48%	36.33%	33.46%

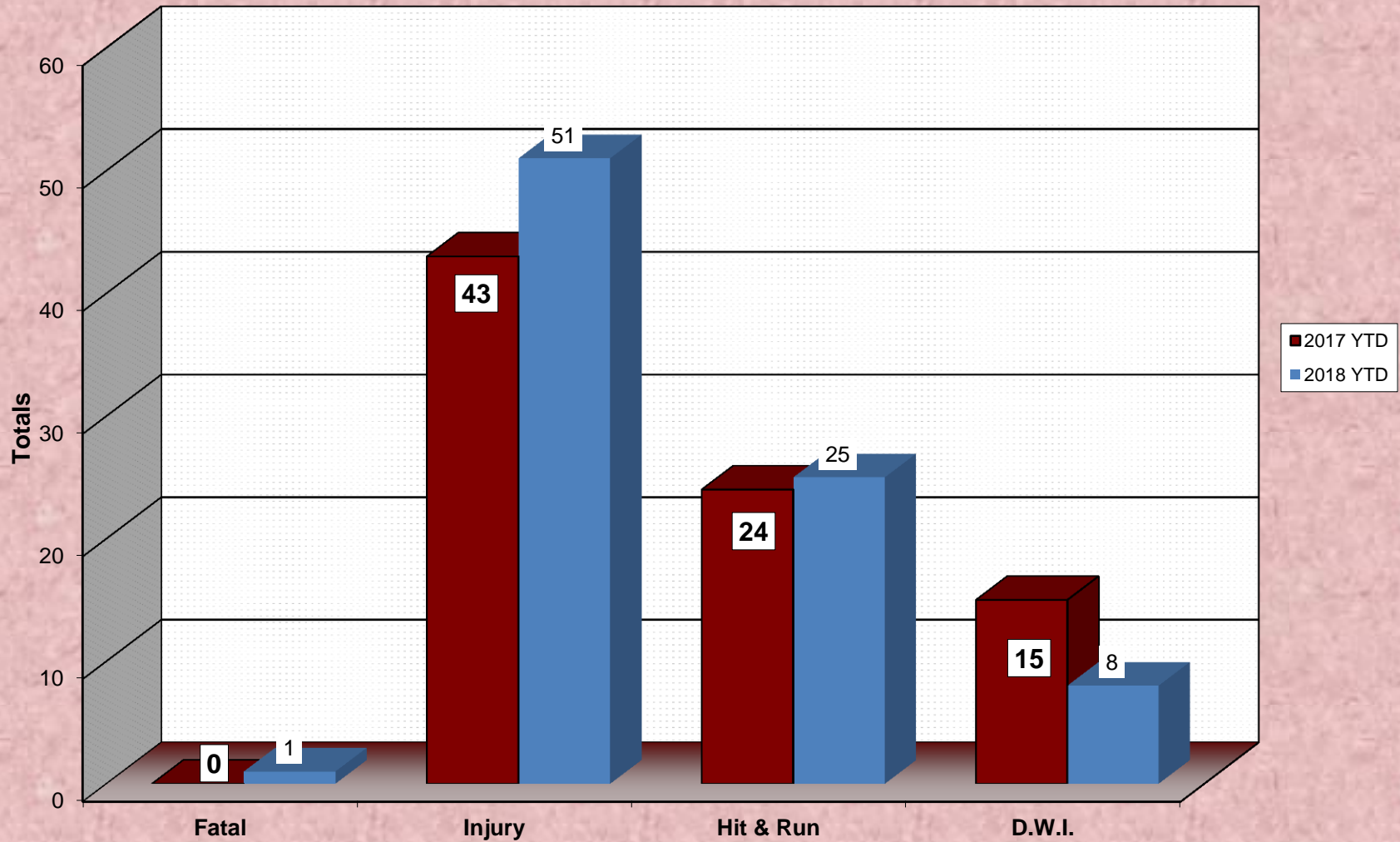
Accidents	Current Month	2018 YTD	2017 YTD	% Change YTD/YTD 2018 - 2017
Total Accidents	72	207	242	-14.46%
Property Damage Only	57	155	198	-21.72%
Fatal	0	1	0	N.C.
Injury	15	51	43	18.60%
Hit & Run	6	25	24	4.17%
D.W.I.	3	8	15	-46.67%

Arrests	Current Month	2018 YTD	2017 YTD	% Change YTD/YTD 2018 - 2017
Adult Arrests	185	508	445	14.16%
Juvenile Arrests	8	25	16	56.25%
Total Arrests	193	533	461	15.62%

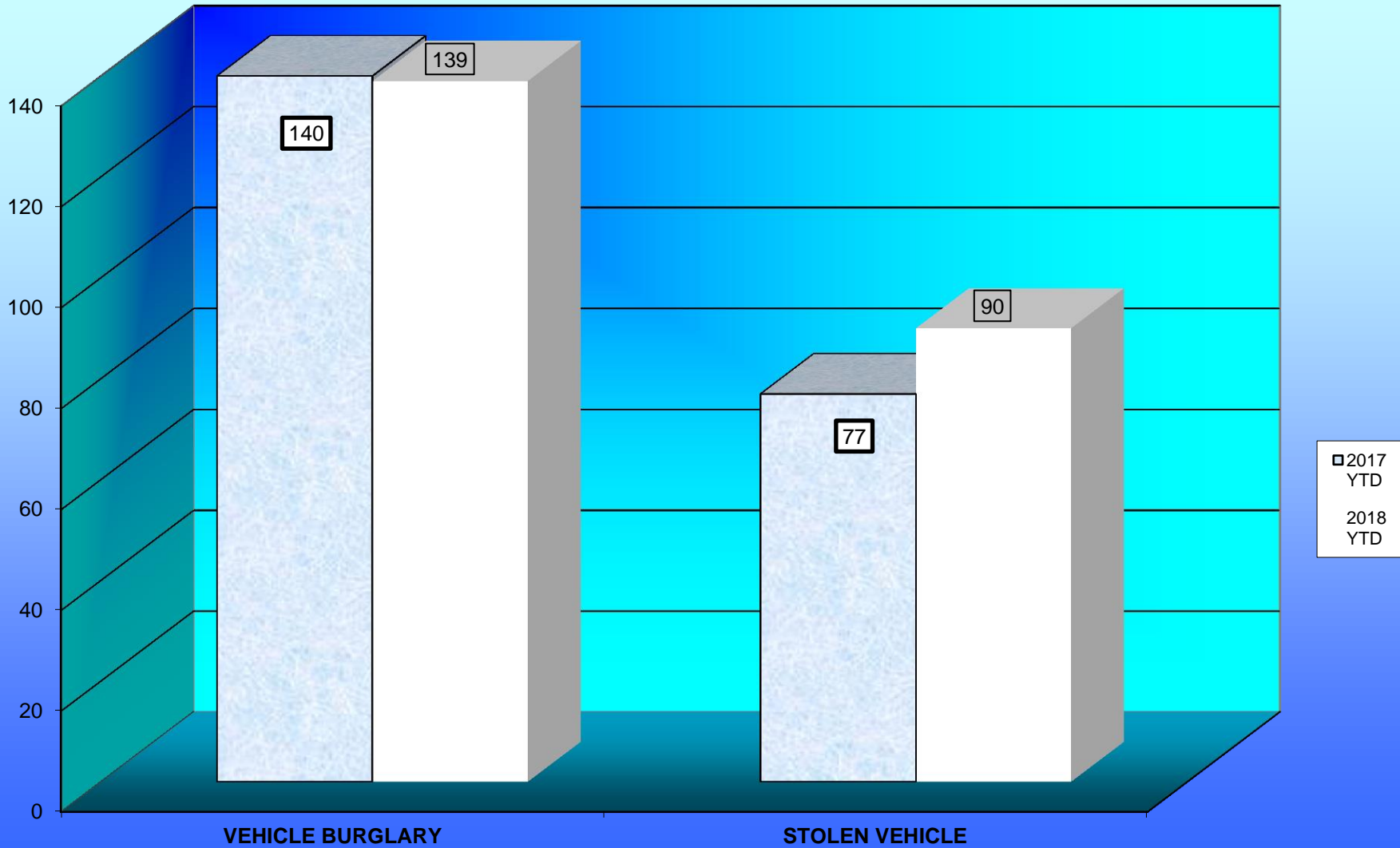
Citations	Current Month	2018 YTD	2017 YTD	% Change YTD/YTD 2018 - 2017
Total Citation Violations	366	1,025	728	40.80%
D.W.I Violations	15	32	31	3.23%
Moving Violations	65	233	228	2.19%
Non-Moving Violations	143	416	199	109.05%
Child Restraint Violations	0	0	0	N/C
Seat Belt Violations	10	18	8	125.00%
All Other Violations	130	318	241	31.95%
Parking Violations	131	317	136	133.09%

Department Actions	Current Month	2018 YTD	2017 YTD	% Change YTD/YTD 2018 - 2017
Pursuits	5	13	4	225.00%
Use of Force	1	6	5	20.00%

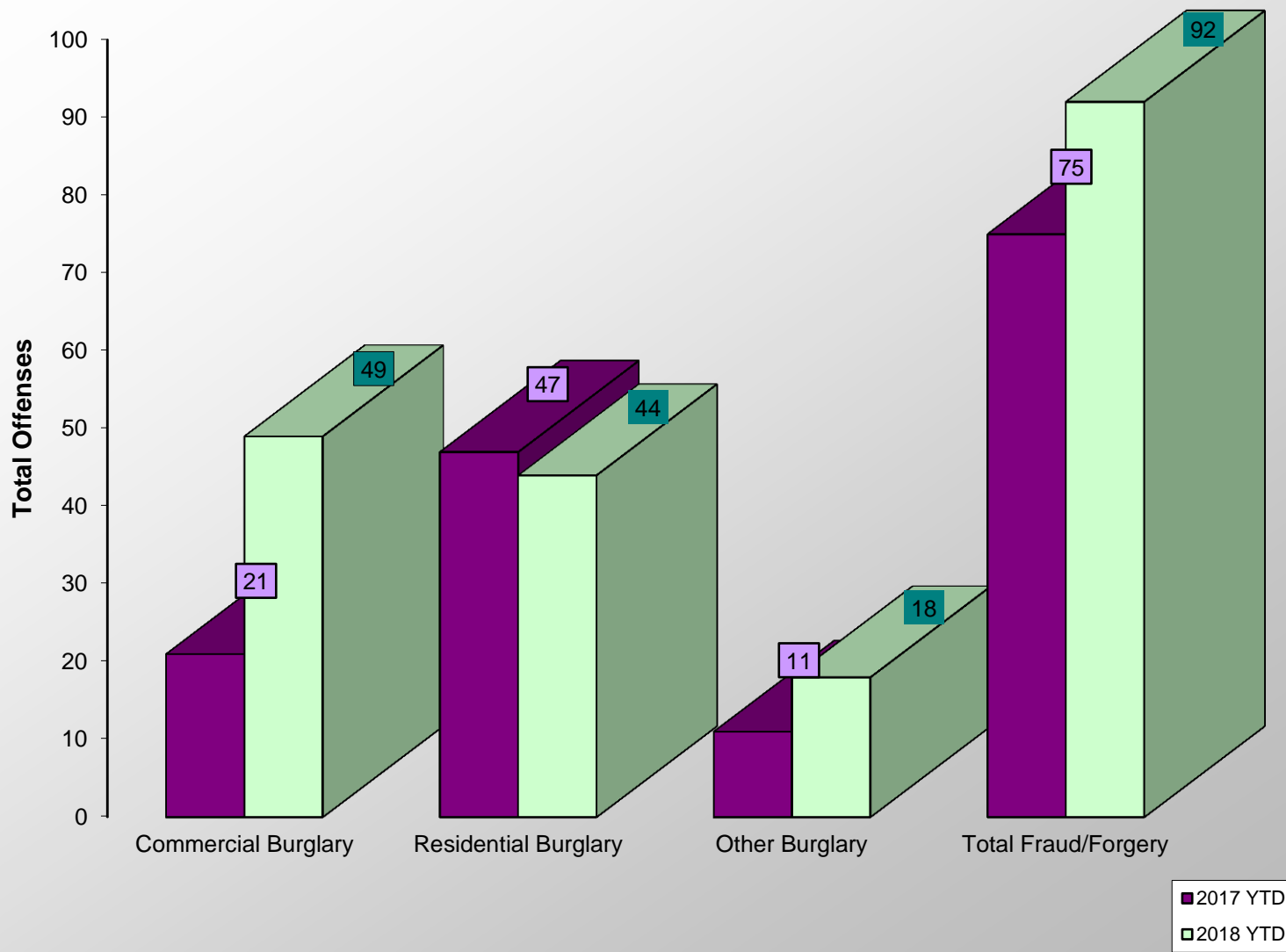
ACCIDENT COMPARISON 2017 - 2018 Year to Date



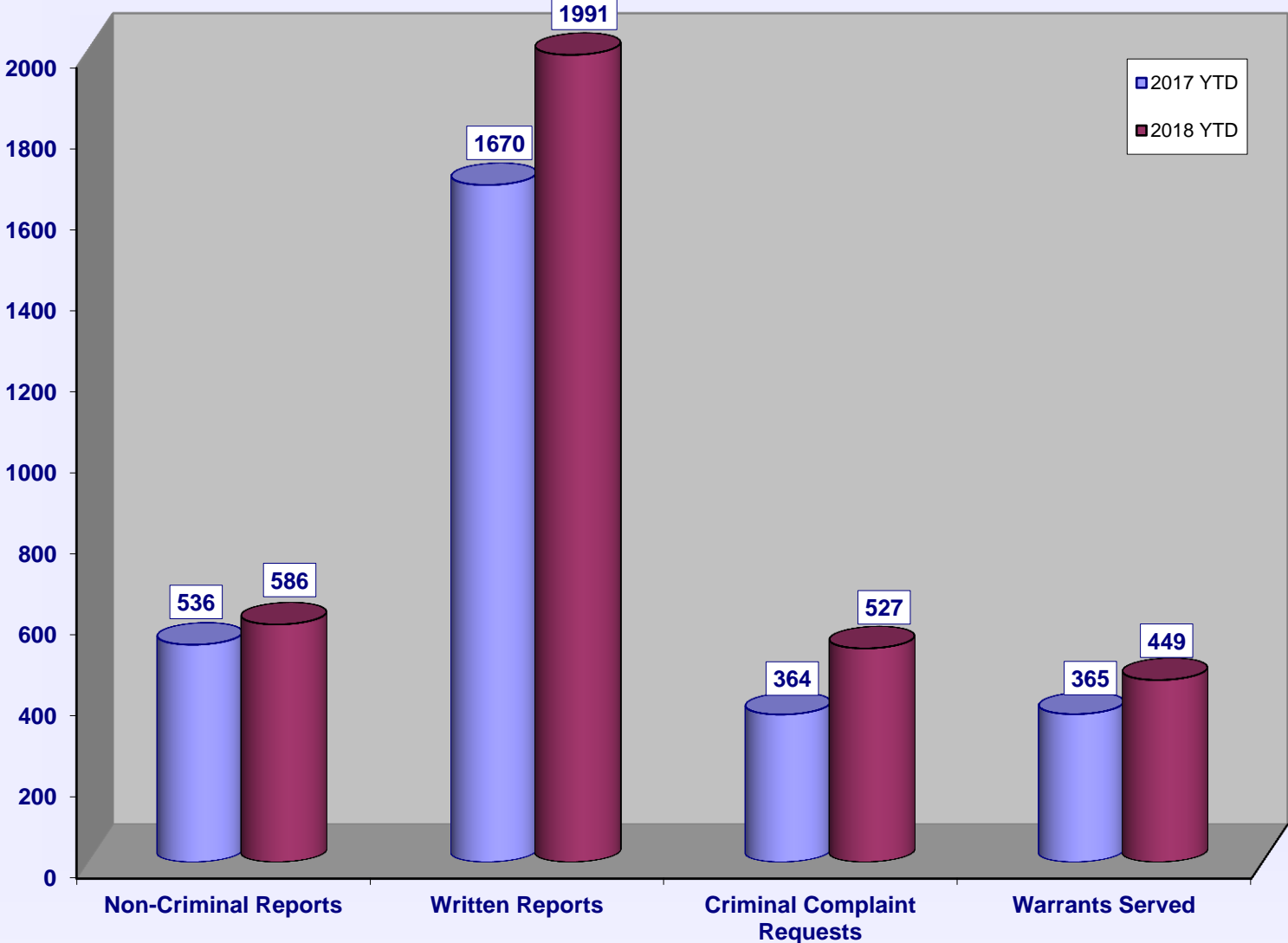
VEHICLE THEFTS



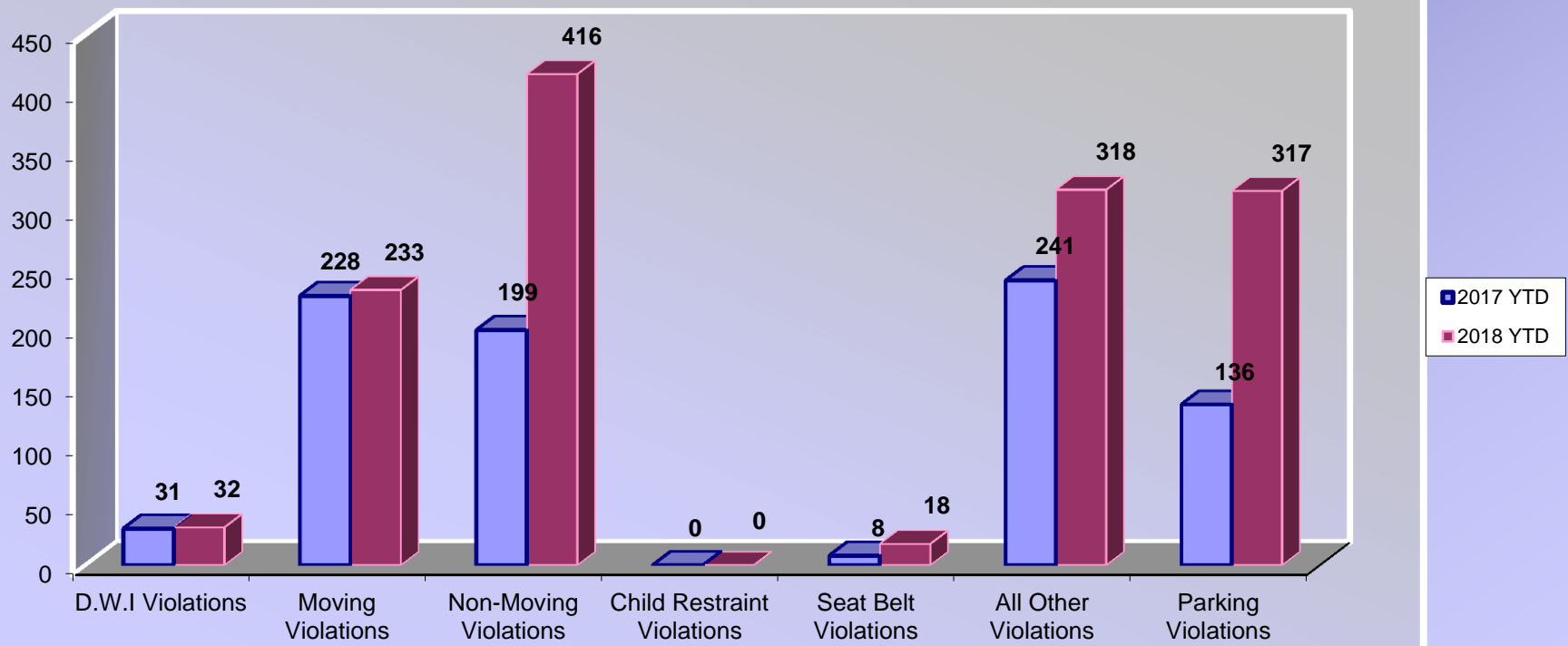
BURGLARIES 2017 - 2018 Year to Date



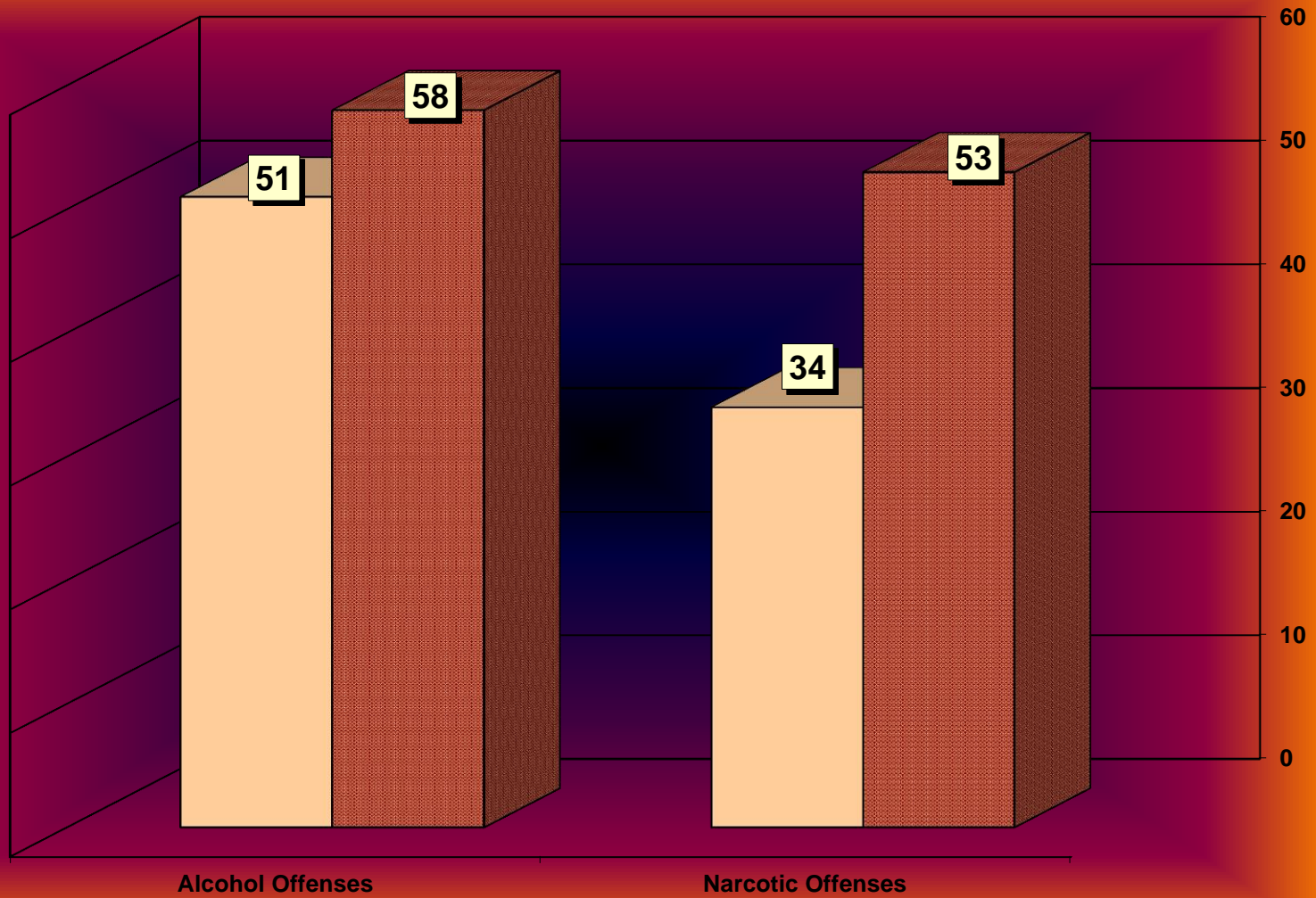
SERVICE & NON-SERVICE REQUESTS 2017 - 2018



TRAFFIC CITATIONS 2017-2018



NARCOTIC / ALCOHOL OFFENSES 2017 - 2018



■ 2018 YTD
□ 2017 YTD

Department Actions

