

MANTECA POLICE DEPARTMENT
MONTHLY CRIME STATISTICS REPORT
APRIL 2018

Part One Crime Offenses	Current Month	This Month Last Year	% Change Month/Month 2018- 2017	2018 Cleared Offenses YTD	2018 Clearance RATE YTD	2018 Offenses YTD	2017 Offenses YTD	% Change YTD/YTD 2018 - 2017	2017 Cleared Offenses YTD	2017 Clearance RATE YTD
Homicide	0	0	N/C	0	N/C	0	2	-100.00%	0	0%
Rape/Unlawful Interc	0	2	-100.00%	1	25%	4	4	0.00%	0	0%
Robbery	13	8	62.50%	14	32%	44	33	33.33%	8	24%
Aggravated Assault	12	8	50.00%	16	40%	40	30	33.33%	19	63%
Commercial Burglary	10	15	-33.33%	3	5%	59	36	63.89%	3	8%
Residential Burglary	7	14	-50.00%	9	18%	51	61	-16.39%	4	7%
Other Burglary	4	0	N.C.	2	9%	22	11	100.00%	1	9%
Auto Burglary	24	40	-40.00%	4	2%	163	180	-9.44%	2	1%
Grand Theft	16	13	23.08%	1	2%	57	60	-5.00%	6	10%
Vehicle Theft	32	28	14.29%	19	16%	122	105	16.19%	9	9%
Arson	3	0	N.C.	2	25%	8	5	60.00%	0	0%
All Other Felonies	40	30	33.33%	88	57%	154	114	35.09%	78	68%
Total Felonies	161	158	1.90%	159	22%	724	641	12.95%	130	20%
Total Burglaries	45	69	-34.78%	18	6%	295	288	2.43%	10	3%
Misdemeanor Offenses	Current Month	This Month Last Year	% Change Month/Month 2018 - 2017	2018 Cleared Offenses YTD	2018 Clearance RATE YTD	2018 Offenses YTD	2017 Offenses YTD	% Change YTD/YTD 2018 - 2017	2017 Cleared Offenses YTD	2017 Clearance RATE YTD
Misdemeanor Thefts	53	66	-19.70%	45	16%	289	250	15.60%	49	20%
All Other Misdemeanors	186	175	6.29%	484	62%	777	602	29.07%	424	70%
Total Misdemeanors	239	241	-0.83%	529	50%	1066	852	25.12%	473	56%
Miscellaneous Offenses	Current Month	This Month Last Year	% Change Month/Month 2018 - 2017	2018 Cleared Offenses YTD	2018 Clearance RATE YTD	2018 Offenses YTD	2017 Offenses YTD	% Change YTD/YTD 2018 - 2017	2017 Cleared Offenses YTD	2017 Clearance RATE YTD
Total Narcotic Offenses	20	3	566.67%	67	92%	73	37	97.30%	37	100%
Total Alcohol Offenses	25	19	31.58%	82	99%	83	70	18.57%	70	100%
Total Domestic Violence	41	28	46.43%	93	66%	140	91	53.85%	87	96%
Total Fraud/Forgery	29	21	38.10%	10	8%	121	96	26.04%	9	9%
Total Vehicle Abatements	0	0	N/C	0	N/C	0	0	N/C	0	N/C
	115	71	61.97%	252	60%	417	294	41.84%	203	69%
*N.C. - not calculable	*N/C - no change									
Chief _____										
						0				

MANTECA POLICE DEPARTMENT
MONTHLY CRIME STATISTICS REPORT
APRIL 2018

Non-Criminal Reports & Services	Current Month	2018 YTD	2017 YTD	% Change YTD/YTD 2018 - 2017
Non-Criminal Reports	236	822	745	10.34%
Service Requests	3322	13359	12731	4.93%
Written Reports	644	2635	2294	14.86%
Criminal Complaint Requests	160	687	505	36.04%
Warrants Served	173	622	489	27.20%

Property Value	Current Month	2018 YTD	2017 YTD	% Change YTD/YTD 2018 - 2017
Property Stolen	\$478,683.00	\$1,897,466.00	\$1,731,078.00	9.61%
Property Recovered	\$204,209.00	\$892,046.00	\$701,824.00	27.10%
% Property Value Recovered	42.66%	47.01%	40.54%	15.96%

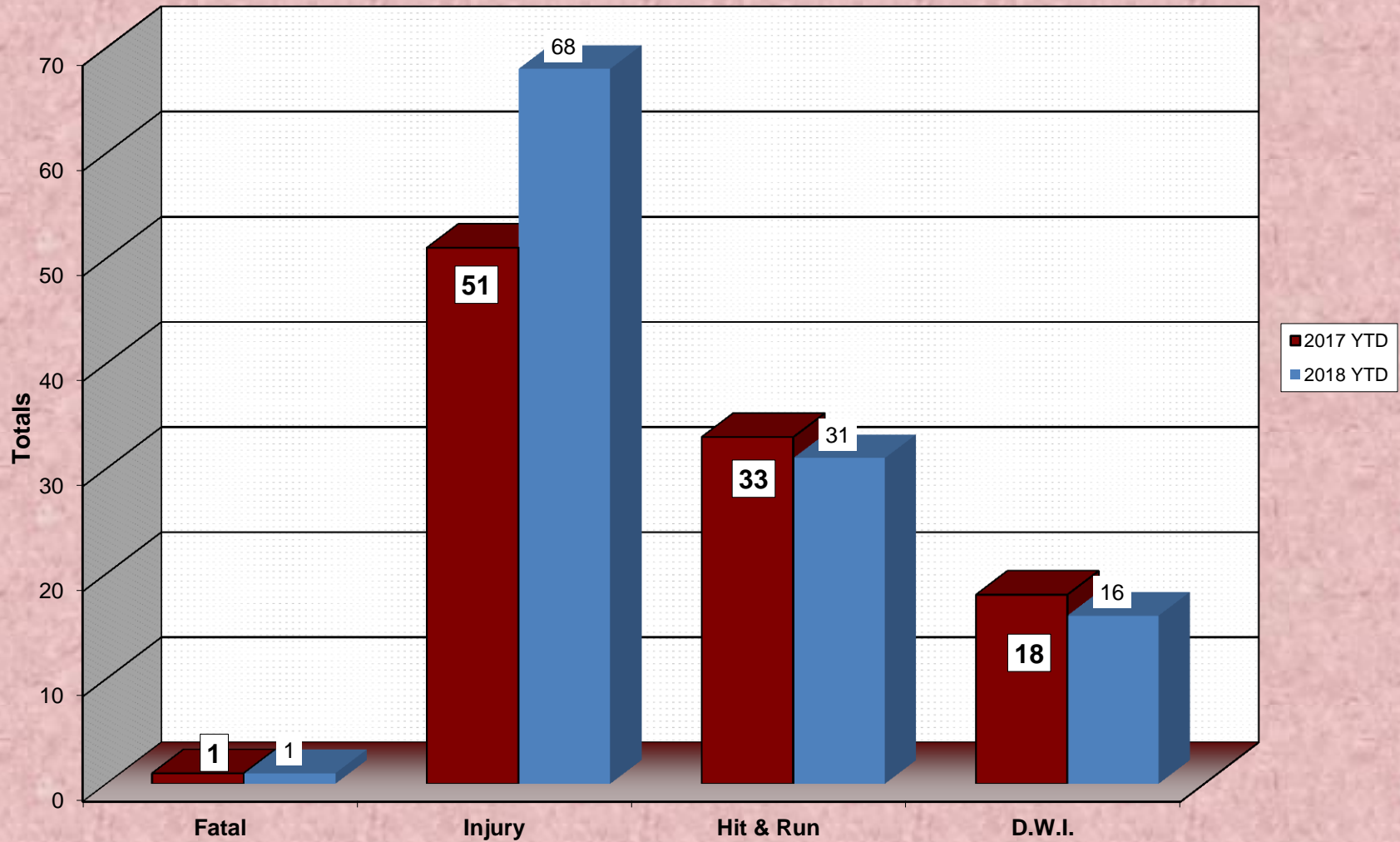
Accidents	Current Month	2018 YTD	2017 YTD	% Change YTD/YTD 2018 - 2017
Total Accidents	84	291	329	-11.55%
Property Damage Only	66	221	276	-19.93%
Fatal	0	1	1	0.00%
Injury	17	68	51	33.33%
Hit & Run	6	31	33	-6.06%
D.W.I.	8	16	18	-11.11%

Arrests	Current Month	2018 YTD	2017 YTD	% Change YTD/YTD 2018 - 2017
Adult Arrests	189	697	596	16.95%
Juvenile Arrests	9	34	22	54.55%
Total Arrests	198	731	618	18.28%

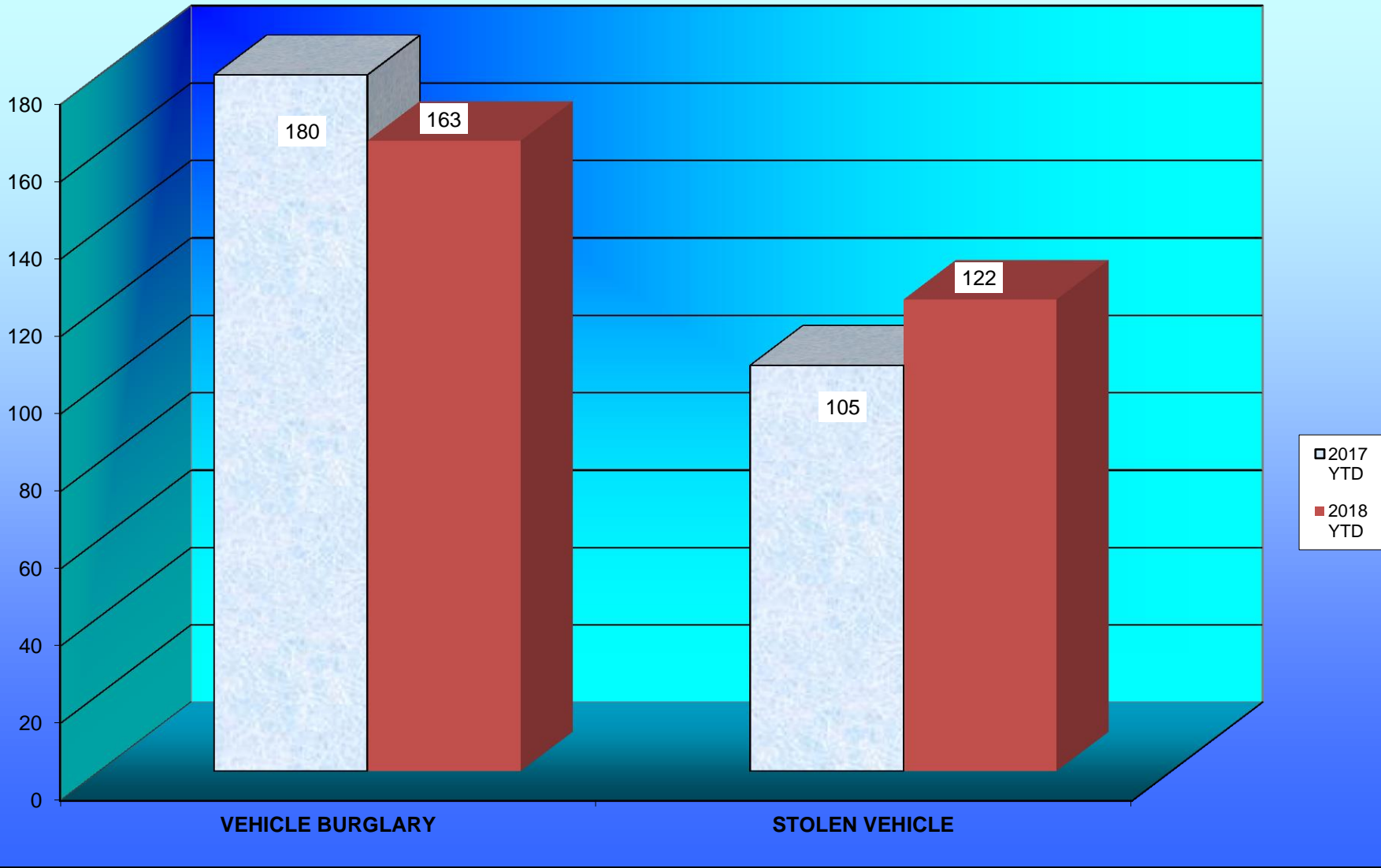
Citations	Current Month	2018 YTD	2017 YTD	% Change YTD/YTD 2018 - 2017
Total Citation Violations	285	1,310	1,087	20.52%
D.W.I Violations	11	43	44	-2.27%
Moving Violations	91	324	332	-2.41%
Non-Moving Violations	91	507	313	61.98%
Child Restraint Violations	0	0	1	-100.00%
Seat Belt Violations	3	21	16	31.25%
All Other Violations	82	400	358	11.73%
Parking Violations	75	392	228	71.93%

Department Actions	Current Month	2018 YTD	2017 YTD	% Change YTD/YTD 2018 - 2017
Pursuits	3	16	5	220.00%
Use of Force	0	6	7	-14.29%

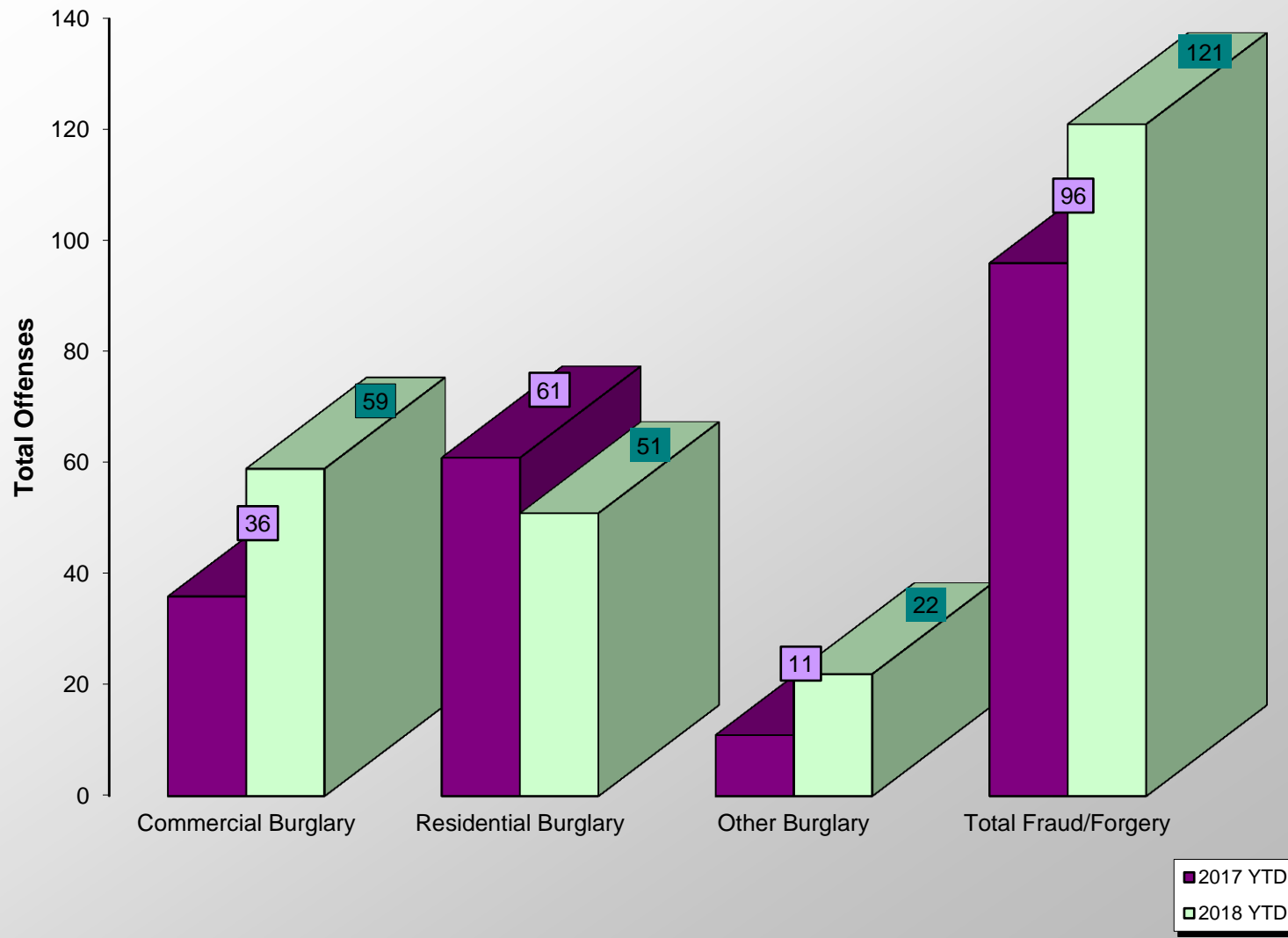
ACCIDENT COMPARISON 2017 - 2018 Year to Date



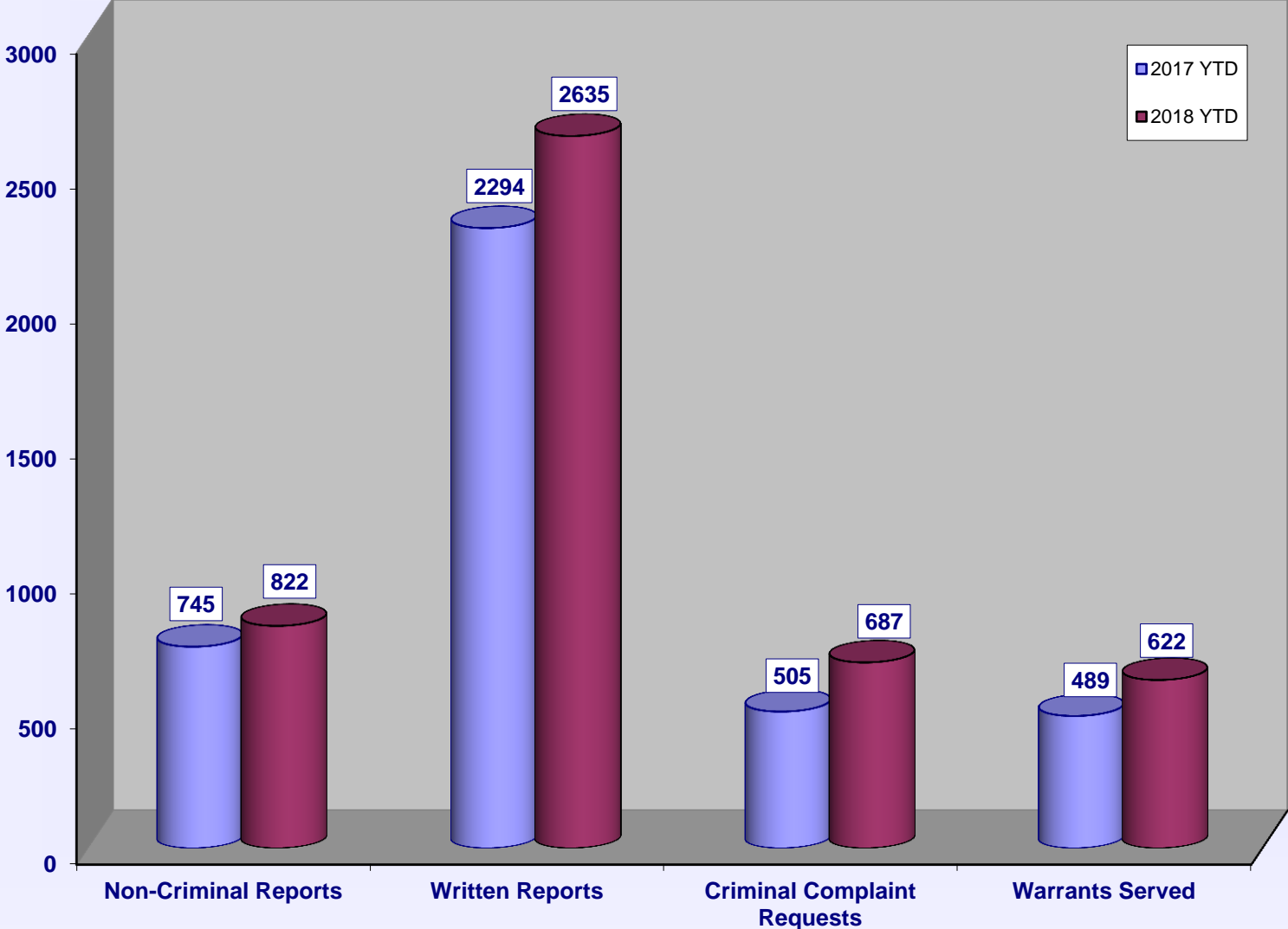
VEHICLE THEFTS



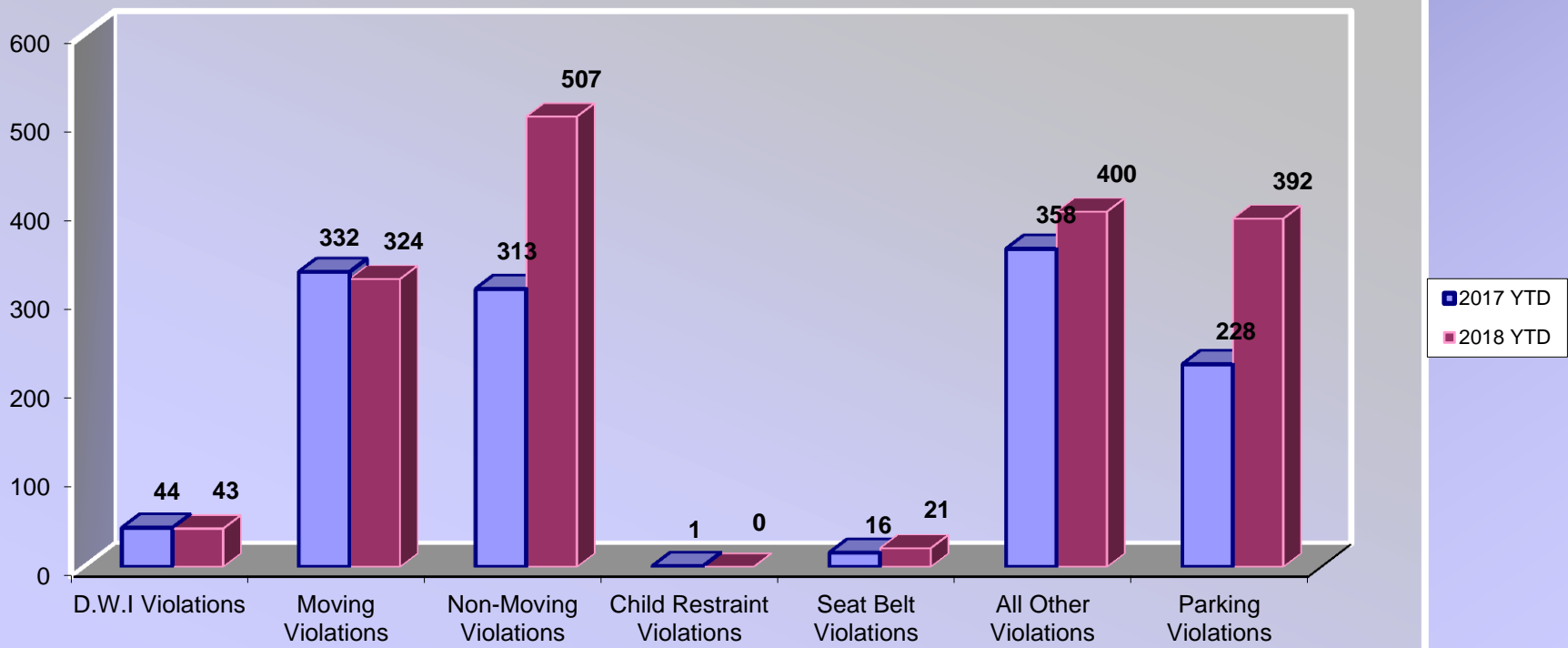
BURGLARIES 2017 - 2018 Year to Date



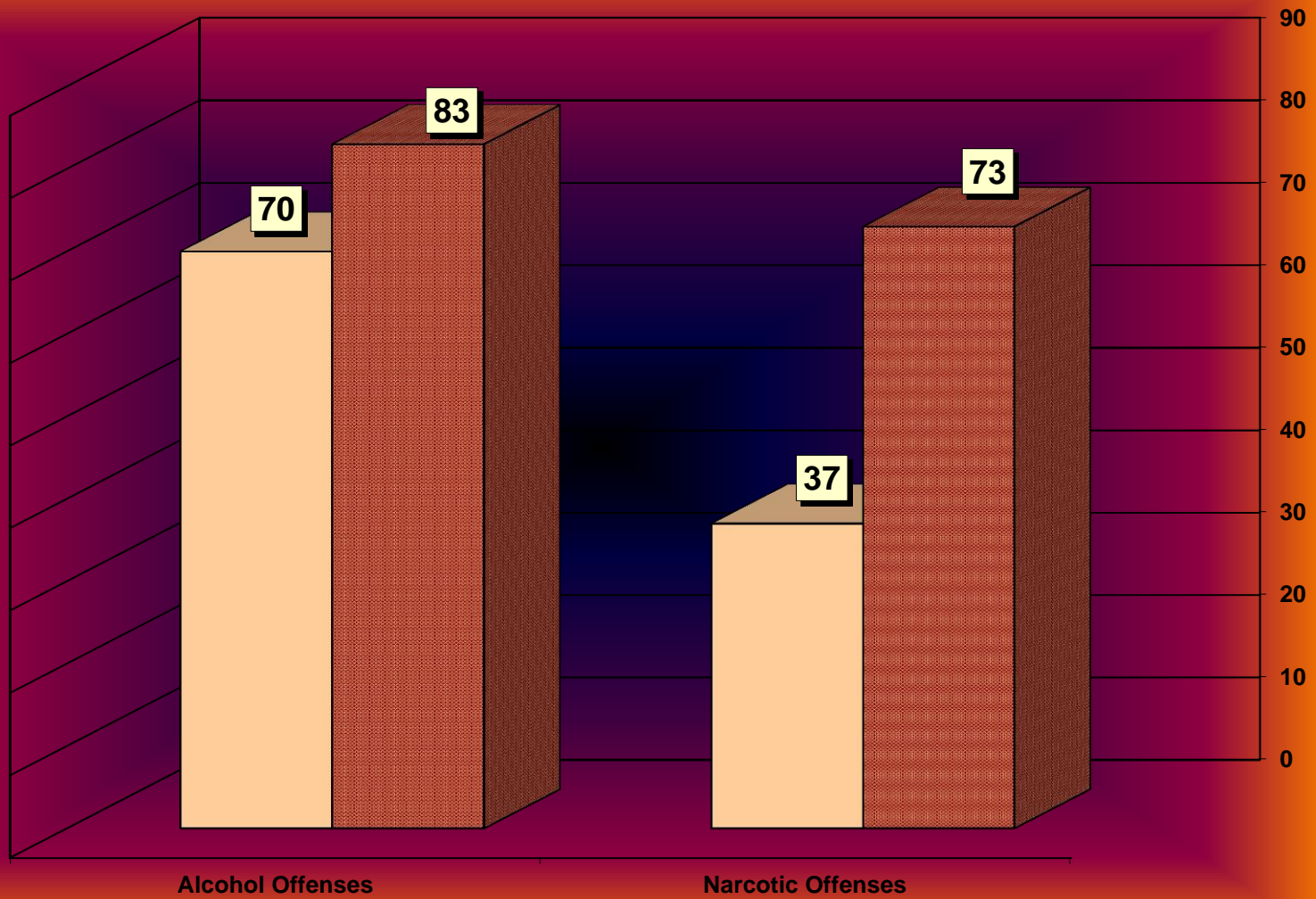
SERVICE & NON-SERVICE REQUESTS 2017 - 2018



TRAFFIC CITATIONS 2017-2018



NARCOTIC / ALCOHOL OFFENSES 2017 - 2018



■ 2018 YTD
□ 2017 YTD

Department Actions

