

MANTECA POLICE DEPARTMENT
MONTHLY CRIME STATISTICS REPORT
MAY 2018

Part One Crime Offenses	Current Month	This Month Last Year	% Change Month/Month 2018- 2017	2018 Cleared Offenses YTD	2018 Clearance RATE YTD	2018 Offenses YTD	2017 Offenses YTD	% Change YTD/YTD 2018 - 2017	2017 Cleared Offenses YTD	2017 Clearance RATE YTD
Homicide	0	1	-100.00%	0	N/C	0	3	-100.00%	1	33%
Rape/Unlawful Interc	1	3	-66.67%	1	20%	5	7	-28.57%	0	0%
Robbery	7	10	-30.00%	17	33%	51	43	18.60%	9	21%
Aggravated Assault	8	13	-38.46%	21	44%	48	43	11.63%	27	63%
Commercial Burglary	12	11	9.09%	4	6%	71	47	51.06%	5	11%
Residential Burglary	14	16	-12.50%	9	14%	65	77	-15.58%	4	5%
Other Burglary	5	0	N.C.	2	7%	27	11	145.45%	1	9%
Auto Burglary	41	44	-6.82%	5	2%	204	224	-8.93%	2	1%
Grand Theft	12	4	200.00%	3	4%	69	64	7.81%	6	9%
Vehicle Theft	34	27	25.93%	27	17%	156	132	18.18%	14	11%
Arson	1	0	N.C.	2	22%	9	5	80.00%	0	0%
All Other Felonies	32	46	-30.43%	106	57%	186	160	16.25%	104	65%
Total Felonies	167	175	-4.57%	197	22%	891	816	9.19%	173	21%
Total Burglaries	72	71	1.41%	20	5%	367	359	2.23%	12	3%
Misdemeanor Offenses	Current Month	This Month Last Year	% Change Month/Month 2018 - 2017	2018 Cleared Offenses YTD	2018 Clearance RATE YTD	2018 Offenses YTD	2017 Offenses YTD	% Change YTD/YTD 2018 - 2017	2017 Cleared Offenses YTD	2017 Clearance RATE YTD
Misdemeanor Thefts	63	55	14.55%	61	17%	352	305	15.41%	60	20%
All Other Misdemeanors	184	206	-10.68%	601	63%	961	808	18.94%	547	68%
Total Misdemeanors	247	261	-5.36%	662	50%	1313	1113	17.97%	607	55%
Miscellaneous Offenses	Current Month	This Month Last Year	% Change Month/Month 2018 - 2017	2018 Cleared Offenses YTD	2018 Clearance RATE YTD	2018 Offenses YTD	2017 Offenses YTD	% Change YTD/YTD 2018 - 2017	2017 Cleared Offenses YTD	2017 Clearance RATE YTD
Total Narcotic Offenses	14	11	27.27%	80	92%	87	48	81.25%	48	100%
Total Alcohol Offenses	27	24	12.50%	108	98%	110	94	17.02%	94	100%
Total Domestic Violence	39	38	2.63%	119	66%	179	129	38.76%	110	85%
Total Fraud/Forgery	17	35	-51.43%	12	9%	138	131	5.34%	13	10%
Total Vehicle Abatements	0	1	-100.00%	0	N/C	0	1	-100.00%	0	0%
	97	109	-11.01%	319	62%	514	403	27.54%	265	66%
*N.C. - not calculable	*N/C - no change									
Chief _____										
						0				

MANTECA POLICE DEPARTMENT
MONTHLY CRIME STATISTICS REPORT
MAY 2018

Non-Criminal Reports & Services	Current Month	2018 YTD	2017 YTD	% Change YTD/YTD 2018 - 2017
Non-Criminal Reports	242	1064	948	12.24%
Service Requests	3637	16996	16708	1.72%
Written Reports	659	3294	2942	11.96%
Criminal Complaint Requests	185	872	666	30.93%
Warrants Served	178	800	628	27.39%

Property Value	Current Month	2018 YTD	2017 YTD	% Change YTD/YTD 2018 - 2017
Property Stolen	\$453,799.00	\$2,351,265.00	\$2,064,571.00	13.89%
Property Recovered	\$146,372.00	\$1,038,418.00	\$876,150.00	18.52%
% Property Value Recovered	32.25%	44.16%	42.44%	4.07%

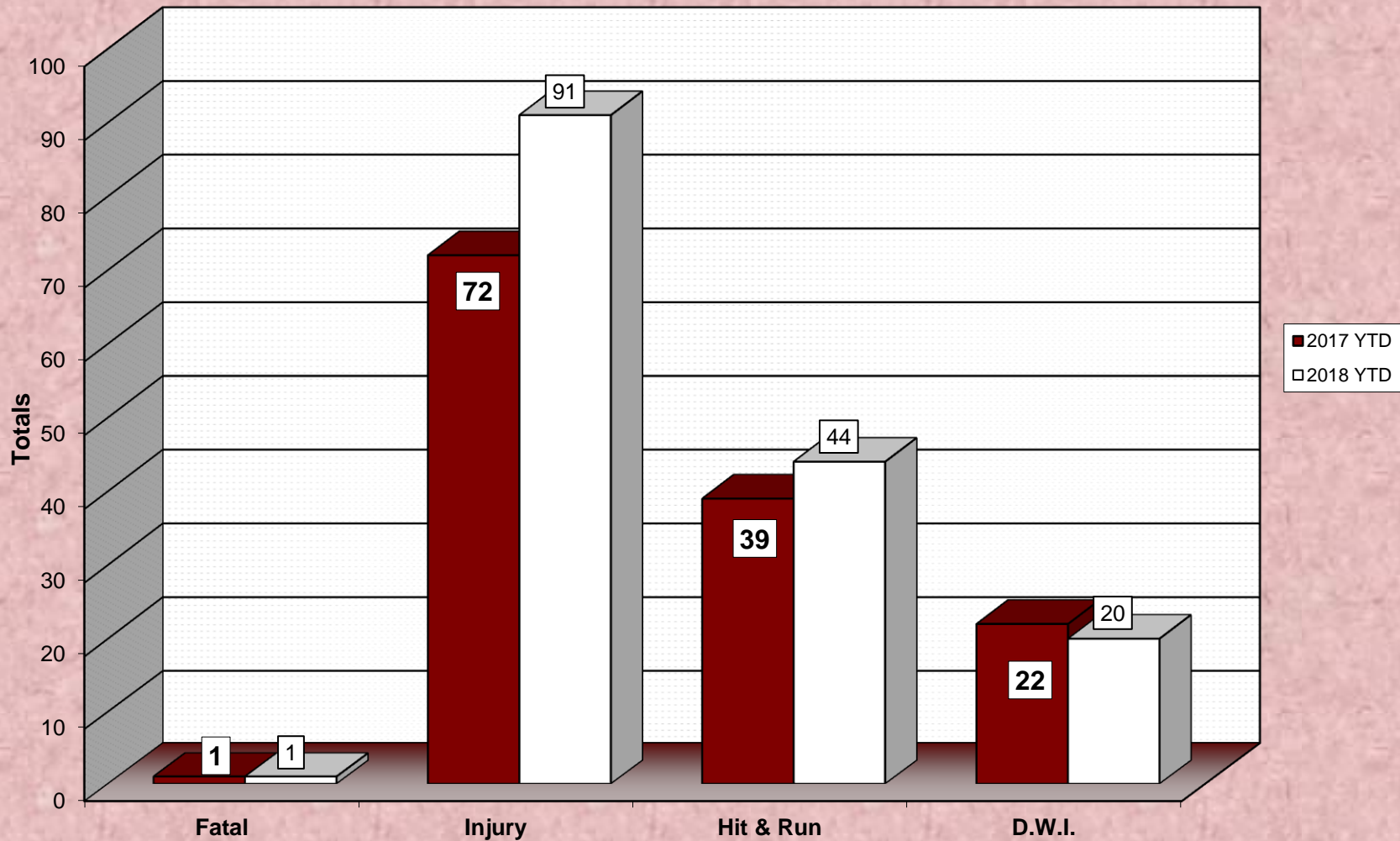
Accidents	Current Month	2018 YTD	2017 YTD	% Change YTD/YTD 2018 - 2017
Total Accidents	87	378	401	-5.74%
Property Damage Only	64	285	327	-12.84%
Fatal	0	1	1	0.00%
Injury	23	91	72	26.39%
Hit & Run	13	44	39	12.82%
D.W.I.	4	20	22	-9.09%

Arrests	Current Month	2018 YTD	2017 YTD	% Change YTD/YTD 2018 - 2017
Adult Arrests	200	897	765	17.25%
Juvenile Arrests	5	39	36	8.33%
Total Arrests	205	936	801	16.85%

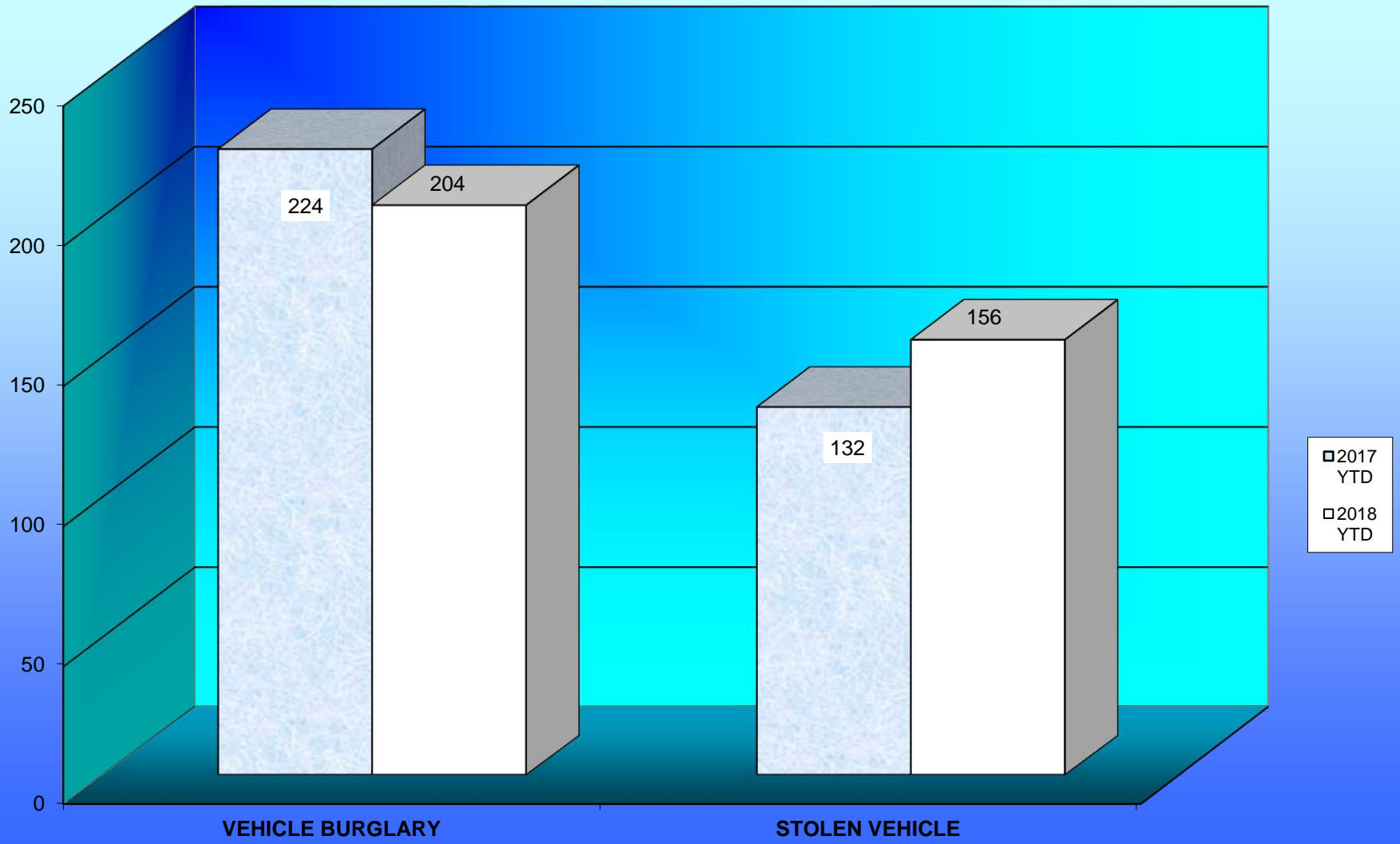
Citations	Current Month	2018 YTD	2017 YTD	% Change YTD/YTD 2018 - 2017
Total Citation Violations	370	1,680	1,458	15.23%
D.W.I Violations	13	56	59	-5.08%
Moving Violations	154	478	428	11.68%
Non-Moving Violations	101	608	415	46.51%
Child Restraint Violations	0	0	2	-100.00%
Seat Belt Violations	7	28	18	55.56%
All Other Violations	93	493	502	-1.79%
Parking Violations	181	573	366	56.56%

Department Actions	Current Month	2018 YTD	2017 YTD	% Change YTD/YTD 2018 - 2017
Pursuits	5	21	11	90.91%
Use of Force	1	7	7	0.00%

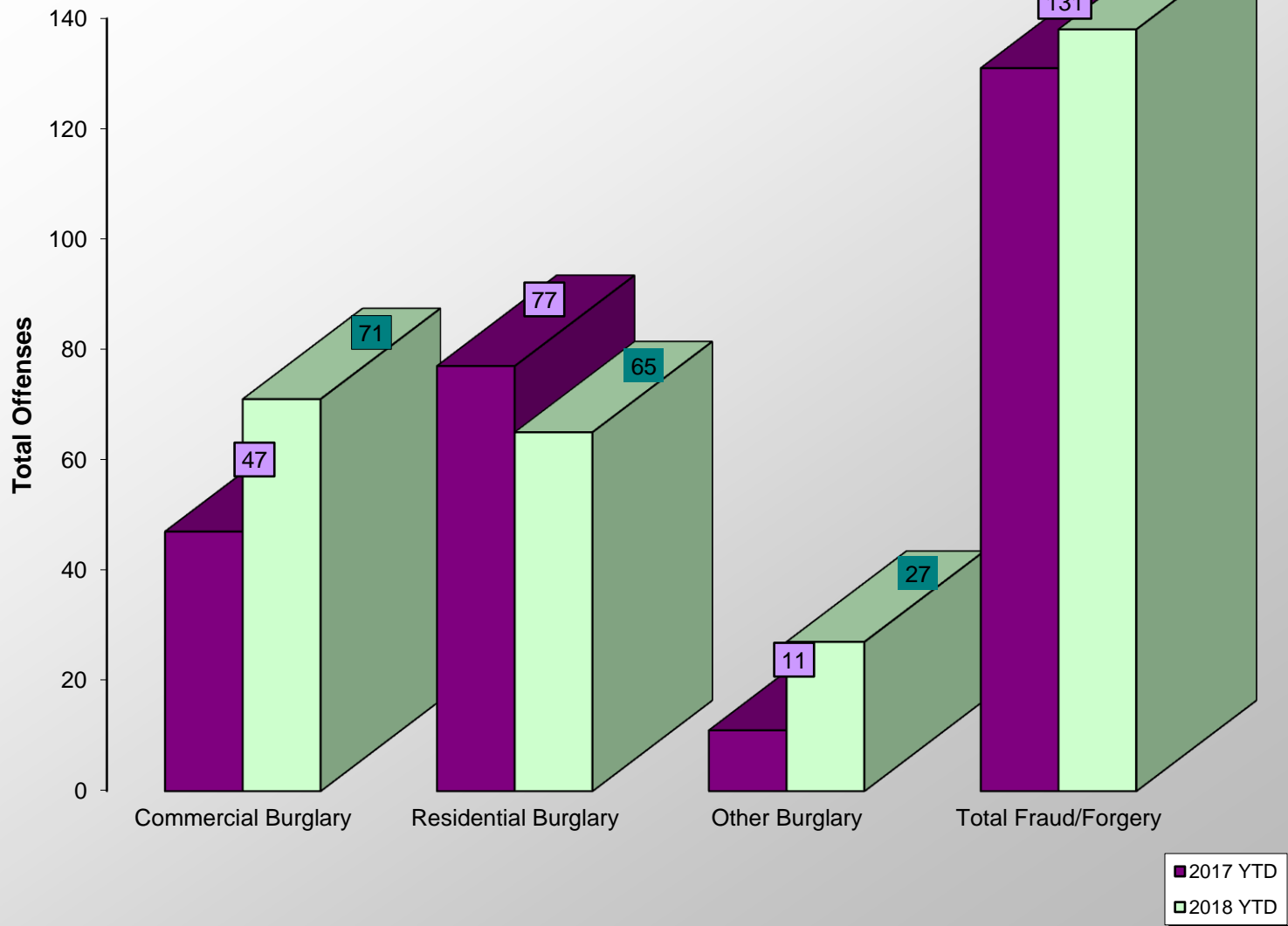
ACCIDENT COMPARISON 2017 - 2018 Year to Date



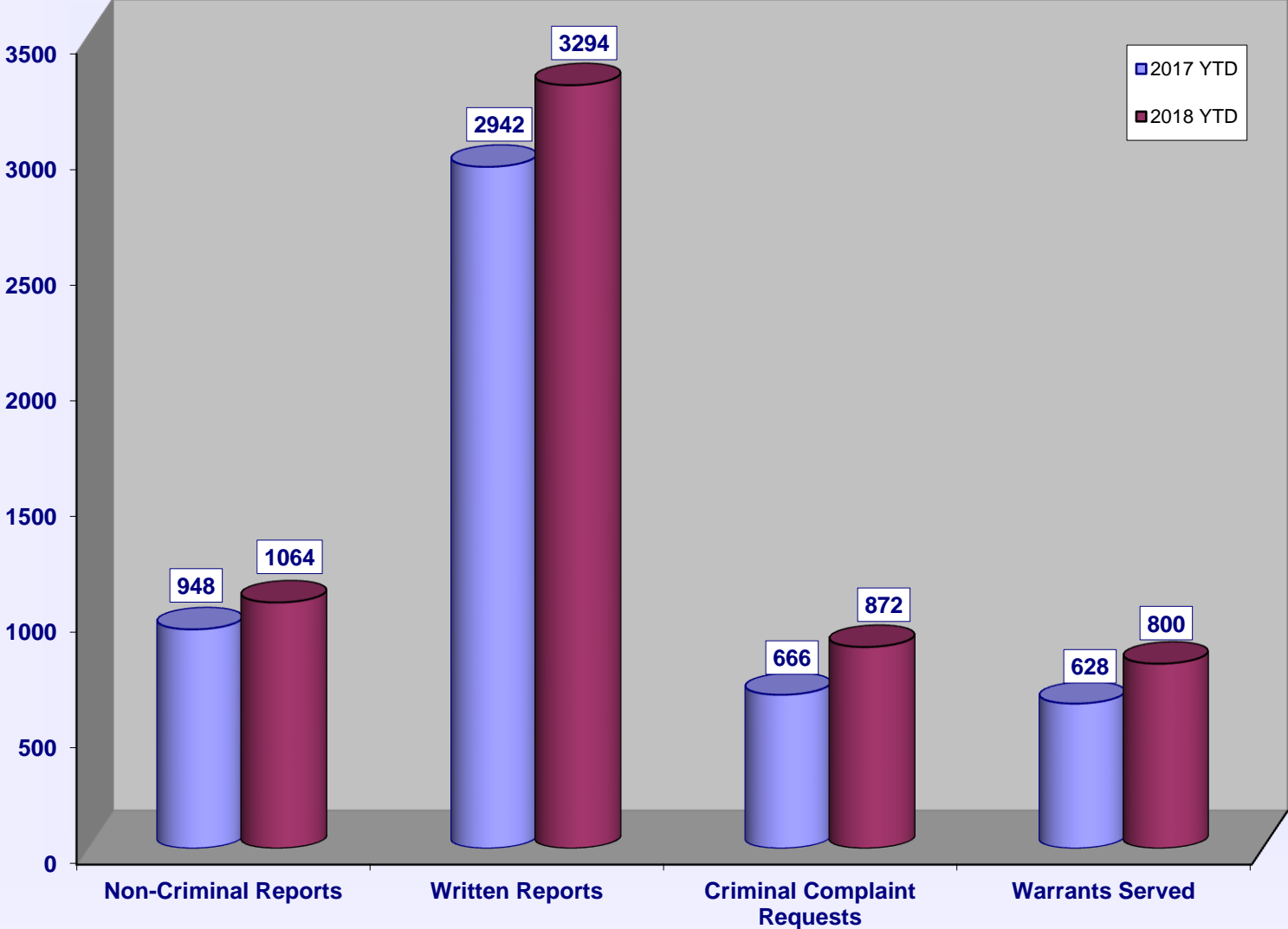
VEHICLE THEFTS



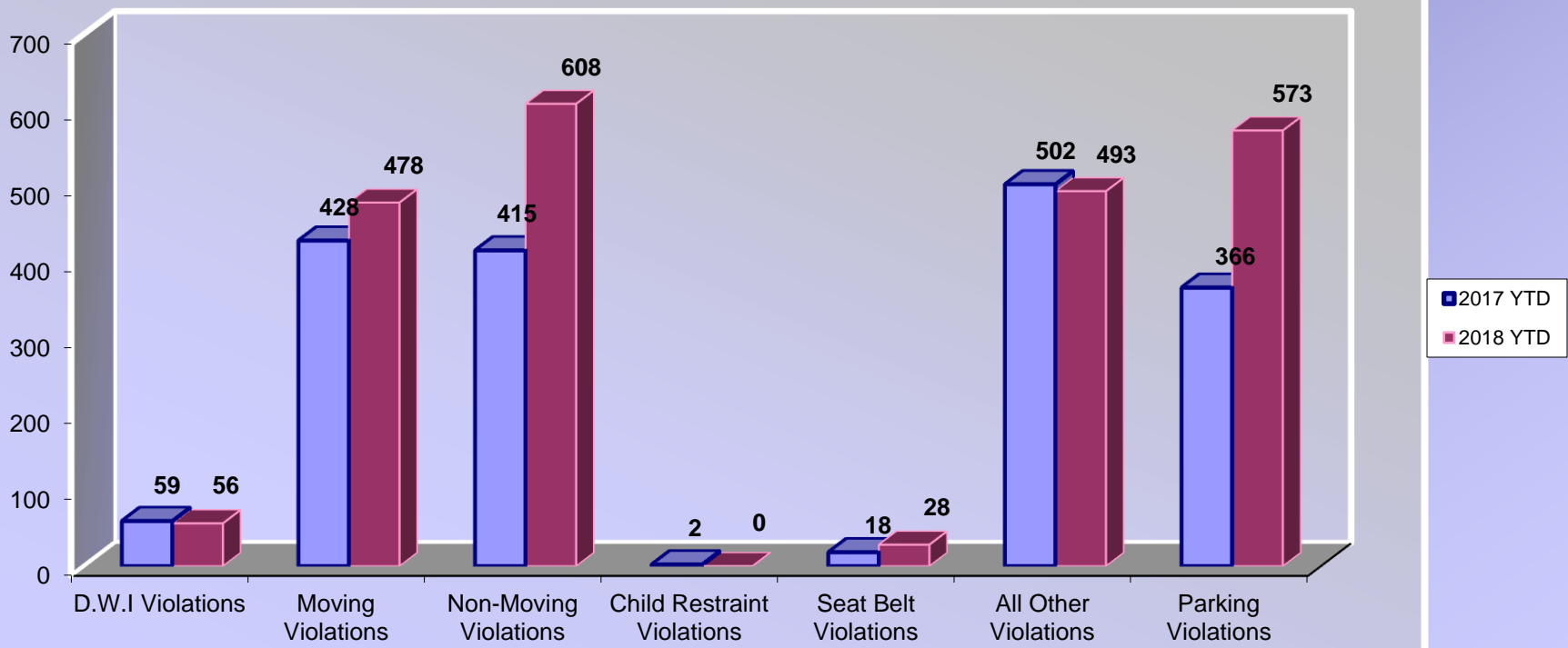
BURGLARIES 2017 - 2018 Year to Date



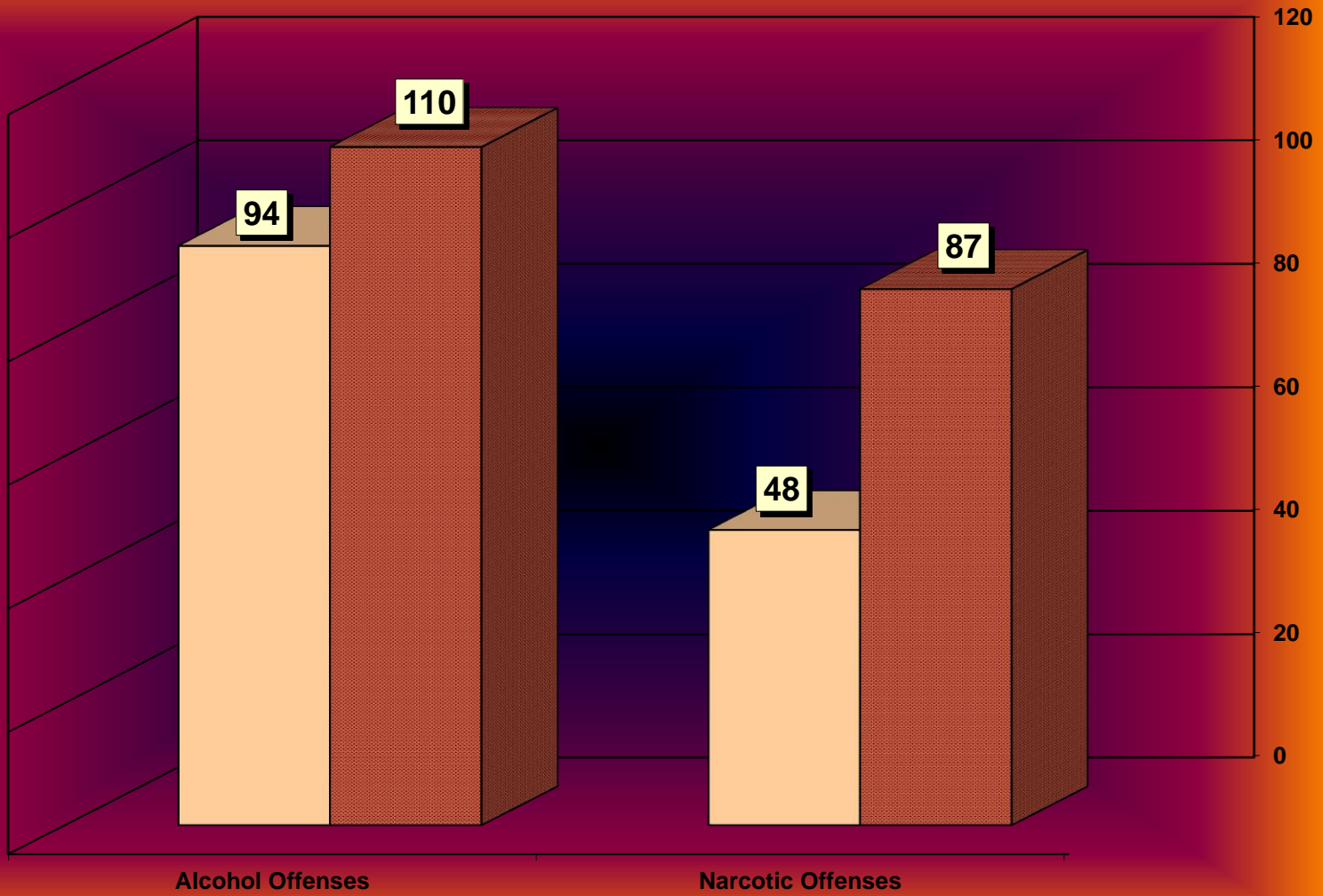
SERVICE & NON-SERVICE REQUESTS 2017 - 2018



TRAFFIC CITATIONS 2017-2018



NARCOTIC / ALCOHOL OFFENSES 2017 - 2018



■ 2018 YTD
□ 2017 YTD

Department Actions

