

MANTECA POLICE DEPARTMENT
MONTHLY CRIME STATISTICS REPORT
JULY 2018

Part One Crime Offenses	Current Month	This Month Last Year	% Change Month/Month 2018- 2017	2018 Cleared Offenses YTD	2018 Clearance RATE YTD	2018 Offenses YTD	2017 Offenses YTD	% Change YTD/YTD 2018 - 2017	2017 Cleared Offenses YTD	2017 Clearance RATE YTD
Homicide	0	0	N/C	0	N/C	0	3	-100.00%	1	33%
Rape/Unlawful Interc	1	1	0.00%	0	0%	6	9	-33.33%	2	22%
Robbery	3	5	-40.00%	1	2%	63	55	14.55%	13	24%
Aggravated Assault	10	13	-23.08%	2	3%	67	63	6.35%	40	63%
Commercial Burglary	8	8	0.00%	3	3%	99	62	59.68%	6	10%
Residential Burglary	18	16	12.50%	0	0%	98	106	-7.55%	7	7%
Other Burglary	5	3	66.67%	0	0%	40	15	166.67%	3	20%
Auto Burglary	32	25	28.00%	0	0%	274	282	-2.84%	3	1%
Grand Theft	12	7	71.43%	0	0%	98	78	25.64%	7	9%
Vehicle Theft	47	24	95.83%	7	3%	223	180	23.89%	24	13%
Arson	1	1	0.00%	0	0%	10	8	25.00%	0	0%
All Other Felonies	42	40	5.00%	18	7%	261	227	14.98%	146	64%
Total Felonies	179	143	25.17%	31	3%	1239	1088	13.88%	252	23%
Total Burglaries	63	52	21.15%	3	1%	511	465	9.89%	19	4%
Misdemeanor Offenses	Current Month	This Month Last Year	% Change Month/Month 2018 - 2017	2018 Cleared Offenses YTD	2018 Clearance RATE YTD	2018 Offenses YTD	2017 Offenses YTD	% Change YTD/YTD 2018 - 2017	2017 Cleared Offenses YTD	2017 Clearance RATE YTD
Misdemeanor Thefts	63	73	-13.70%	8	2%	489	443	10.38%	100	23%
All Other Misdemeanors	238	187	27.27%	147	11%	1379	1168	18.07%	817	70%
Total Misdemeanors	301	260	15.77%	155	8%	1868	1611	15.95%	917	57%
Miscellaneous Offenses	Current Month	This Month Last Year	% Change Month/Month 2018 - 2017	2018 Cleared Offenses YTD	2018 Clearance RATE YTD	2018 Offenses YTD	2017 Offenses YTD	% Change YTD/YTD 2018 - 2017	2017 Cleared Offenses YTD	2017 Clearance RATE YTD
Total Narcotic Offenses	19	14	35.71%	16	14%	116	79	46.84%	77	97%
Total Alcohol Offenses	21	16	31.25%	21	14%	147	129	13.95%	128	99%
Total Domestic Violence	47	44	6.82%	21	8%	263	204	28.92%	193	95%
Total Fraud/Forgery	26	21	23.81%	4	2%	182	176	3.41%	19	11%
Total Vehicle Abatements	0	2	-100.00%	0	N/C	0	3	-100.00%	1	33%
	113	97	16.49%	62	9%	708	591	19.80%	418	71%
*N.C. - not calculable	*N/C - no change									
Chief _____										
						0				

MANTECA POLICE DEPARTMENT
MONTHLY CRIME STATISTICS REPORT
JULY 2018

Non-Criminal Reports & Services	Current Month	2018 YTD	2017 YTD	% Change YTD/YTD 2018 - 2017
Non-Criminal Reports	241	1496	1356	10.32%
Service Requests	3800	24262	24218	0.18%
Written Reports	723	4637	4180	10.93%
Criminal Complaint Requests	182	1234	1014	21.70%
Warrants Served	151	1082	920	17.61%

Property Value	Current Month	2018 YTD	2017 YTD	% Change YTD/YTD 2018 - 2017
Property Stolen	\$549,968.00	\$3,222,427.00	\$2,793,331.00	15.36%
Property Recovered	\$233,610.00	\$1,420,193.00	\$1,086,012.00	30.77%
% Property Value Recovered	42.48%	44.07%	38.88%	13.36%

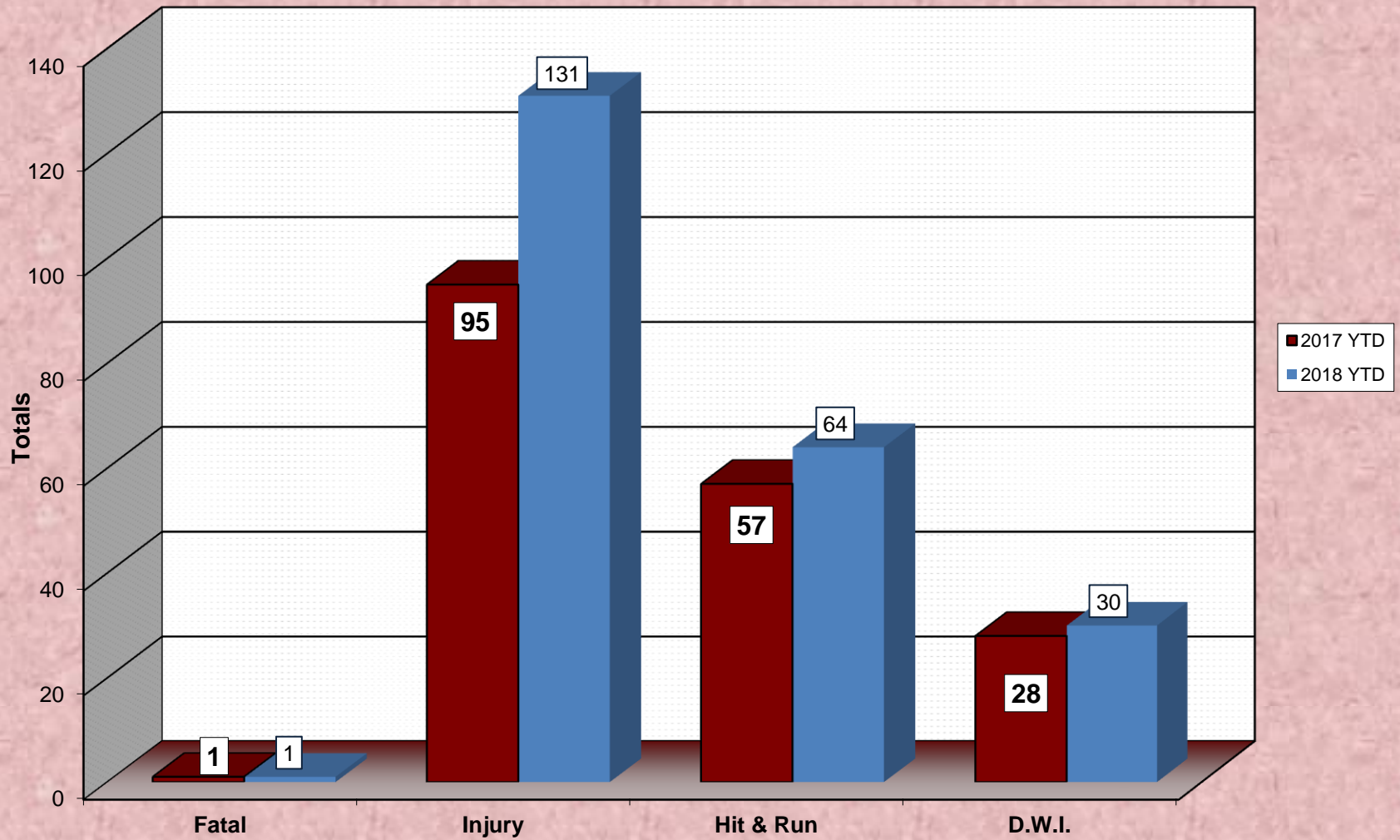
Accidents	Current Month	2018 YTD	2017 YTD	% Change YTD/YTD 2018 - 2017
Total Accidents	66	520	519	0.19%
Property Damage Only	46	387	432	-10.42%
Fatal	0	1	1	0.00%
Injury	20	131	95	37.89%
Hit & Run	8	64	57	12.28%
D.W.I.	5	30	28	7.14%

Arrests	Current Month	2018 YTD	2017 YTD	% Change YTD/YTD 2018 - 2017
Adult Arrests	165	1231	1122	9.71%
Juvenile Arrests	6	49	52	-5.77%
Total Arrests	171	1280	1174	9.03%

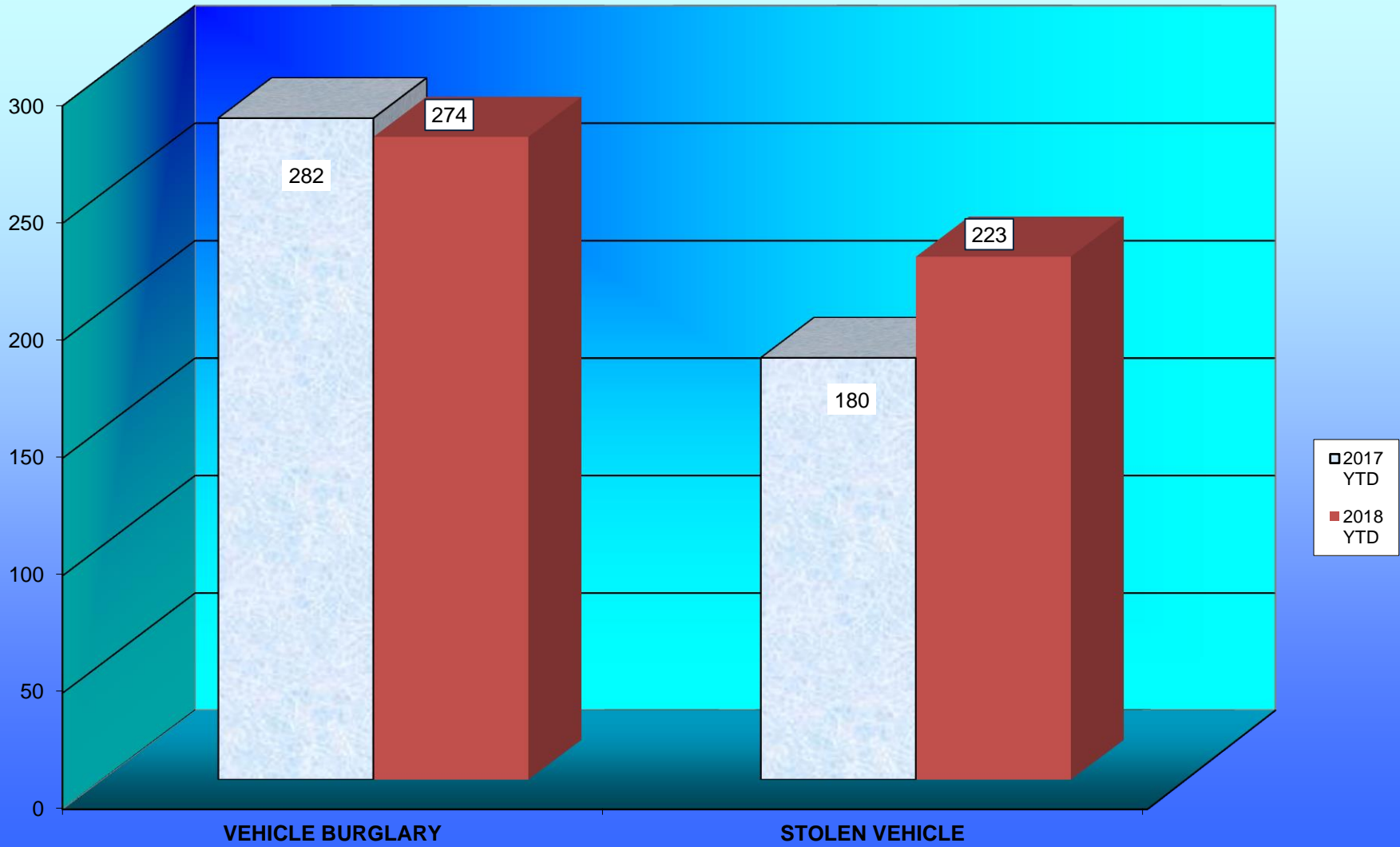
Citations	Current Month	2018 YTD	2017 YTD	% Change YTD/YTD 2018 - 2017
Total Citation Violations	369	2,276	2,064	10.27%
D.W.I Violations	12	76	74	2.70%
Moving Violations	132	650	634	2.52%
Non-Moving Violations	100	786	597	31.66%
Child Restraint Violations	3	4	4	0.00%
Seat Belt Violations	6	35	34	2.94%
All Other Violations	118	705	693	1.73%
Parking Violations	82	746	566	31.80%

Department Actions	Current Month	2018 YTD	2017 YTD	% Change YTD/YTD 2018 - 2017
Pursuits	2	24	14	71.43%
Use of Force	4	12	13	-7.69%

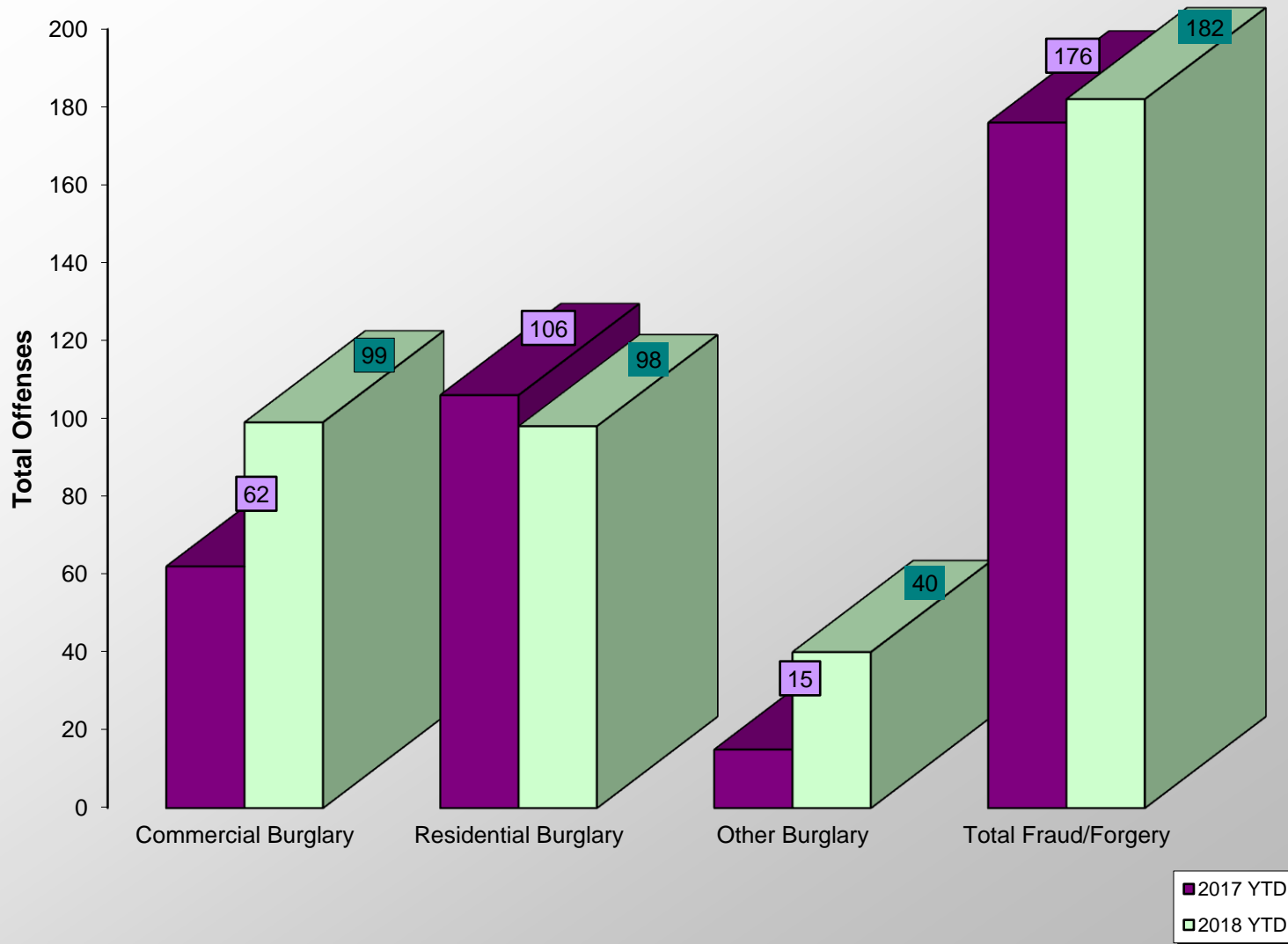
ACCIDENT COMPARISON 2017 - 2018 Year to Date



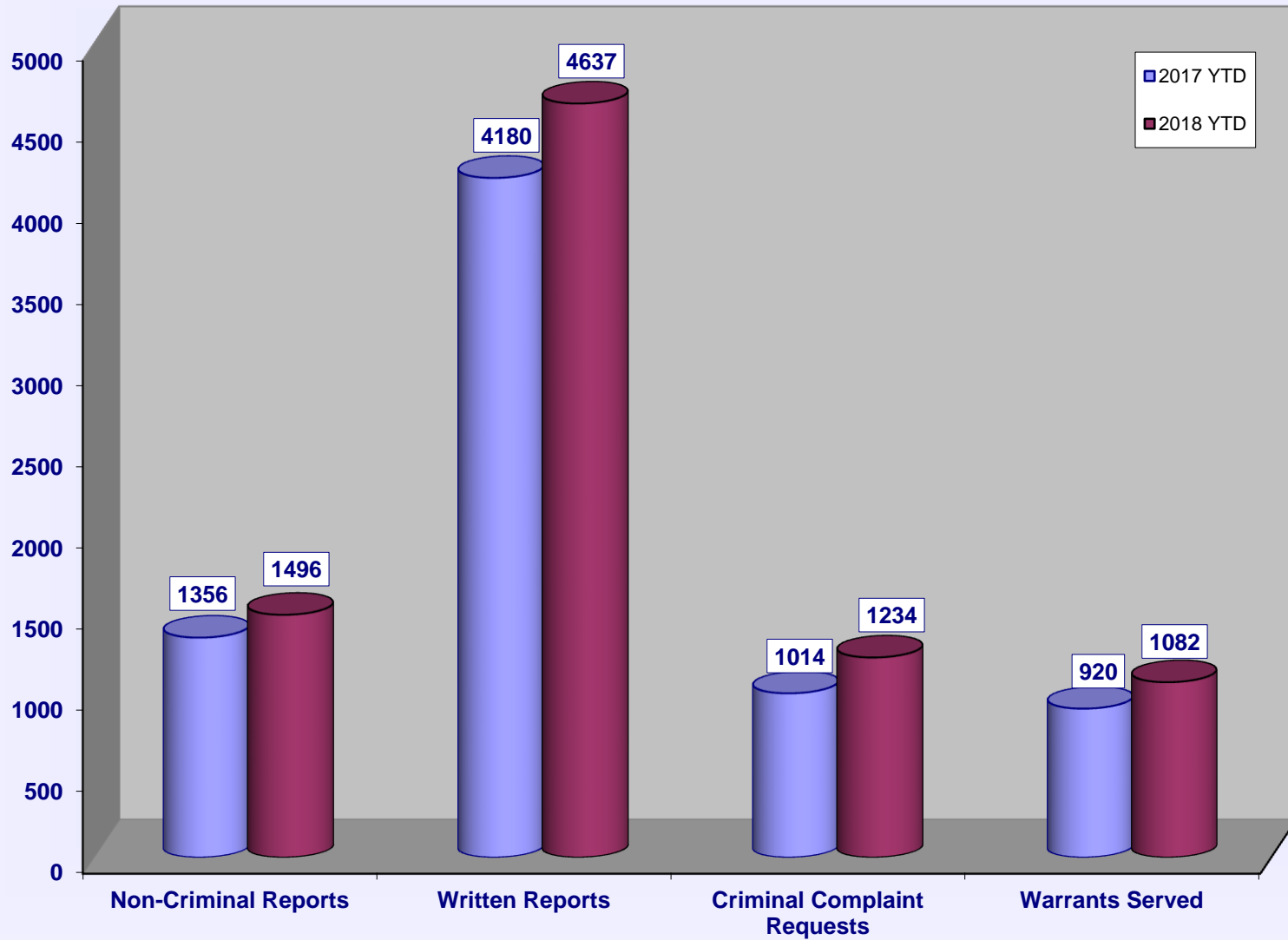
VEHICLE THEFTS



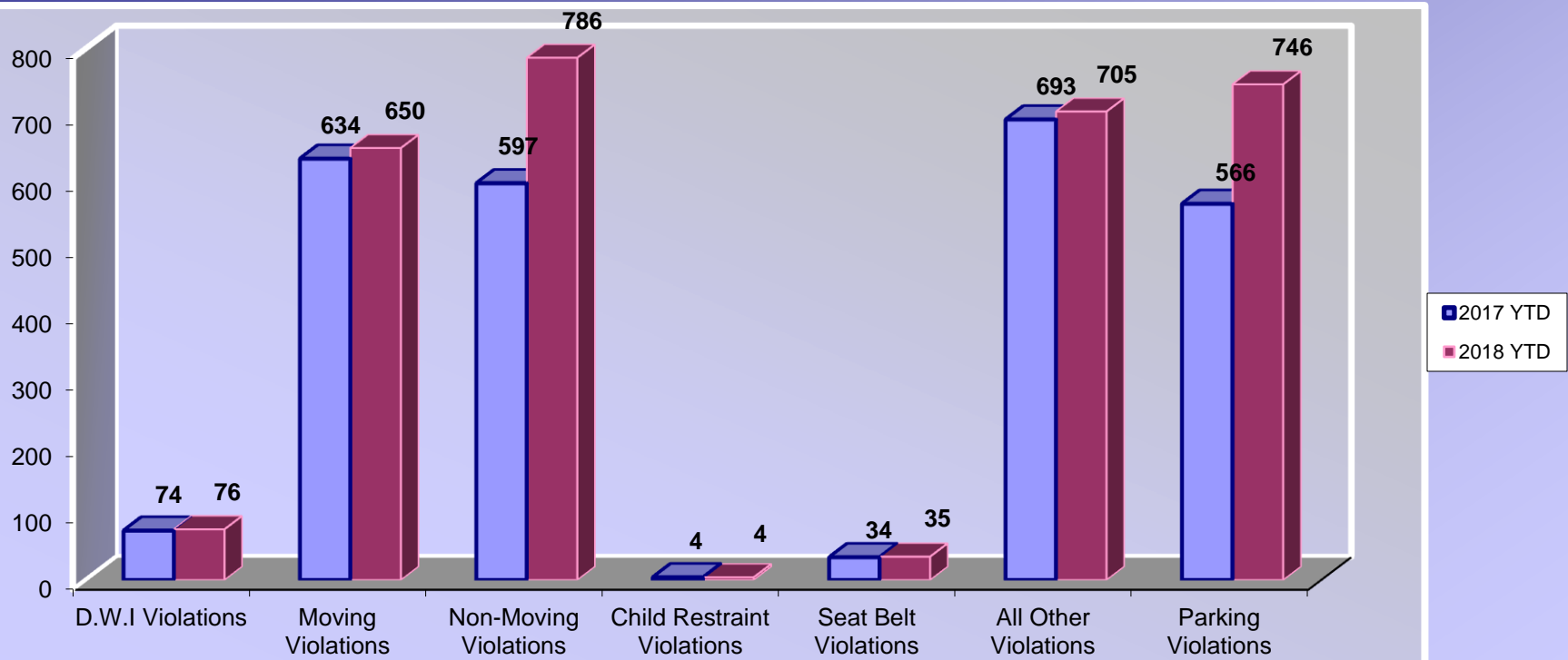
BURGLARIES 2017 - 2018 Year to Date



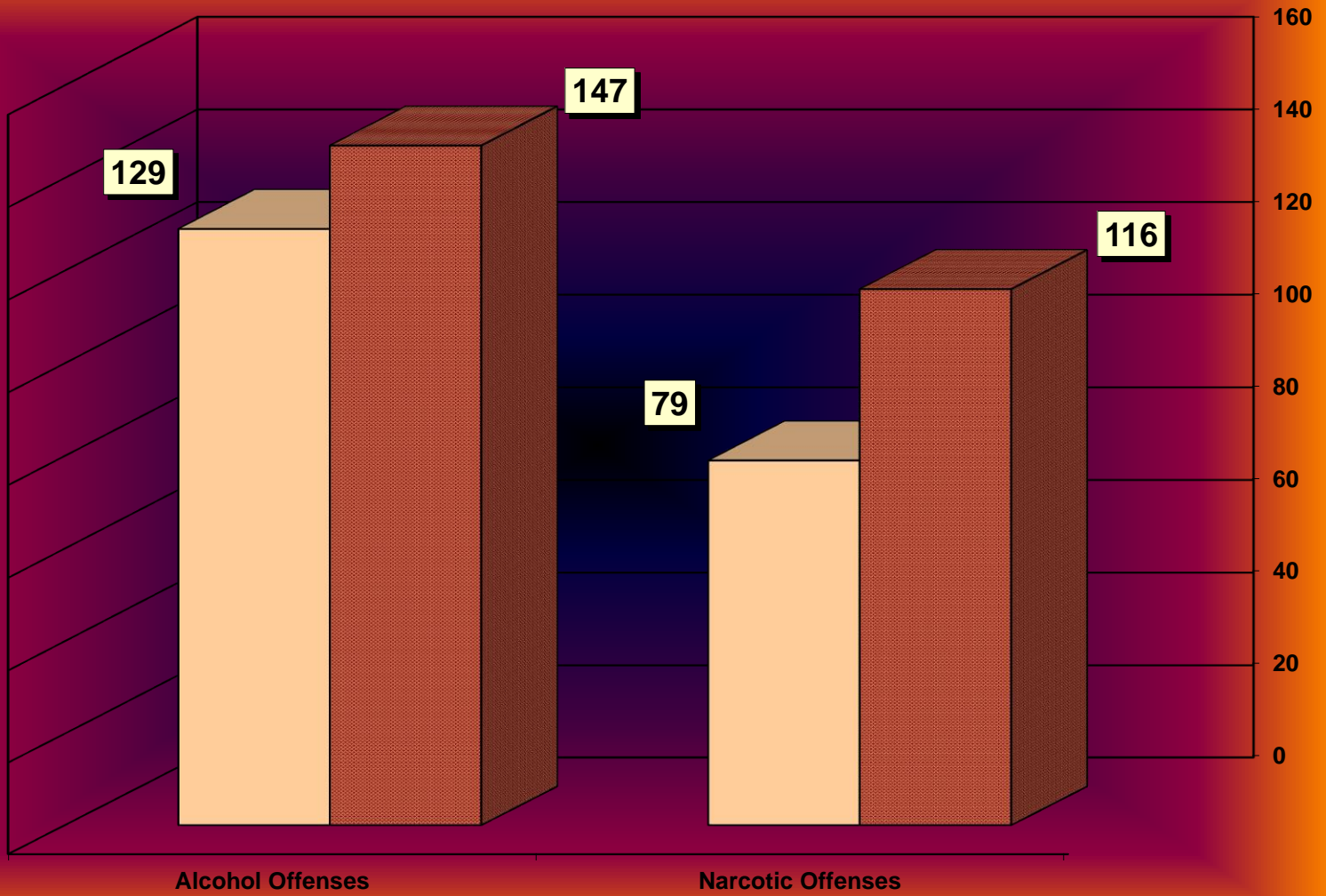
SERVICE & NON-SERVICE REQUESTS 2017 - 2018



TRAFFIC CITATIONS 2017-2018



NARCOTIC / ALCOHOL OFFENSES 2017 - 2018



■ 2018 YTD
□ 2017 YTD

Department Actions

