

MANTECA POLICE DEPARTMENT
MONTHLY CRIME STATISTICS REPORT
AUGUST 2018

Part One Crime Offenses	Current Month	This Month Last Year	% Change Month/Month 2018- 2017	2018 Cleared Offenses YTD	2018 Clearance RATE YTD	2018 Offenses YTD	2017 Offenses YTD	% Change YTD/YTD 2018 - 2017	2017 Cleared Offenses YTD	2017 Clearance RATE YTD
Homicide	0	0	N/C	0	N/C	0	3	-100.00%	1	33%
Rape/Unlawful Interc	2	1	100.00%	1	13%	8	10	-20.00%	2	20%
Robbery	3	10	-70.00%	24	36%	66	65	1.54%	14	22%
Aggravated Assault	11	10	10.00%	34	44%	78	73	6.85%	42	58%
Commercial Burglary	15	11	36.36%	8	7%	114	73	56.16%	7	10%
Residential Burglary	17	18	-5.56%	12	10%	115	124	-7.26%	8	6%
Other Burglary	4	1	300.00%	2	5%	44	16	175.00%	3	19%
Auto Burglary	43	34	26.47%	6	2%	317	316	0.32%	4	1%
Grand Theft	21	6	250.00%	5	4%	119	84	41.67%	7	8%
Vehicle Theft	25	16	56.25%	41	17%	248	196	26.53%	25	13%
Arson	1	2	-50.00%	2	18%	11	10	10.00%	1	10%
All Other Felonies	58	59	-1.69%	192	60%	319	286	11.54%	189	66%
Total Felonies	200	168	19.05%	327	23%	1439	1256	14.57%	303	24%
Total Burglaries	79	64	23.44%	28	5%	590	529	11.53%	22	4%
Misdemeanor Offenses	Current Month	This Month Last Year	% Change Month/Month 2018 - 2017	2018 Cleared Offenses YTD	2018 Clearance RATE YTD	2018 Offenses YTD	2017 Offenses YTD	% Change YTD/YTD 2018 - 2017	2017 Cleared Offenses YTD	2017 Clearance RATE YTD
Misdemeanor Thefts	76	91	-16.48%	90	16%	565	534	5.81%	126	24%
All Other Misdemeanors	247	236	4.66%	1002	62%	1626	1404	15.81%	993	71%
Total Misdemeanors	323	327	-1.22%	1092	50%	2191	1938	13.05%	1119	58%
Miscellaneous Offenses	Current Month	This Month Last Year	% Change Month/Month 2018 - 2017	2018 Cleared Offenses YTD	2018 Clearance RATE YTD	2018 Offenses YTD	2017 Offenses YTD	% Change YTD/YTD 2018 - 2017	2017 Cleared Offenses YTD	2017 Clearance RATE YTD
Total Narcotic Offenses	41	34	20.59%	143	91%	157	113	38.94%	110	97%
Total Alcohol Offenses	22	24	-8.33%	166	98%	169	153	10.46%	151	99%
Total Domestic Violence	34	42	-19.05%	189	64%	297	246	20.73%	232	94%
Total Fraud/Forgery	25	22	13.64%	19	9%	207	198	4.55%	20	10%
Total Vehicle Abatements	0	0	N/C	0	N/C	0	3	-100.00%	3	100%
	122	122	0.00%	517	62%	830	713	16.41%	516	72%
*N.C. - not calculable	*N/C - no change									
Chief _____										
						0				

MANTECA POLICE DEPARTMENT
MONTHLY CRIME STATISTICS REPORT
AUGUST 2018

Non-Criminal Reports & Services	Current Month	2018 YTD	2017 YTD	% Change YTD/YTD 2018 - 2017
Non-Criminal Reports	260	1756	1598	9.89%
Service Requests	4869	29131	28262	3.07%
Written Reports	798	5435	4937	10.09%
Criminal Complaint Requests	167	1401	1195	17.24%
Warrants Served	81	1163	1120	3.84%

Property Value	Current Month	2018 YTD	2017 YTD	% Change YTD/YTD 2018 - 2017
Property Stolen	\$426,081.00	\$3,648,508.00	\$3,086,906.00	18.19%
Property Recovered	\$224,720.00	\$1,644,913.00	\$1,280,067.00	28.50%
% Property Value Recovered	52.74%	45.08%	41.47%	8.72%

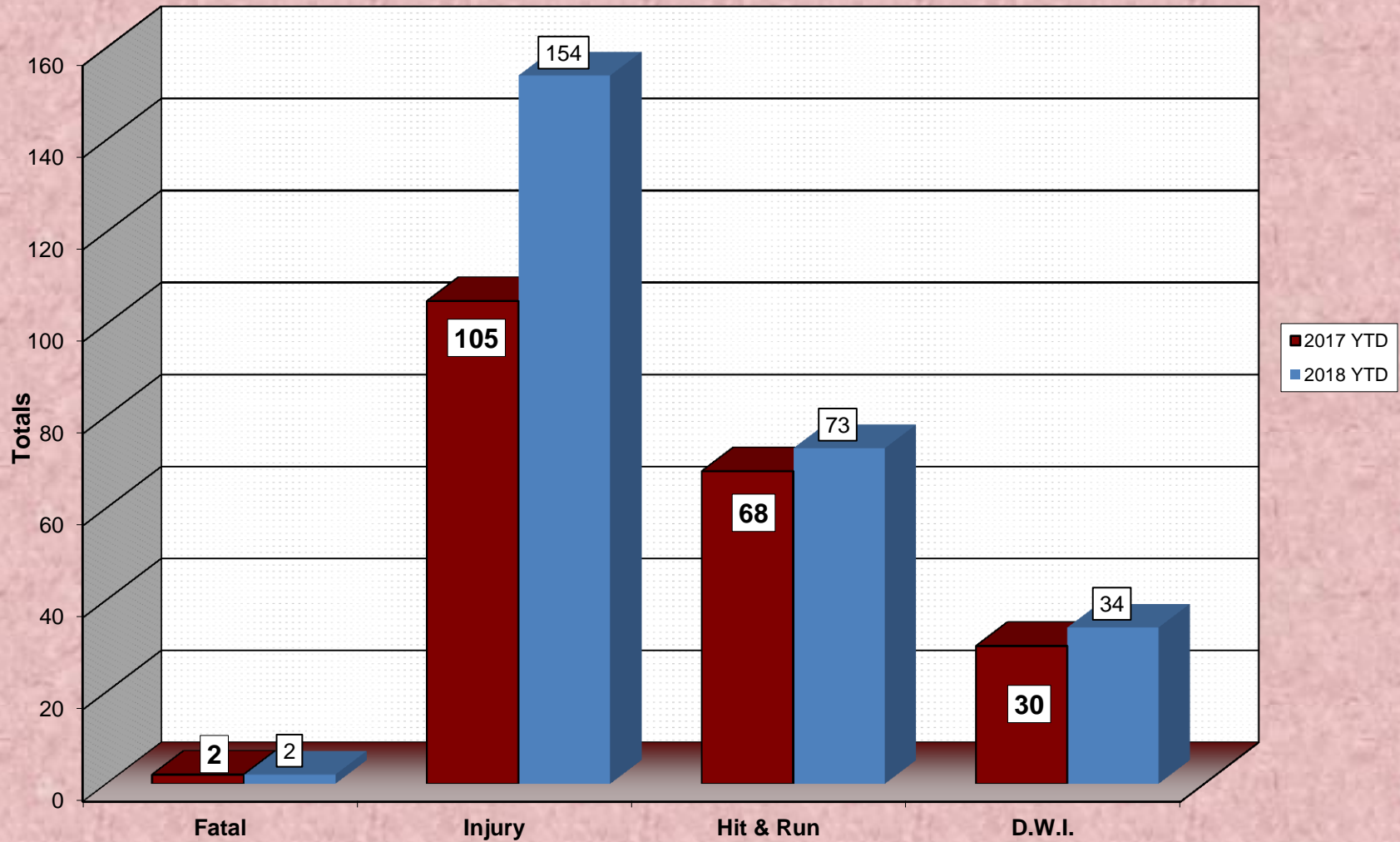
Accidents	Current Month	2018 YTD	2017 YTD	% Change YTD/YTD 2018 - 2017
Total Accidents	87	607	590	2.88%
Property Damage Only	63	450	492	-8.54%
Fatal	1	2	2	0.00%
Injury	23	154	105	46.67%
Hit & Run	9	73	68	7.35%
D.W.I.	4	34	30	13.33%

Arrests	Current Month	2018 YTD	2017 YTD	% Change YTD/YTD 2018 - 2017
Adult Arrests	205	1436	1361	5.51%
Juvenile Arrests	14	63	64	-1.56%
Total Arrests	219	1499	1425	5.19%

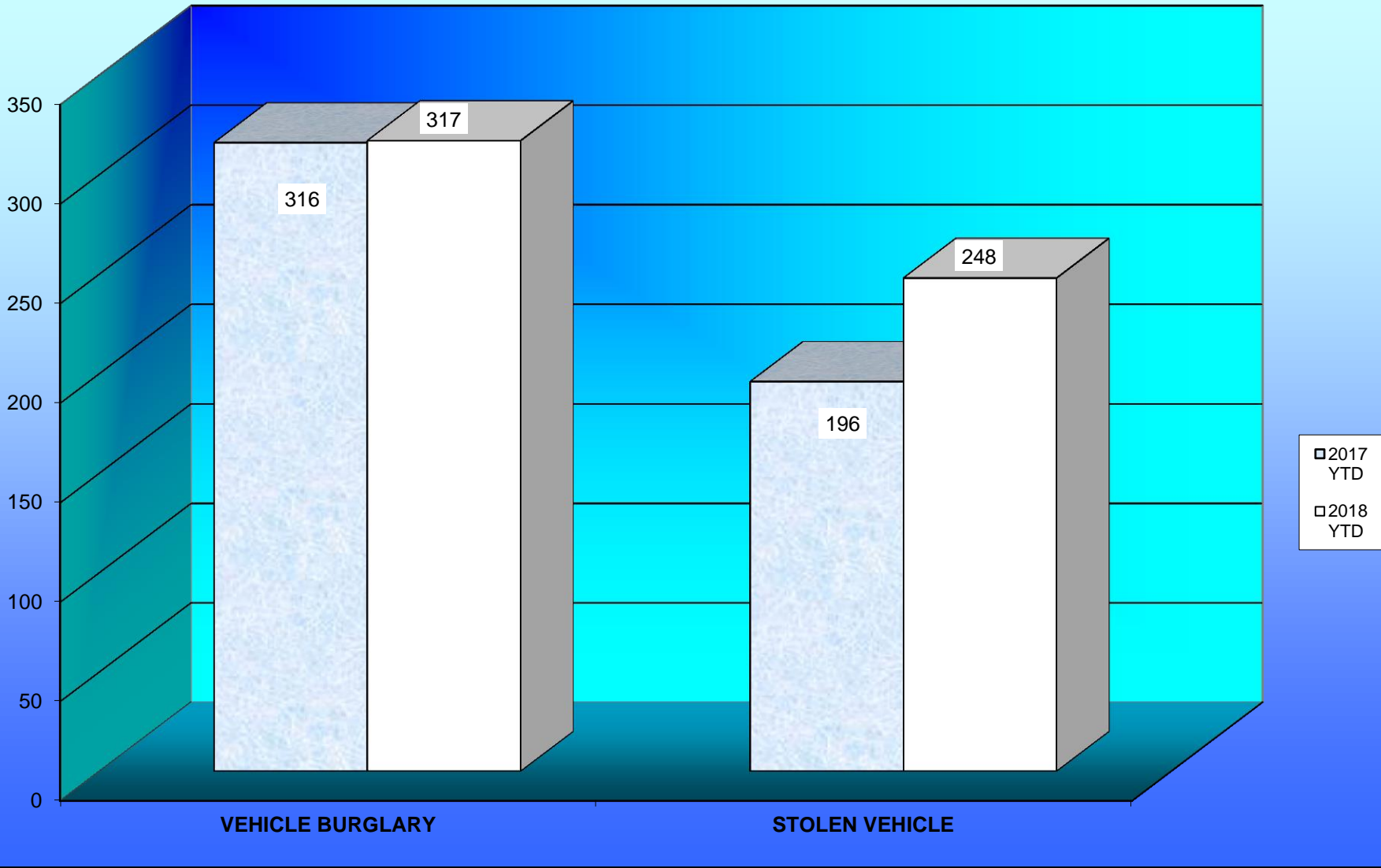
Citations	Current Month	2018 YTD	2017 YTD	% Change YTD/YTD 2018 - 2017
Total Citation Violations	577	2,853	2,529	12.81%
D.W.I Violations	11	87	83	4.82%
Moving Violations	240	890	785	13.38%
Non-Moving Violations	170	956	723	32.23%
Child Restraint Violations	2	6	4	50.00%
Seat Belt Violations	13	48	46	4.35%
All Other Violations	148	853	867	-1.61%
Parking Violations	103	849	962	-11.75%

Department Actions	Current Month	2018 YTD	2017 YTD	% Change YTD/YTD 2018 - 2017
Pursuits	1	25	16	56.25%
Use of Force	2	14	15	-6.67%

ACCIDENT COMPARISON 2017 - 2018 Year to Date

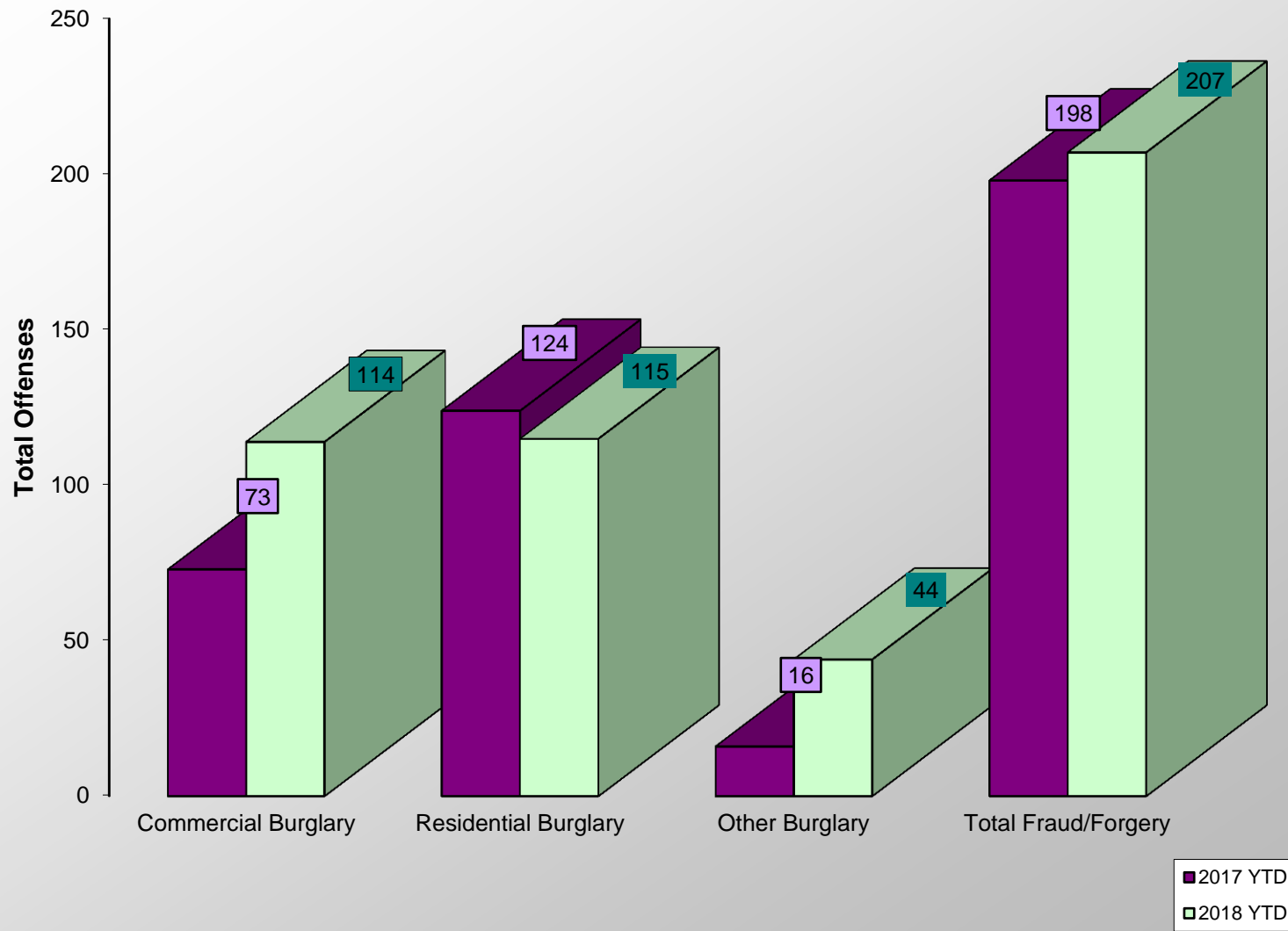


VEHICLE THEFTS

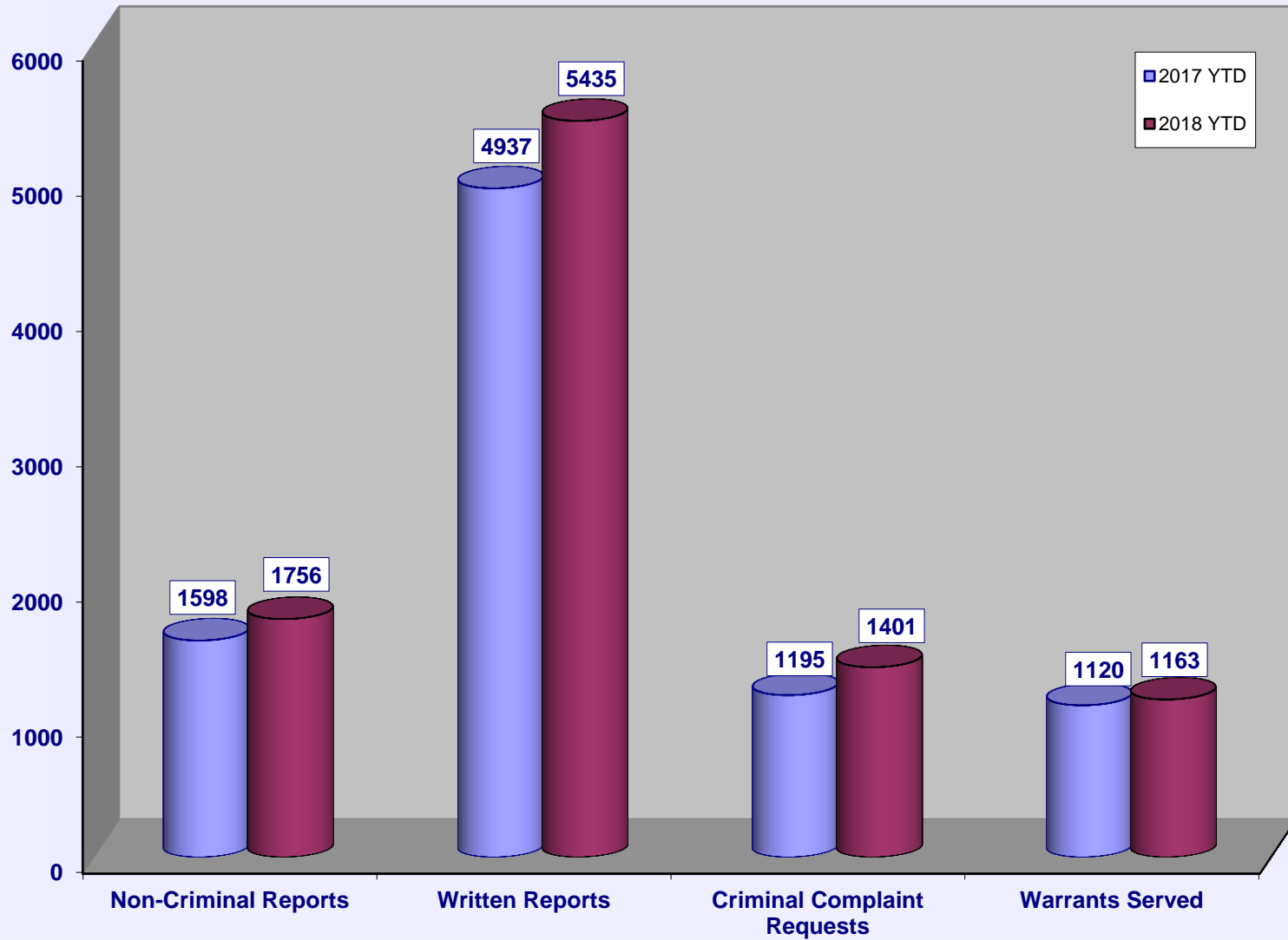


BURGLARIES

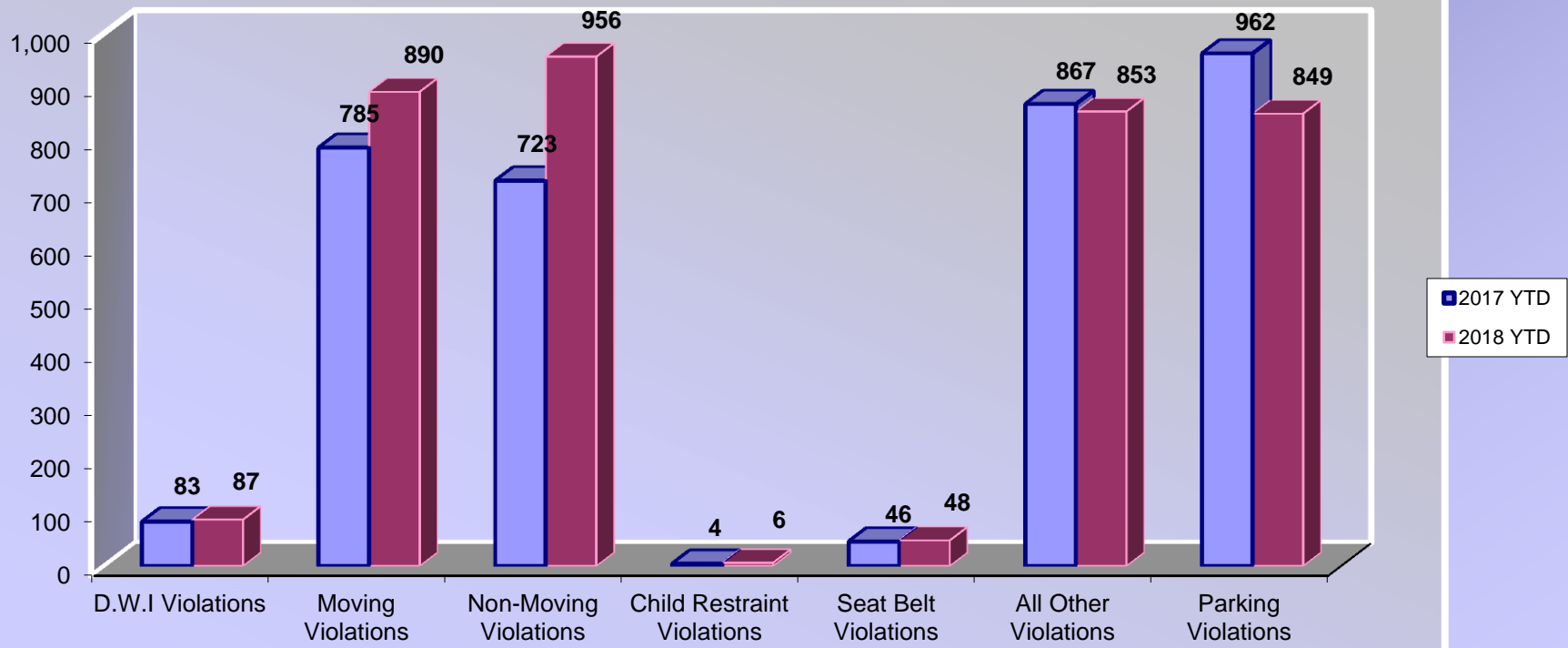
2017 - 2018 Year to Date



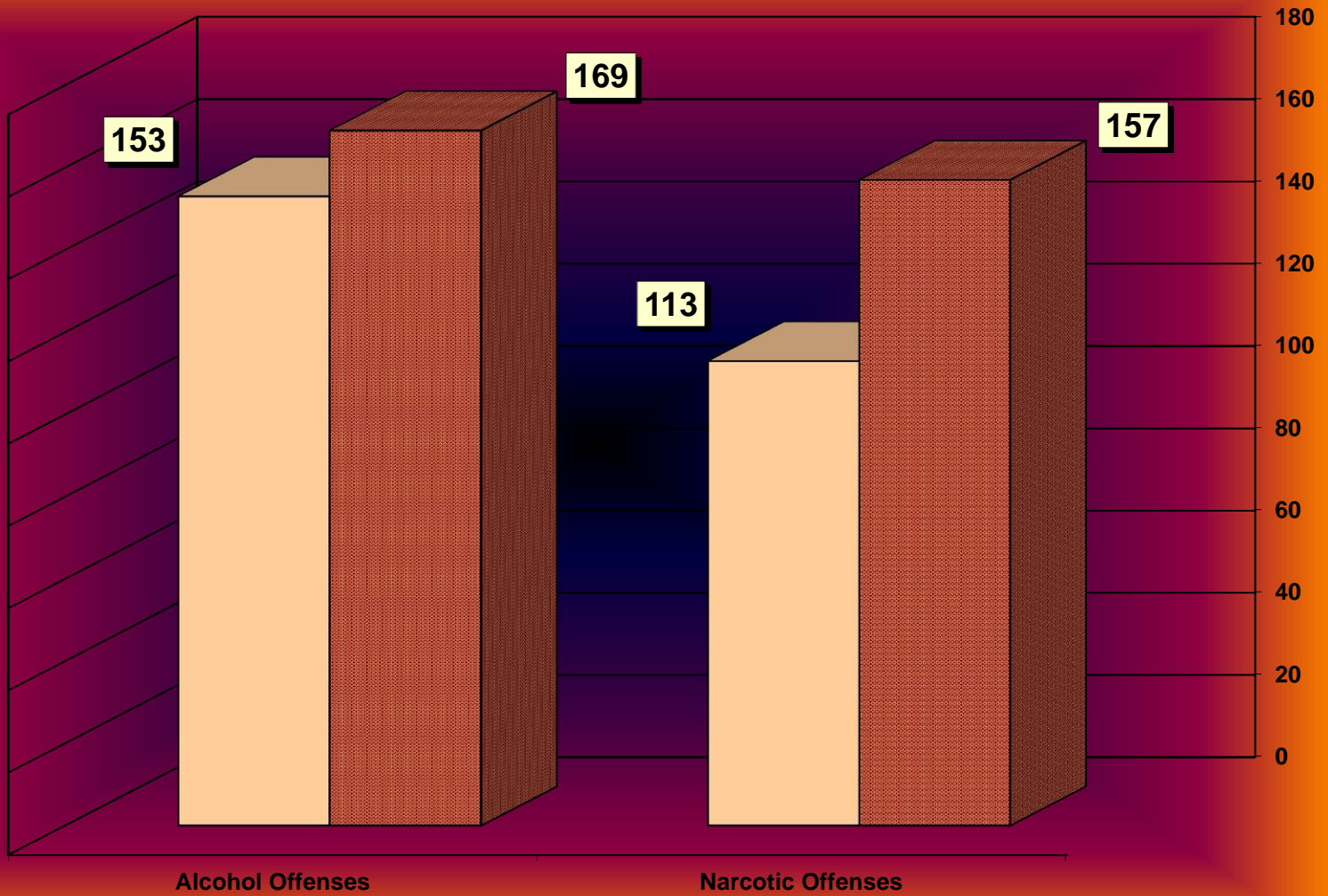
SERVICE & NON-SERVICE REQUESTS 2017 - 2018



TRAFFIC CITATIONS 2017-2018



NARCOTIC / ALCOHOL OFFENSES 2017 - 2018



■ 2018 YTD
□ 2017 YTD

Department Actions

