

MANTECA POLICE DEPARTMENT
MONTHLY CRIME STATISTICS REPORT
SEPTEMBER 2018

Part One Crime Offenses		This Month Last Year	% Change Month/Month 2018- 2017	2018 Cleared Offenses YTD	2018 Clearance RATE YTD	2018 Offenses YTD	2017 Offenses YTD	% Change YTD/YTD 2018 - 2017	2017 Cleared Offenses YTD	2017 Clearance RATE YTD
Homicide	0	0	N/C	0	N/C	0	3	-100.00%	1	33%
Rape/Unlawful Interc	0	2	-100.00%	1	13%	8	12	-33.33%	3	25%
Robbery	3	12	-75.00%	25	36%	69	77	-10.39%	17	22%
Aggravated Assault	9	14	-35.71%	38	44%	87	87	0.00%	48	55%
Commercial Burglary	8	9	-11.11%	9	7%	122	82	48.78%	7	9%
Residential Burglary	11	9	22.22%	14	11%	126	133	-5.26%	9	7%
Other Burglary	4	1	300.00%	2	4%	48	17	182.35%	3	18%
Auto Burglary	46	56	-17.86%	6	2%	363	372	-2.42%	4	1%
Grand Theft	24	13	84.62%	6	4%	143	97	47.42%	7	7%
Vehicle Theft	28	35	-20.00%	46	17%	276	231	19.48%	32	14%
Arson	3	3	0.00%	2	14%	14	13	7.69%	2	15%
All Other Felonies	52	56	-7.14%	228	61%	371	342	8.48%	222	65%
Total Felonies	188	210	-10.48%	377	23%	1627	1466	10.98%	355	24%
Total Burglaries	69	75	-8.00%	31	5%	659	604	9.11%	23	4%
Misdemeanor Offenses	Current Month	This Month Last Year	% Change Month/Month 2018 - 2017	2018 Cleared Offenses YTD	2018 Clearance RATE YTD	2018 Offenses YTD	2017 Offenses YTD	% Change YTD/YTD 2018 - 2017	2017 Cleared Offenses YTD	2017 Clearance RATE YTD
Misdemeanor Thefts	57	65	-12.31%	101	16%	622	599	3.84%	132	22%
All Other Misdemeanors	205	230	-10.87%	1166	64%	1831	1634	12.06%	1147	70%
Total Misdemeanors	262	295	-11.19%	1267	52%	2453	2233	9.85%	1279	57%
Miscellaneous Offenses	Current Month	This Month Last Year	% Change Month/Month 2018 - 2017	2018 Cleared Offenses YTD	2018 Clearance RATE YTD	2018 Offenses YTD	2017 Offenses YTD	% Change YTD/YTD 2018 - 2017	2017 Cleared Offenses YTD	2017 Clearance RATE YTD
Total Narcotic Offenses	25	20	25.00%	167	92%	182	133	36.84%	129	97%
Total Alcohol Offenses	28	18	55.56%	194	98%	197	171	15.20%	169	99%
Total Domestic Violence	32	37	-13.51%	222	67%	329	283	16.25%	261	92%
Total Fraud/Forgery	19	25	-24.00%	20	9%	226	223	1.35%	22	10%
Total Vehicle Abatements	0	2	-100.00%	0	N/C	0	5	-100.00%	3	60%
	104	102	1.96%	603	65%	934	815	14.60%	584	72%
*N.C. - not calculable	*N/C - no change									
Chief _____										
						0				

MANTECA POLICE DEPARTMENT
MONTHLY CRIME STATISTICS REPORT
SEPTEMBER 2018

Non-Criminal Reports & Services	Current Month	2018 YTD	2017 YTD	% Change YTD/YTD 2018 - 2017
Non-Criminal Reports	225	1981	1835	7.96%
Service Requests	4425	33556	32033	4.75%
Written Reports	682	6117	5685	7.60%
Criminal Complaint Requests	239	1640	1395	17.56%
Warrants Served	62	1225	1256	-2.47%

Property Value	Current Month	2018 YTD	2017 YTD	% Change YTD/YTD 2018 - 2017
Property Stolen	\$415,804.00	\$4,064,312.00	\$3,473,129.00	17.02%
Property Recovered	\$167,684.00	\$1,812,597.00	\$1,444,333.00	25.50%
% Property Value Recovered	40.33%	44.60%	41.59%	7.24%

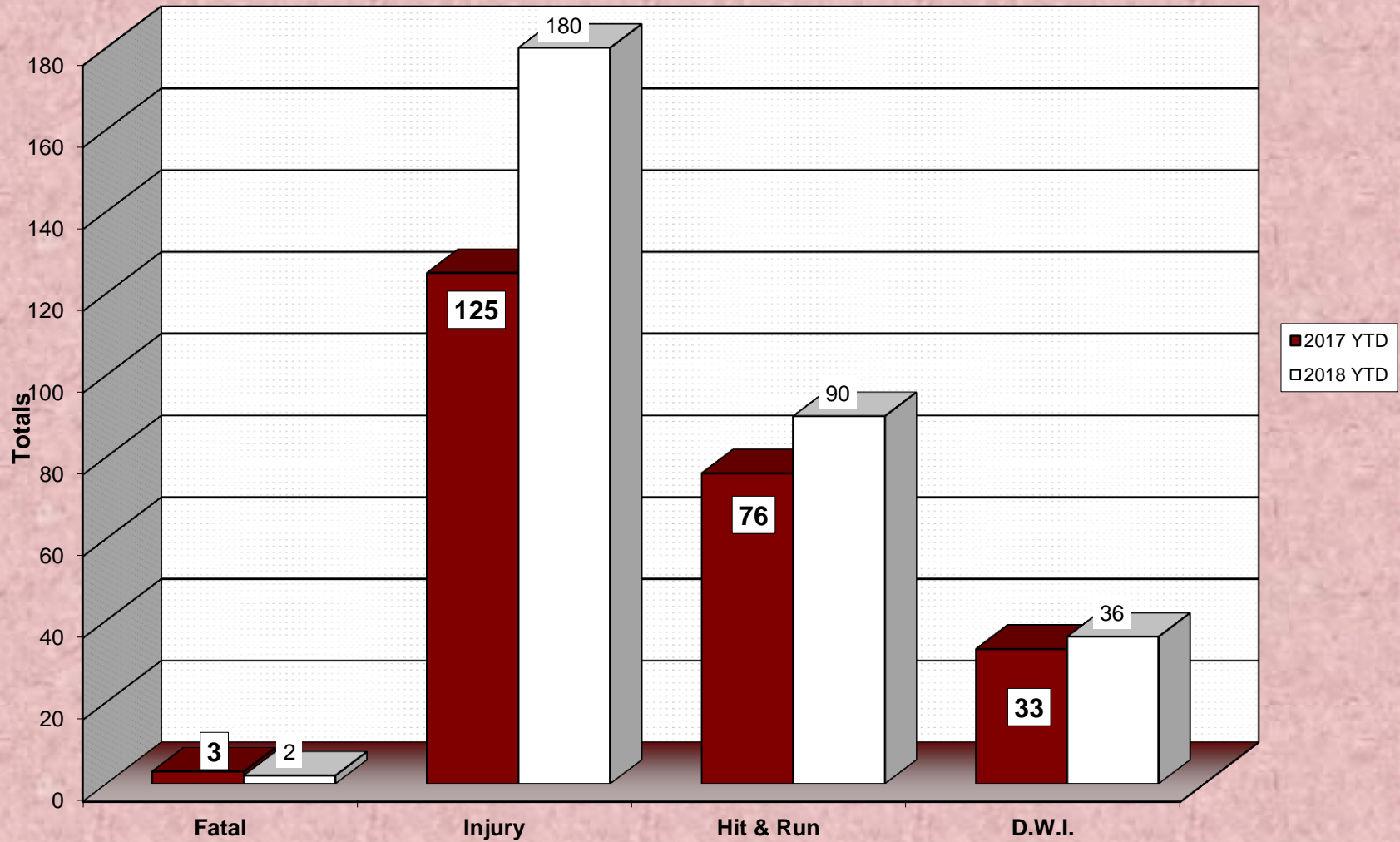
Accidents	Current Month	2018 YTD	2017 YTD	% Change YTD/YTD 2018 - 2017
Total Accidents	81	688	666	3.30%
Property Damage Only	55	505	547	-7.68%
Fatal	0	2	3	-33.33%
Injury	26	180	125	44.00%
Hit & Run	17	90	76	18.42%
D.W.I.	2	36	33	9.09%

Arrests	Current Month	2018 YTD	2017 YTD	% Change YTD/YTD 2018 - 2017
Adult Arrests	199	1635	1548	5.62%
Juvenile Arrests	4	67	74	-9.46%
Total Arrests	203	1702	1622	4.93%

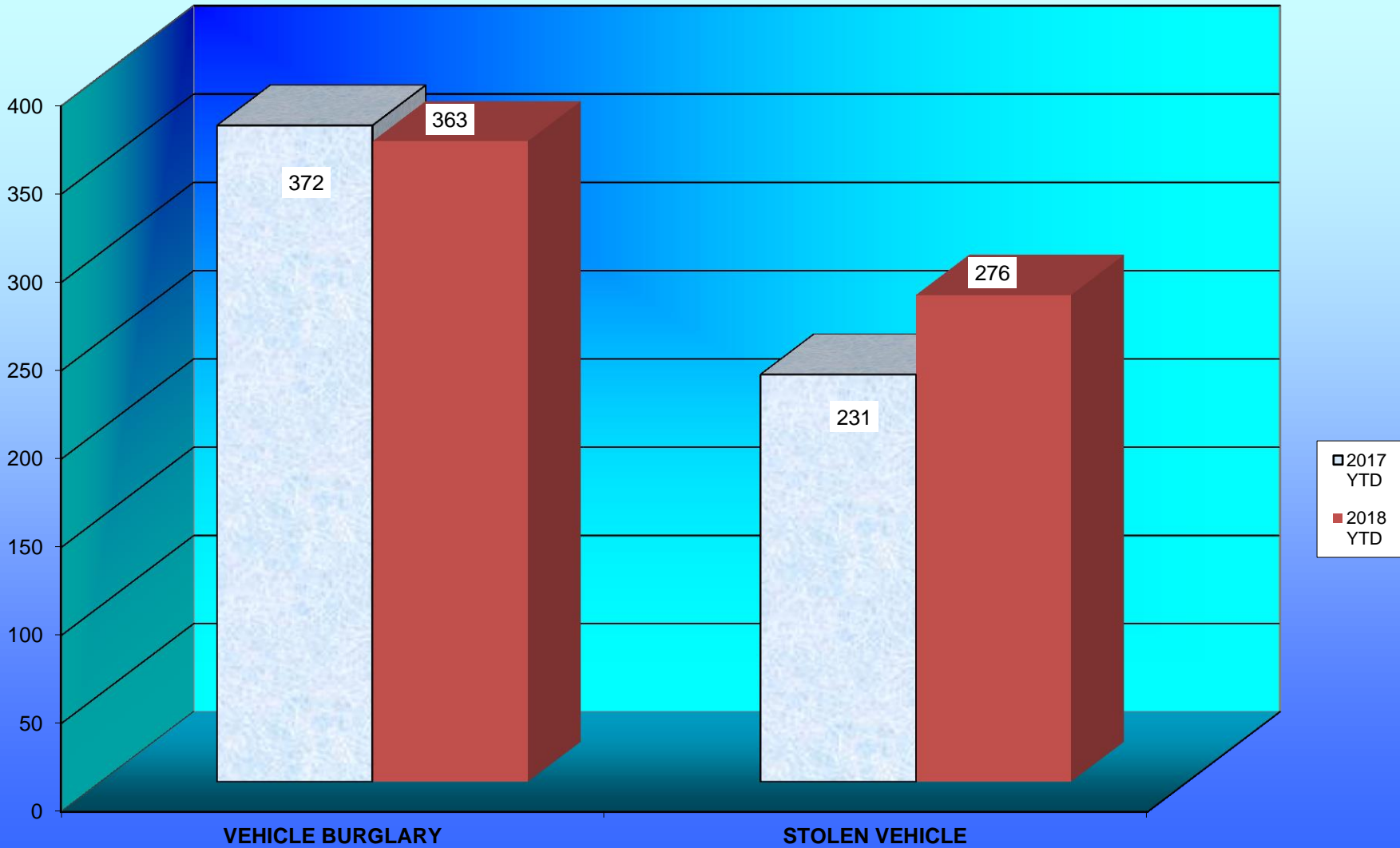
Citations	Current Month	2018 YTD	2017 YTD	% Change YTD/YTD 2018 - 2017
Total Citation Violations	554	3,407	2,851	19.50%
D.W.I Violations	18	105	93	12.90%
Moving Violations	206	1,096	847	29.40%
Non-Moving Violations	164	1,120	822	36.25%
Child Restraint Violations	1	7	6	16.67%
Seat Belt Violations	12	60	51	17.65%
All Other Violations	149	1,002	1,009	-0.69%
Parking Violations	175	1,024	1,211	-15.44%

Department Actions	Current Month	2018 YTD	2017 YTD	% Change YTD/YTD 2018 - 2017
Pursuits	2	27	16	68.75%
Use of Force	2	16	16	0.00%

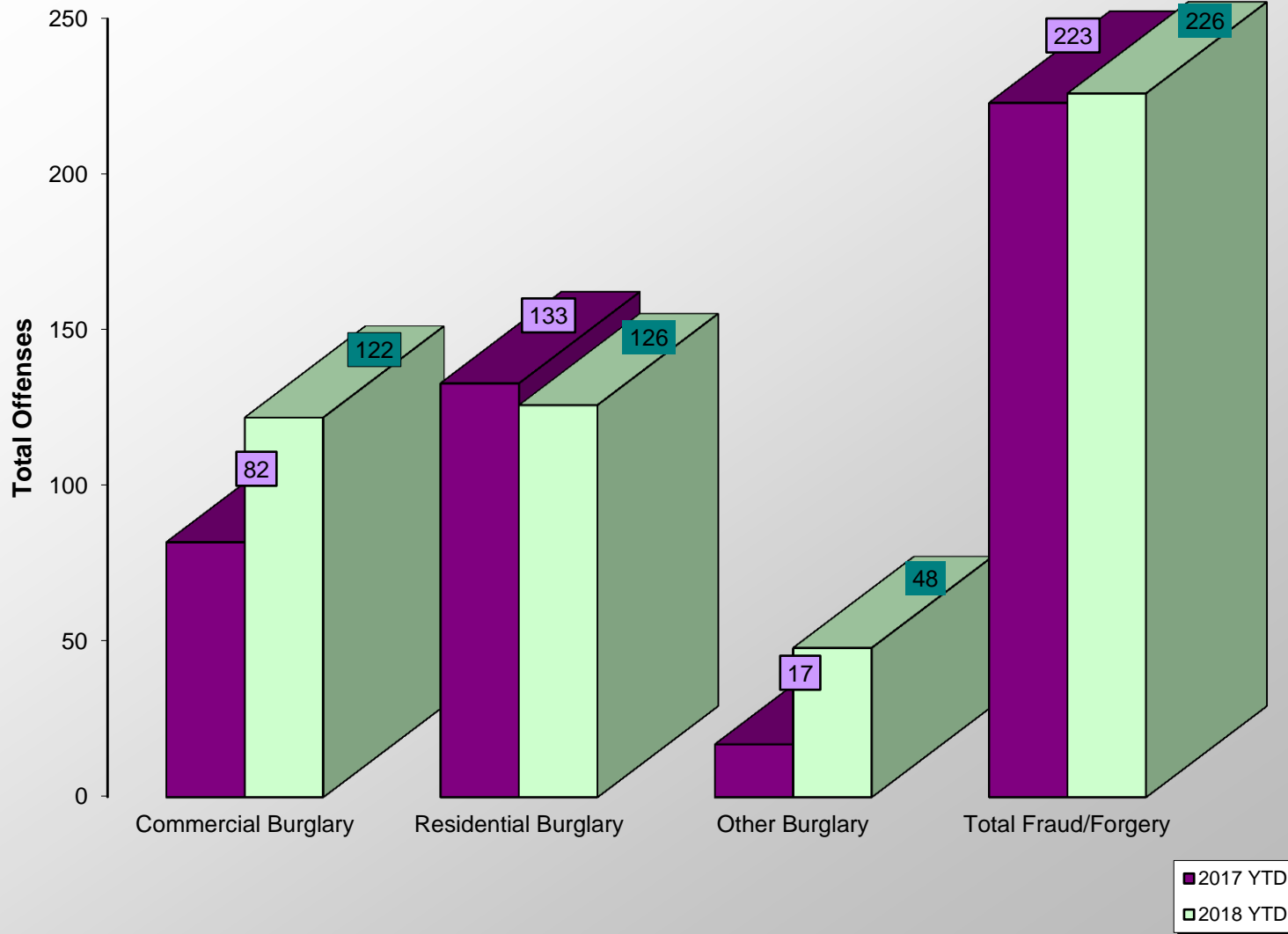
ACCIDENT COMPARISON 2017 - 2018 Year to Date



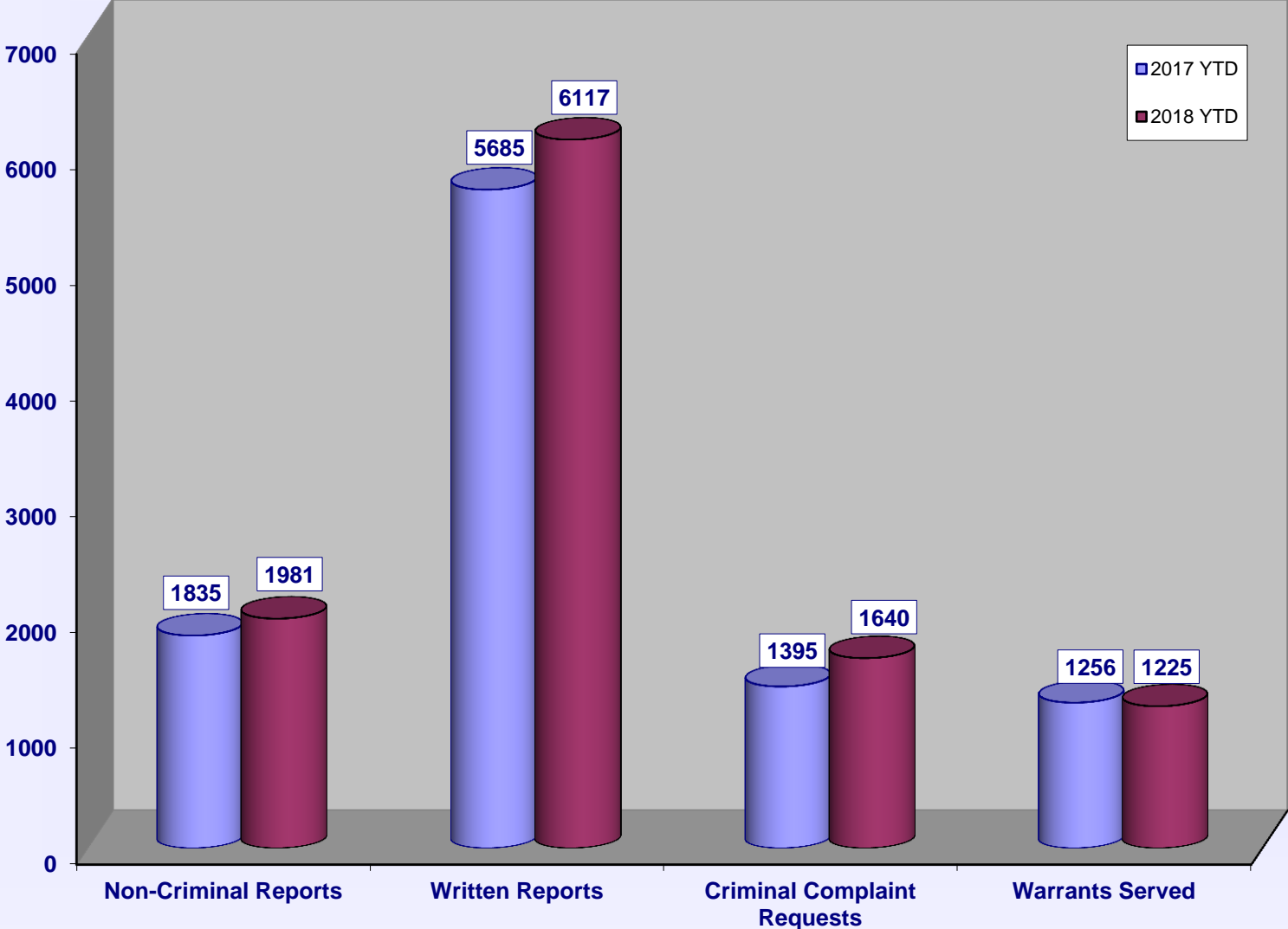
VEHICLE THEFTS



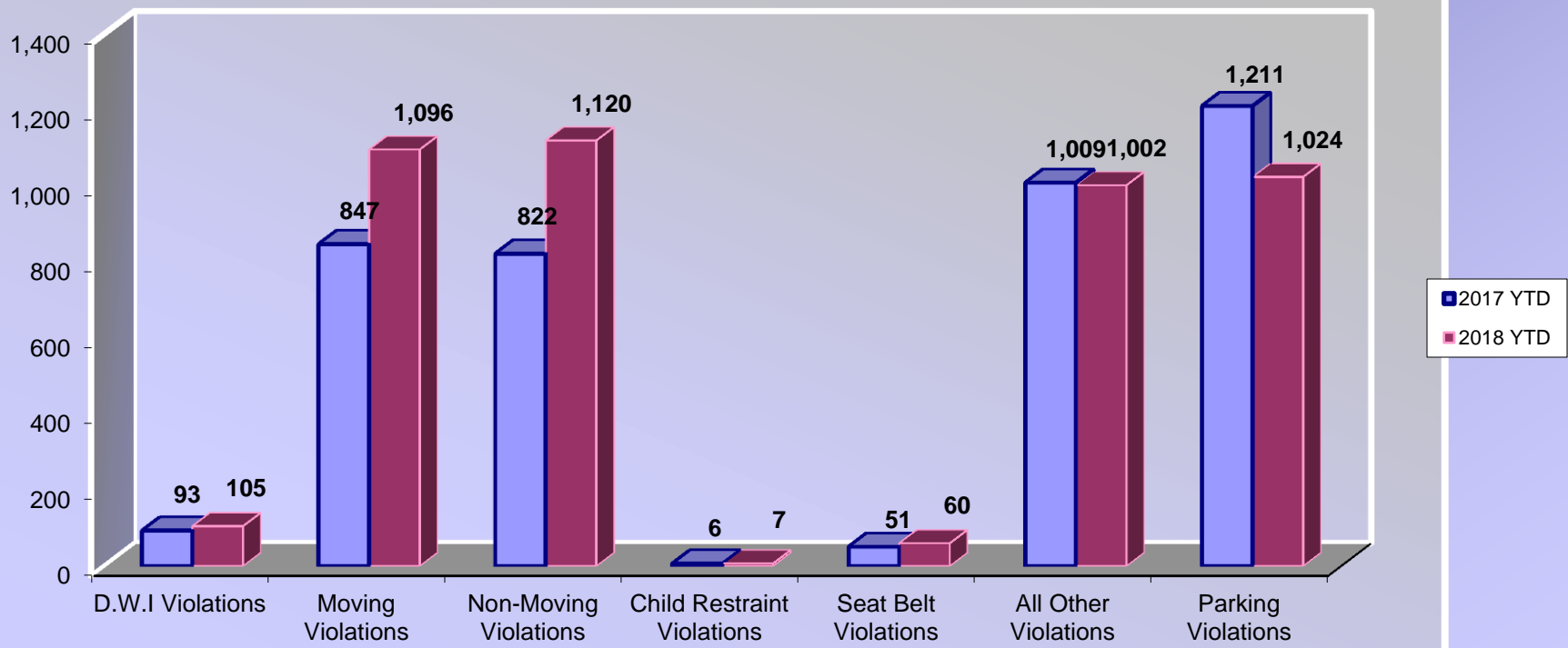
BURGLARIES 2017 - 2018 Year to Date



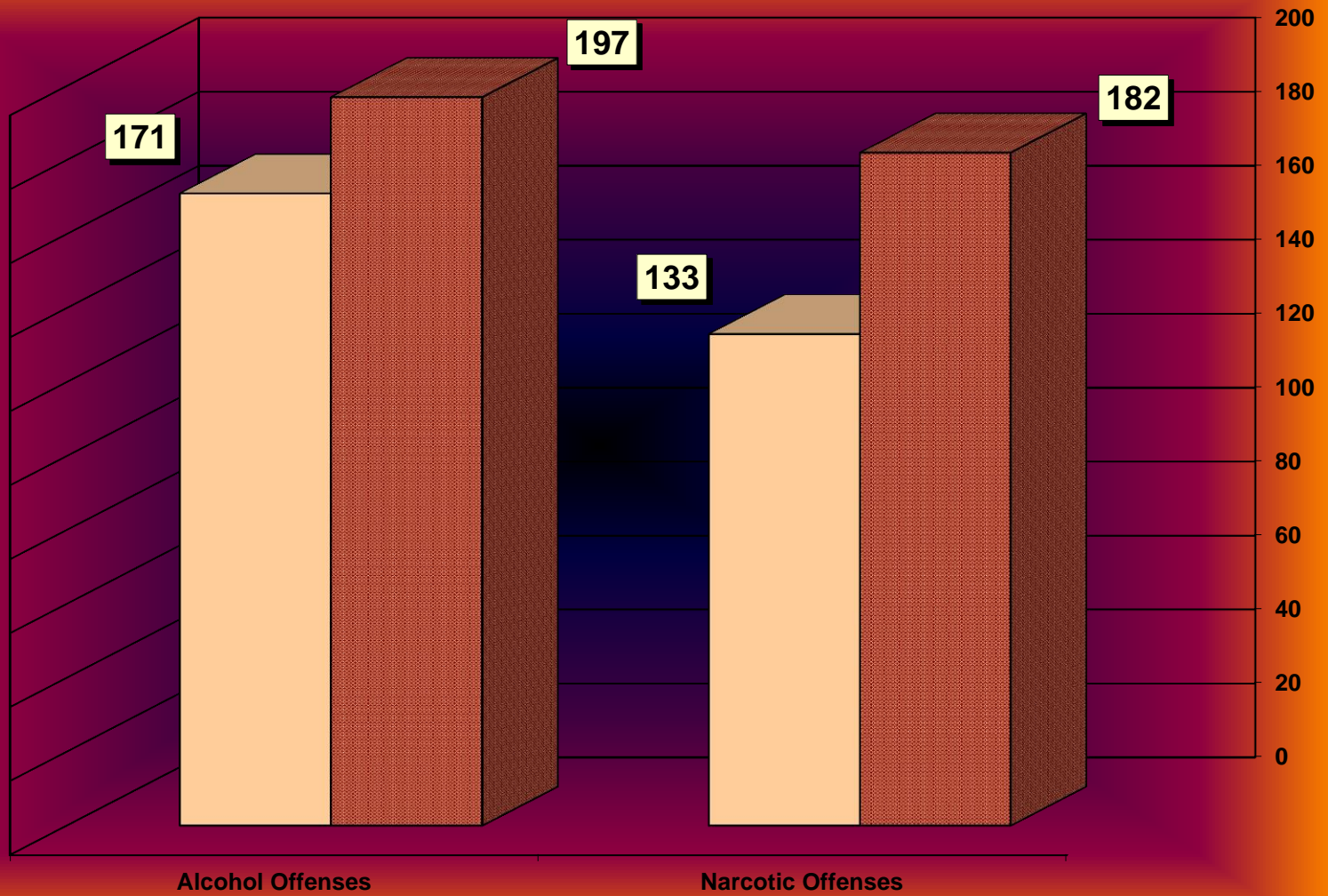
SERVICE & NON-SERVICE REQUESTS 2017 - 2018



TRAFFIC CITATIONS 2017-2018



NARCOTIC / ALCOHOL OFFENSES 2017 - 2018



■ 2018 YTD
□ 2017 YTD

Department Actions

