

MANTECA POLICE DEPARTMENT
MONTHLY CRIME STATISTICS REPORT
NOVEMBER 2018

Part One Crime Offenses	Current Month	This Month Last Year	% Change Month/Month 2018- 2017	2018 Cleared Offenses YTD	2018 Clearance RATE YTD	2018 Offenses YTD	2017 Offenses YTD	% Change YTD/YTD 2018 - 2017	2017 Cleared Offenses YTD	2017 Clearance RATE YTD
Homicide	0	1	-100.00%	0	N/C	0	5	-100.00%	4	80%
Rape/Unlawful Interc	2	1	100.00%	3	19%	16	16	0.00%	4	25%
Robbery	10	1	900.00%	36	39%	93	81	14.81%	25	31%
Aggravated Assault	9	6	50.00%	56	51%	110	100	10.00%	53	53%
Commercial Burglary	14	9	55.56%	15	10%	147	96	53.13%	9	9%
Residential Burglary	10	11	-9.09%	19	13%	150	161	-6.83%	9	6%
Other Burglary	3	3	0.00%	2	4%	55	20	175.00%	3	15%
Auto Burglary	42	46	-8.70%	10	2%	430	468	-8.12%	4	1%
Grand Theft	10	16	-37.50%	10	6%	166	125	32.80%	7	6%
Vehicle Theft	27	36	-25.00%	52	16%	334	294	13.61%	41	14%
Arson	1	0	N.C.	2	13%	15	13	15.38%	2	15%
All Other Felonies	34	40	-15.00%	266	60%	442	432	2.31%	282	65%
Total Felonies	162	170	-4.71%	471	24%	1958	1811	8.12%	443	24%
Total Burglaries	69	69	0.00%	46	6%	782	745	4.97%	25	3%
Misdemeanor Offenses	Current Month	This Month Last Year	% Change Month/Month 2018 - 2017	2018 Cleared Offenses YTD	2018 Clearance RATE YTD	2018 Offenses YTD	2017 Offenses YTD	% Change YTD/YTD 2018 - 2017	2017 Cleared Offenses YTD	2017 Clearance RATE YTD
Misdemeanor Thefts	66	72	-8.33%	122	16%	754	734	2.72%	167	23%
All Other Misdemeanors	154	181	-14.92%	1438	66%	2187	2027	7.89%	1440	71%
Total Misdemeanors	220	253	-13.04%	1560	53%	2941	2761	6.52%	1607	58%
Miscellaneous Offenses	Current Month	This Month Last Year	% Change Month/Month 2018 - 2017	2018 Cleared Offenses YTD	2018 Clearance RATE YTD	2018 Offenses YTD	2017 Offenses YTD	% Change YTD/YTD 2018 - 2017	2017 Cleared Offenses YTD	2017 Clearance RATE YTD
Total Narcotic Offenses	15	19	-21.05%	197	92%	215	170	26.47%	166	98%
Total Alcohol Offenses	17	20	-15.00%	227	99%	230	224	2.68%	222	99%
Total Domestic Violence	24	29	-17.24%	271	70%	388	345	12.46%	314	91%
Total Fraud/Forgery	16	17	-5.88%	27	10%	266	275	-3.27%	29	11%
Total Vehicle Abatements	0	0	N/C	0	N/C	0	6	-100.00%	6	100%
	72	85	-15.29%	722	66%	1099	1020	7.75%	737	72%
*N.C. - not calculable	*N/C - no change									
Chief _____										
						0				

MANTECA POLICE DEPARTMENT
MONTHLY CRIME STATISTICS REPORT
NOVEMBER 2018

Non-Criminal Reports & Services	Current Month	2018 YTD	2017 YTD	% Change YTD/YTD 2018 - 2017
Non-Criminal Reports	181	2414	2242	7.67%
Service Requests	4044	41895	38940	7.59%
Written Reports	555	7349	6988	5.17%
Criminal Complaint Requests	179	2010	1749	14.92%
Warrants Served	119	1476	1513	-2.45%

Property Value	Current Month	2018 YTD	2017 YTD	% Change YTD/YTD 2018 - 2017
Property Stolen	\$491,777.00	\$4,878,357.00	\$4,383,077.00	11.30%
Property Recovered	\$89,922.00	\$2,080,309.00	\$1,858,412.00	11.94%
% Property Value Recovered	18.29%	42.64%	42.40%	0.58%

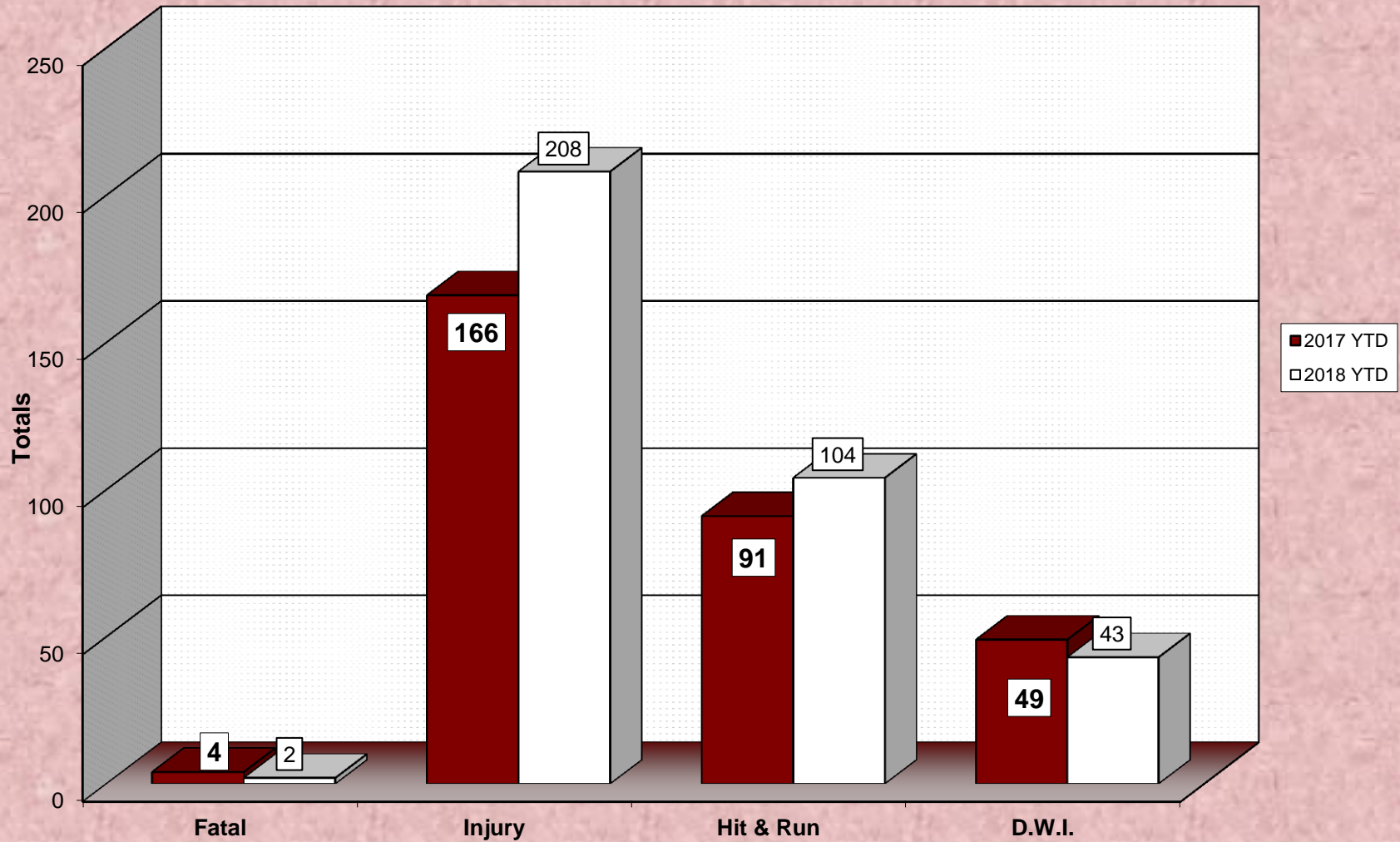
Accidents	Current Month	2018 YTD	2017 YTD	% Change YTD/YTD 2018 - 2017
Total Accidents	92	856	861	-0.58%
Property Damage Only	80	645	700	-7.86%
Fatal	0	2	4	-50.00%
Injury	12	208	166	25.30%
Hit & Run	4	104	91	14.29%
D.W.I.	5	43	49	-12.24%

Arrests	Current Month	2018 YTD	2017 YTD	% Change YTD/YTD 2018 - 2017
Adult Arrests	139	1948	1904	2.31%
Juvenile Arrests	6	84	91	-7.69%
Total Arrests	145	2032	1995	1.85%

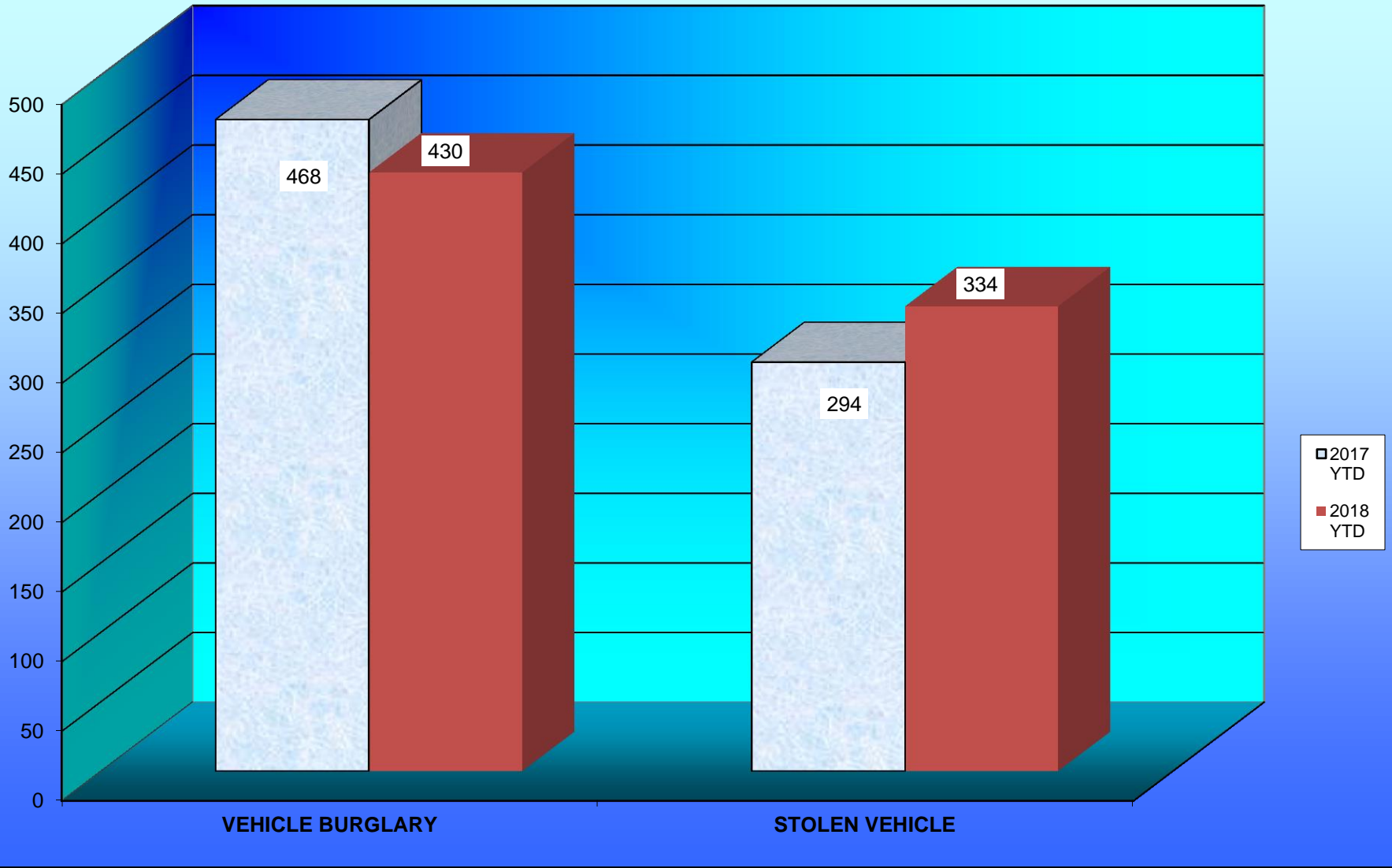
Citations	Current Month	2018 YTD	2017 YTD	% Change YTD/YTD 2018 - 2017
Total Citation Violations	334	4,154	3,553	16.92%
D.W.I Violations	10	121	120	0.83%
Moving Violations	104	1,336	1,049	27.36%
Non-Moving Violations	143	1,425	1,066	33.68%
Child Restraint Violations	0	7	9	-22.22%
Seat Belt Violations	2	65	57	14.04%
All Other Violations	68	1,173	1,215	-3.46%
Parking Violations	81	1,282	1,536	-16.54%

Department Actions	Current Month	2018 YTD	2017 YTD	% Change YTD/YTD 2018 - 2017
Pursuits	4	36	17	111.76%
Use of Force	1	19	17	11.76%

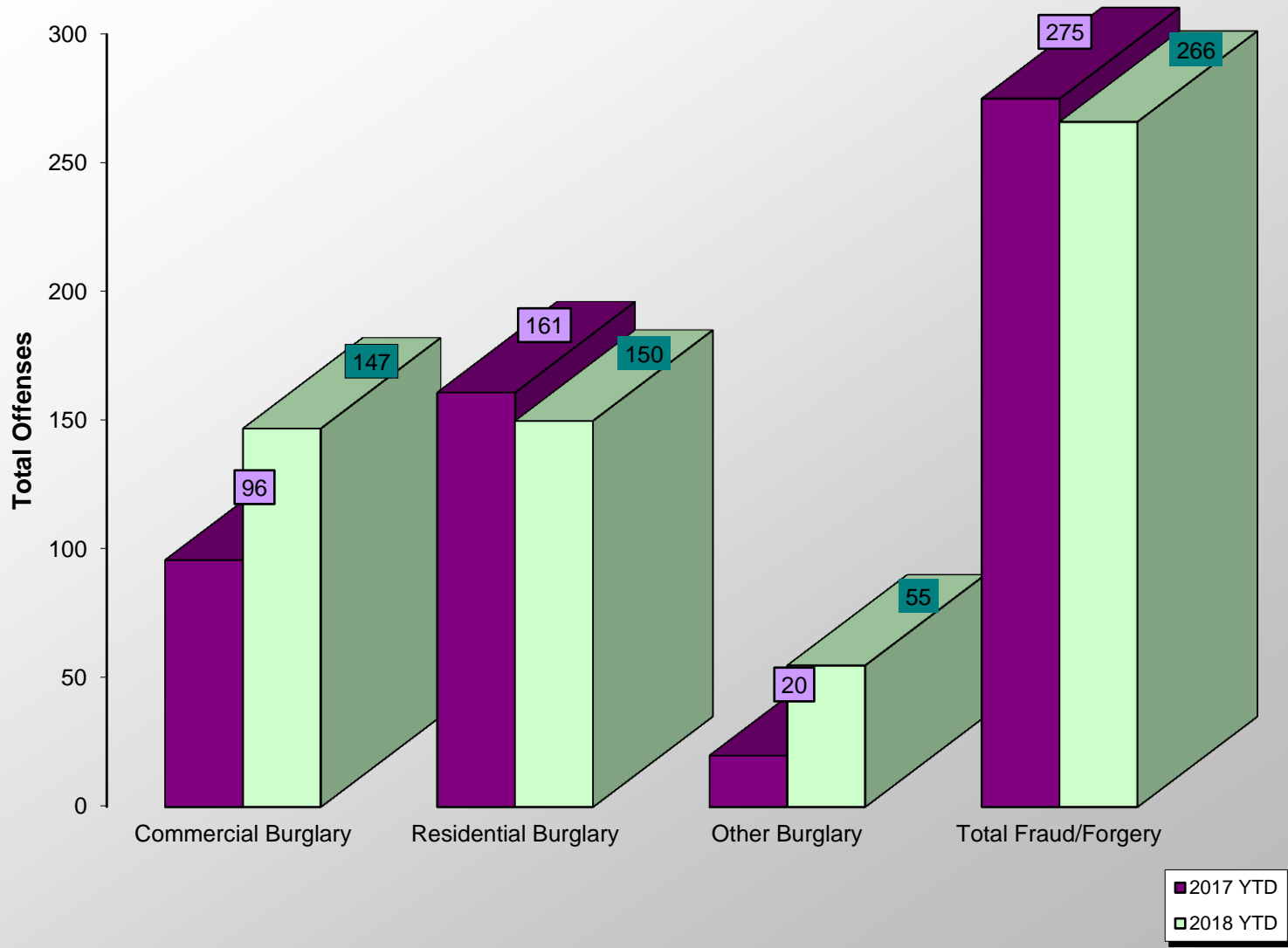
ACCIDENT COMPARISON 2017 - 2018 Year to Date



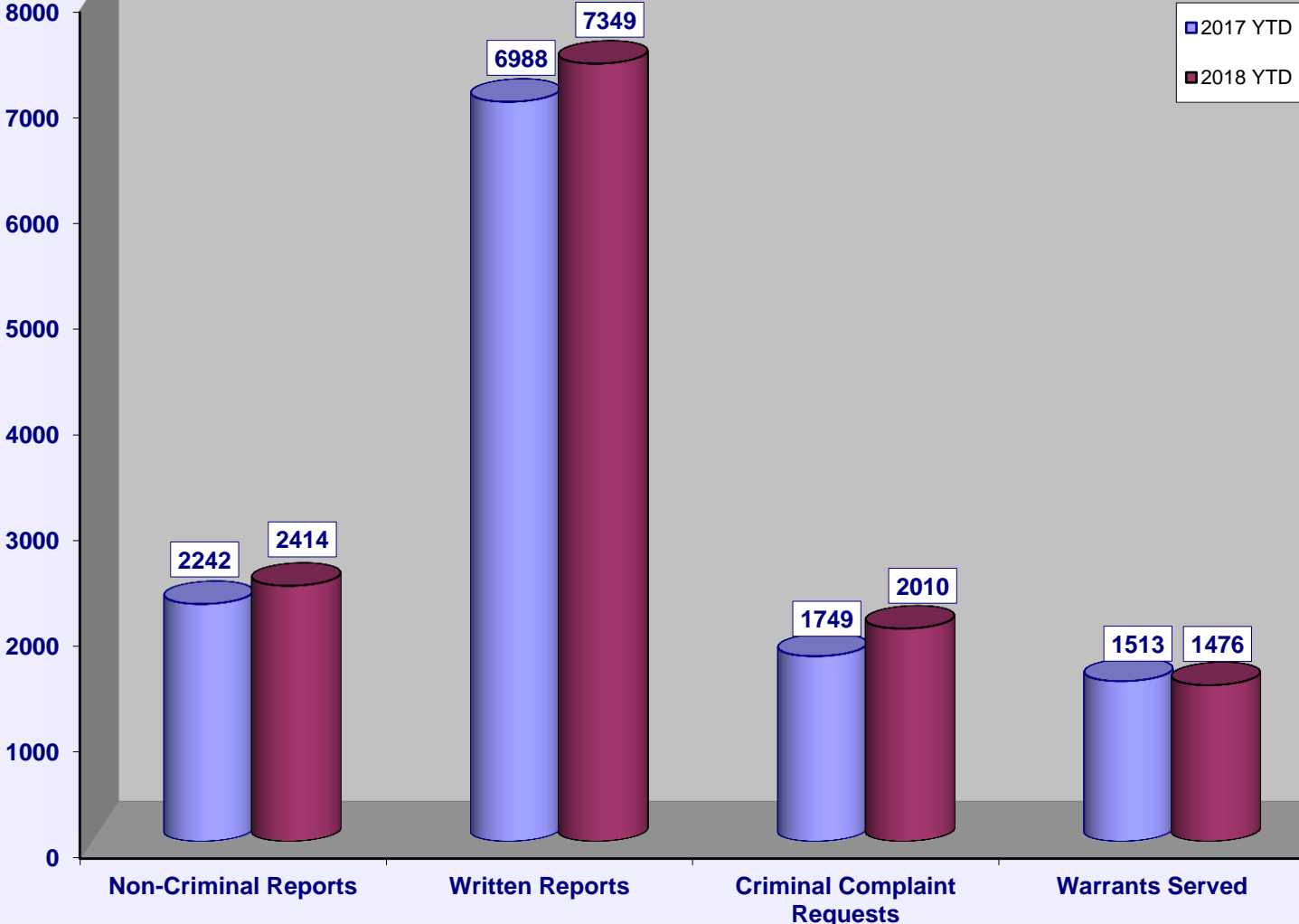
VEHICLE THEFTS



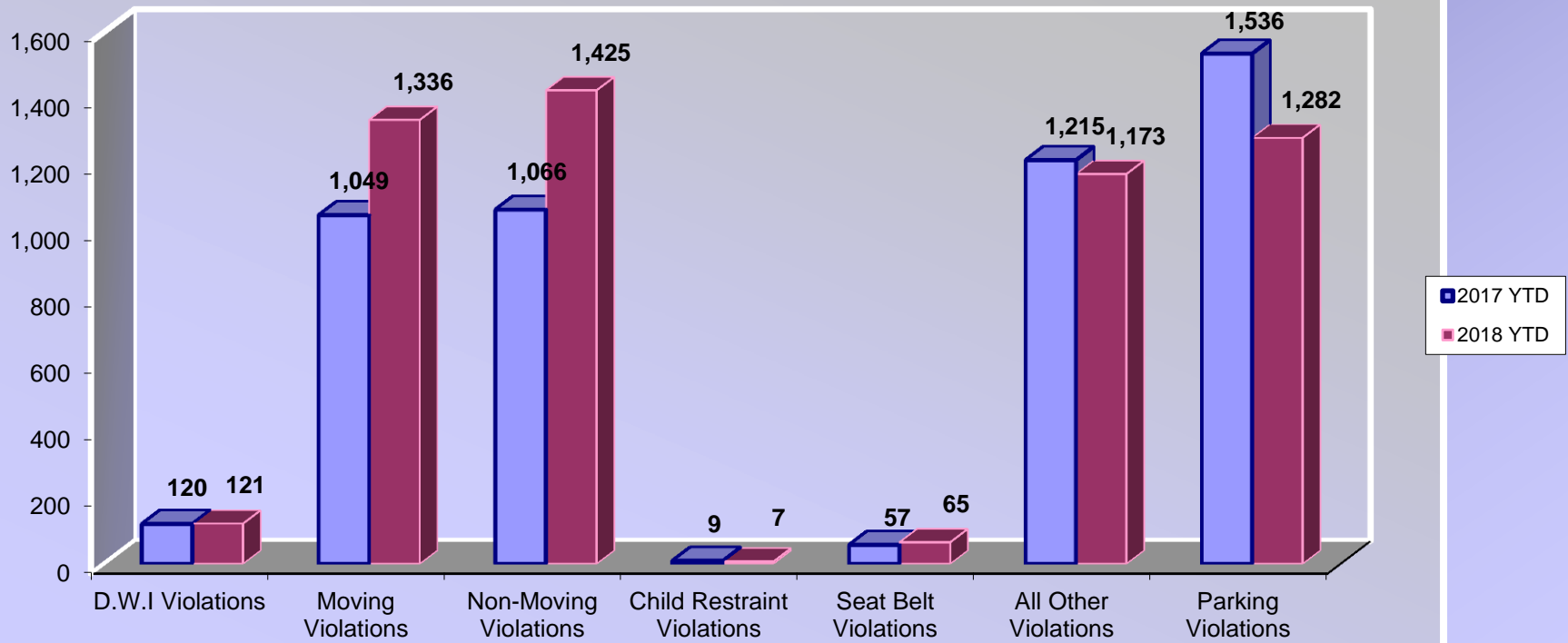
BURGLARIES 2017 - 2018 Year to Date



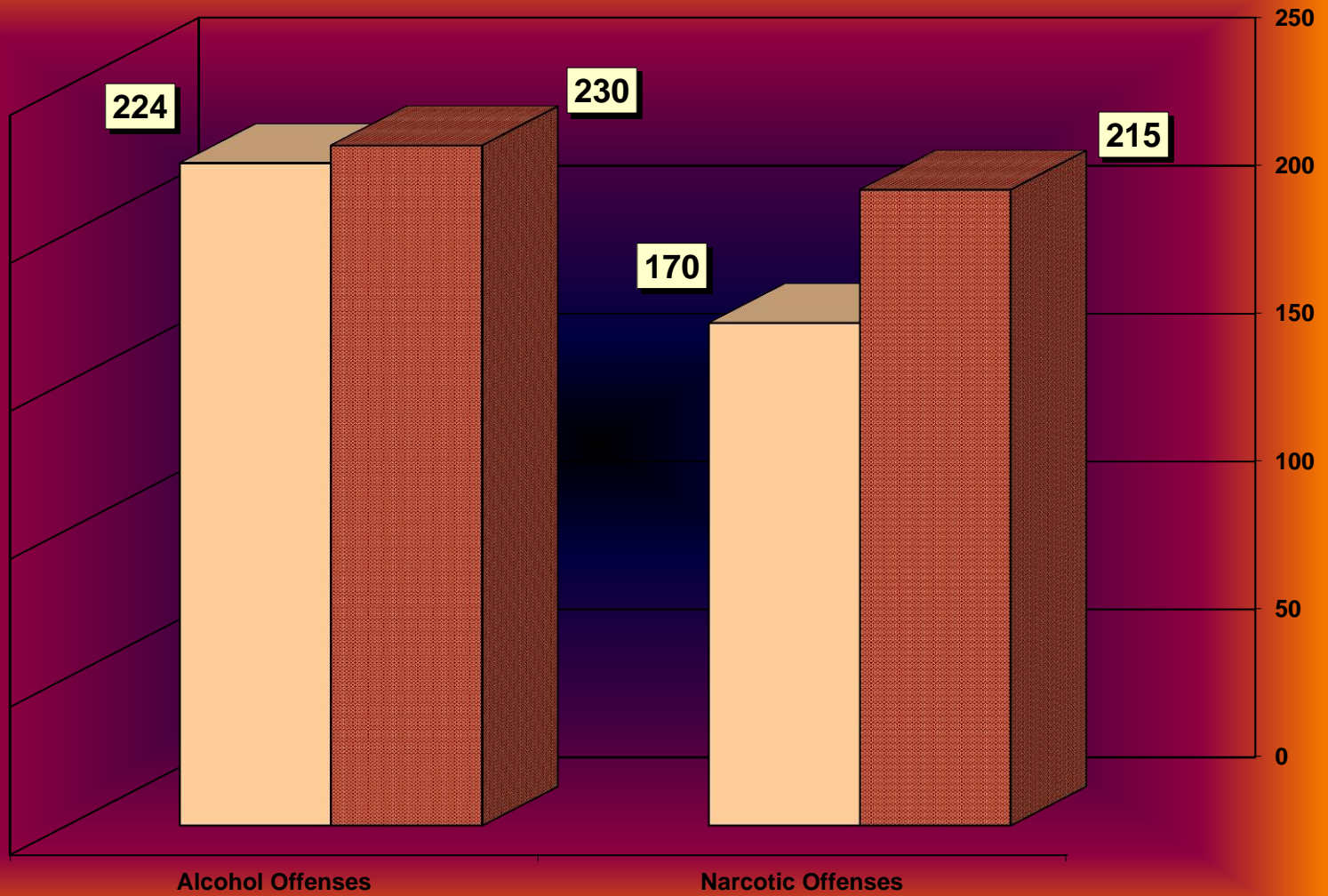
SERVICE & NON-SERVICE REQUESTS 2017 - 2018



TRAFFIC CITATIONS 2017-2018



NARCOTIC / ALCOHOL OFFENSES 2017 - 2018



■ 2018 YTD
□ 2017 YTD

Department Actions

