

MANTECA POLICE DEPARTMENT
MONTHLY CRIME STATISTICS REPORT
DECEMBER 2018

Part One Crime Offenses	Current Month	This Month Last Year	% Change Month/Month 2018- 2017	2018 Cleared Offenses YTD	2018 Clearance RATE YTD	2018 Offenses YTD	2017 Offenses YTD	% Change YTD/YTD 2018 - 2017	2017 Cleared Offenses YTD	2017 Clearance RATE YTD
Homicide	0	0	N/C	0	N/C	0	5	-100.00%	4	80%
Rape/Unlawful Interc	6	2	200.00%	6	27%	22	18	22.22%	4	22%
Robbery	4	8	-50.00%	44	45%	97	89	8.99%	25	28%
Aggravated Assault	8	11	-27.27%	62	53%	118	111	6.31%	58	52%
Commercial Burglary	15	10	50.00%	15	9%	162	106	52.83%	9	8%
Residential Burglary	13	13	0.00%	20	12%	163	174	-6.32%	10	6%
Other Burglary	6	2	200.00%	2	3%	61	22	177.27%	3	14%
Auto Burglary	48	37	29.73%	11	2%	478	505	-5.35%	4	1%
Grand Theft	17	17	0.00%	12	7%	183	142	28.87%	9	6%
Vehicle Theft	47	28	67.86%	60	16%	381	322	18.32%	50	16%
Arson	0	1	-100.00%	2	13%	15	14	7.14%	2	14%
All Other Felonies	45	29	55.17%	303	62%	487	461	5.64%	304	66%
Total Felonies	209	158	32.28%	537	25%	2167	1969	10.06%	482	24%
Total Burglaries	82	62	32.26%	48	6%	864	807	7.06%	26	3%
Misdemeanor Offenses	Current Month	This Month Last Year	% Change Month/Month 2018 - 2017	2018 Cleared Offenses YTD	2018 Clearance RATE YTD	2018 Offenses YTD	2017 Offenses YTD	% Change YTD/YTD 2018 - 2017	2017 Cleared Offenses YTD	2017 Clearance RATE YTD
Misdemeanor Thefts	96	59	62.71%	135	16%	850	793	7.19%	183	23%
All Other Misdemeanors	170	180	-5.56%	1552	66%	2357	2207	6.80%	1572	71%
Total Misdemeanors	266	239	11.30%	1687	53%	3207	3000	6.90%	1755	59%
Miscellaneous Offenses	Current Month	This Month Last Year	% Change Month/Month 2018 - 2017	2018 Cleared Offenses YTD	2018 Clearance RATE YTD	2018 Offenses YTD	2017 Offenses YTD	% Change YTD/YTD 2018 - 2017	2017 Cleared Offenses YTD	2017 Clearance RATE YTD
Total Narcotic Offenses	23	13	76.92%	217	91%	238	183	30.05%	179	98%
Total Alcohol Offenses	27	18	50.00%	253	98%	257	242	6.20%	240	99%
Total Domestic Violence	19	42	-54.76%	287	71%	407	387	5.17%	347	90%
Total Fraud/Forgery	29	26	11.54%	29	10%	295	301	-1.99%	33	11%
Total Vehicle Abatements	0	0	N/C	0	N/C	0	6	-100.00%	6	100%
	98	99	-1.01%	786	66%	1197	1119	6.97%	805	72%
*N.C. - not calculable	*N/C - no change									
Chief _____										
						0				

MANTECA POLICE DEPARTMENT
MONTHLY CRIME STATISTICS REPORT
DECEMBER 2018

Non-Criminal Reports & Services	Current Month	2018 YTD	2017 YTD	% Change YTD/YTD 2018 - 2017
Non-Criminal Reports	198	2612	2448	6.70%
Service Requests	4361	46256	42069	9.95%
Written Reports	657	8006	7600	5.34%
Criminal Complaint Requests	153	2163	1897	14.02%
Warrants Served	134	1610	1683	-4.34%

Property Value	Current Month	2018 YTD	2017 YTD	% Change YTD/YTD 2018 - 2017
Property Stolen	\$445,764.00	\$5,324,421.00	\$4,737,636.00	12.39%
Property Recovered	\$169,442.00	\$2,249,751.00	\$1,946,463.00	15.58%
% Property Value Recovered	38.01%	42.25%	41.09%	2.84%

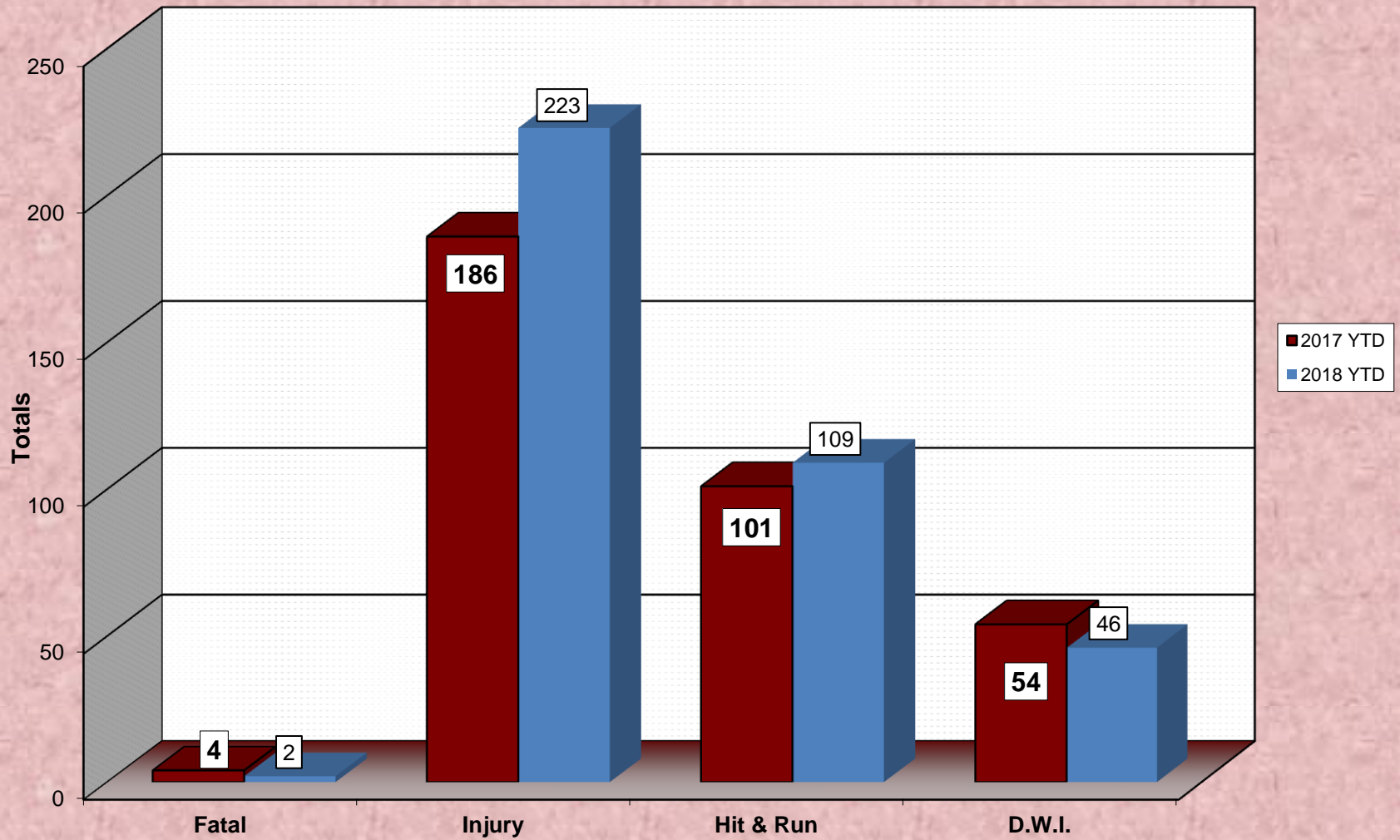
Accidents	Current Month	2018 YTD	2017 YTD	% Change YTD/YTD 2018 - 2017
Total Accidents	73	929	946	-1.80%
Property Damage Only	58	703	764	-7.98%
Fatal	0	2	4	-50.00%
Injury	15	223	186	19.89%
Hit & Run	5	109	101	7.92%
D.W.I.	3	46	54	-14.81%

Arrests	Current Month	2018 YTD	2017 YTD	% Change YTD/YTD 2018 - 2017
Adult Arrests	174	2122	2097	1.19%
Juvenile Arrests	4	88	99	-11.11%
Total Arrests	178	2210	2196	0.64%

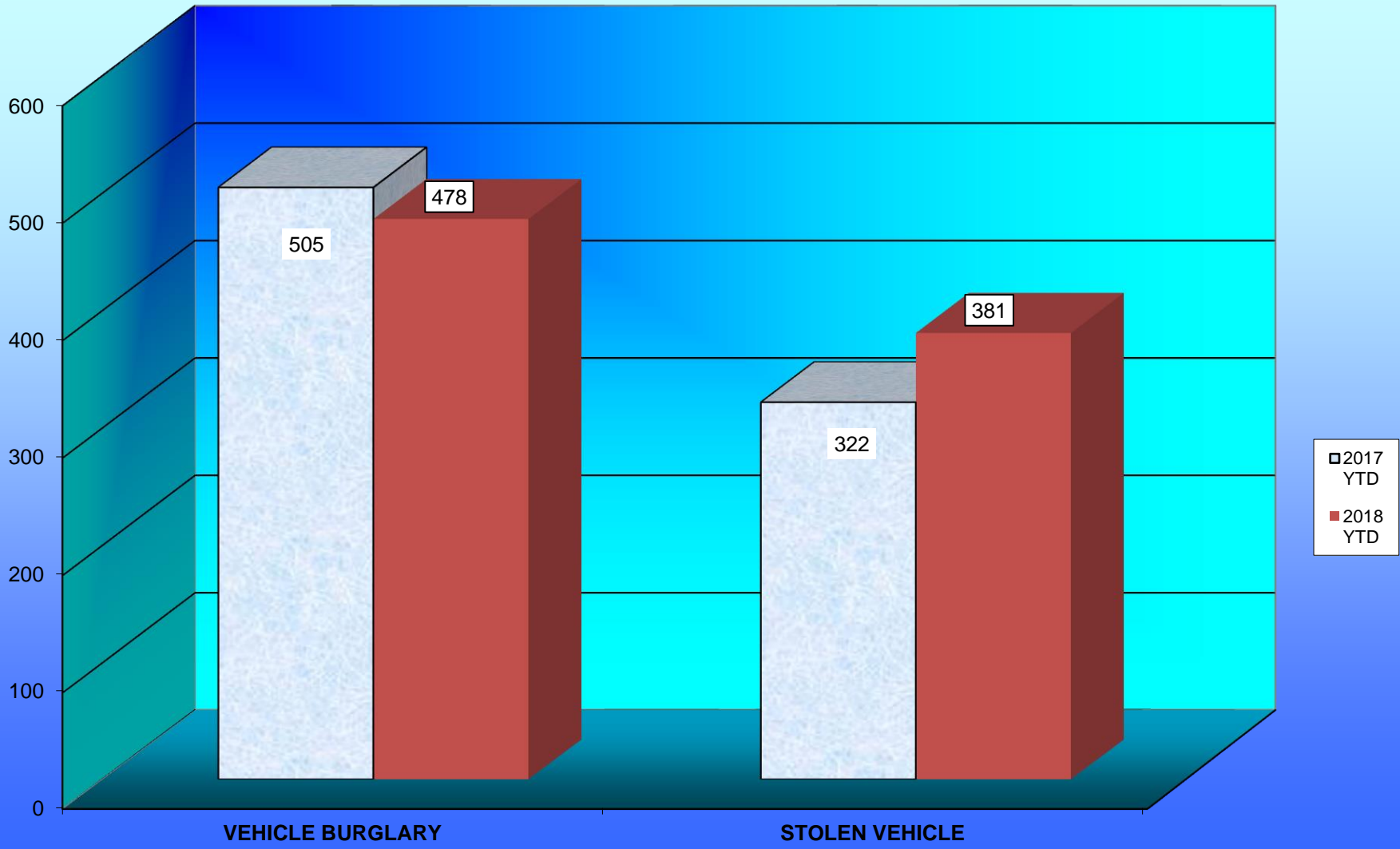
Citations	Current Month	2018 YTD	2017 YTD	% Change YTD/YTD 2018 - 2017
Total Citation Violations	292	4,446	3,882	14.53%
D.W.I Violations	15	136	130	4.62%
Moving Violations	61	1,397	1,155	20.95%
Non-Moving Violations	104	1,529	1,172	30.46%
Child Restraint Violations	1	8	9	-11.11%
Seat Belt Violations	1	66	63	4.76%
All Other Violations	100	1,273	1,313	-3.05%
Parking Violations	87	1,369	1,628	-15.91%

Department Actions	Current Month	2018 YTD	2017 YTD	% Change YTD/YTD 2018 - 2017
Pursuits	2	38	18	111.11%
Use of Force	0	19	17	11.76%

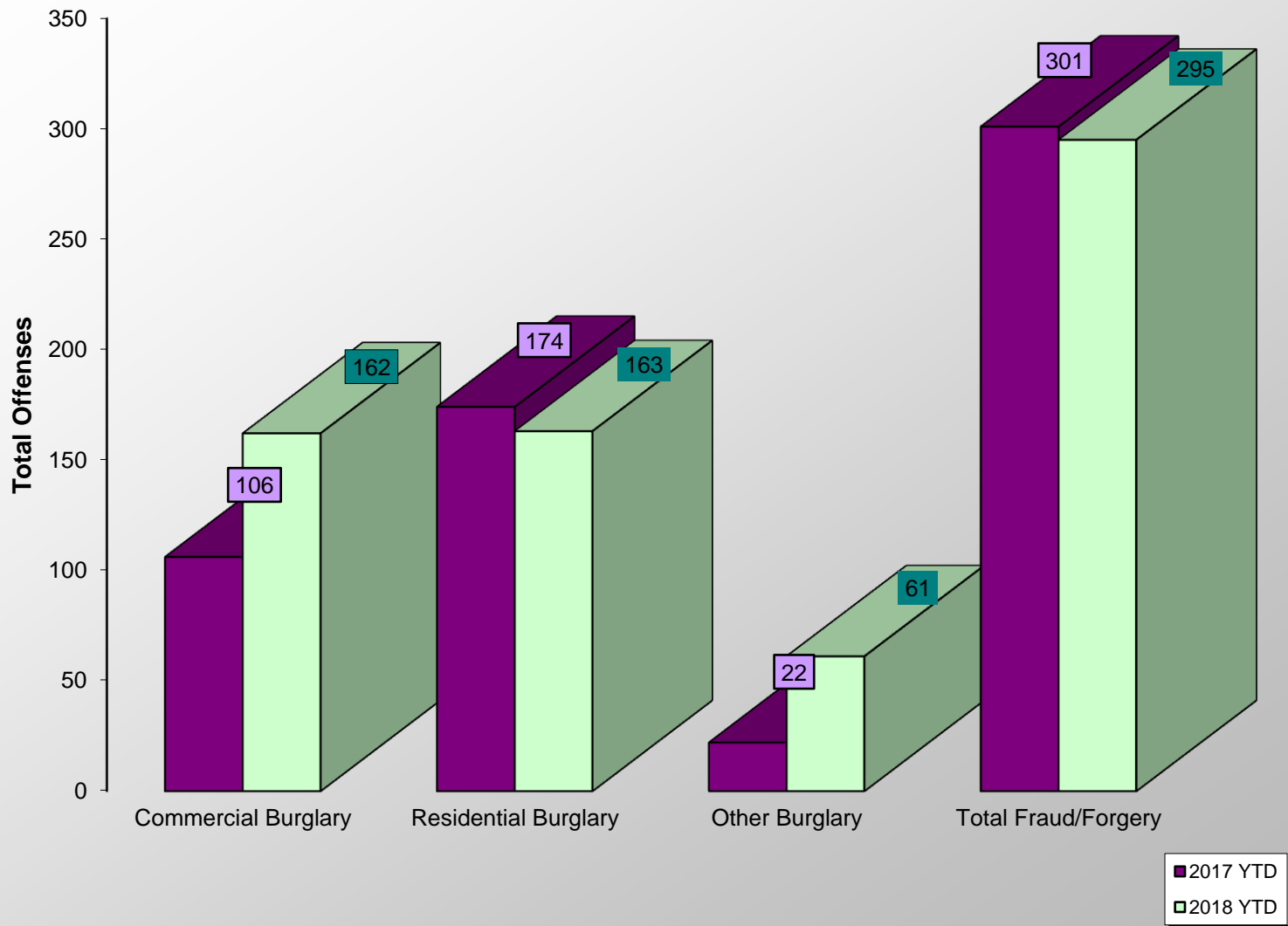
ACCIDENT COMPARISON 2017 - 2018 Year to Date



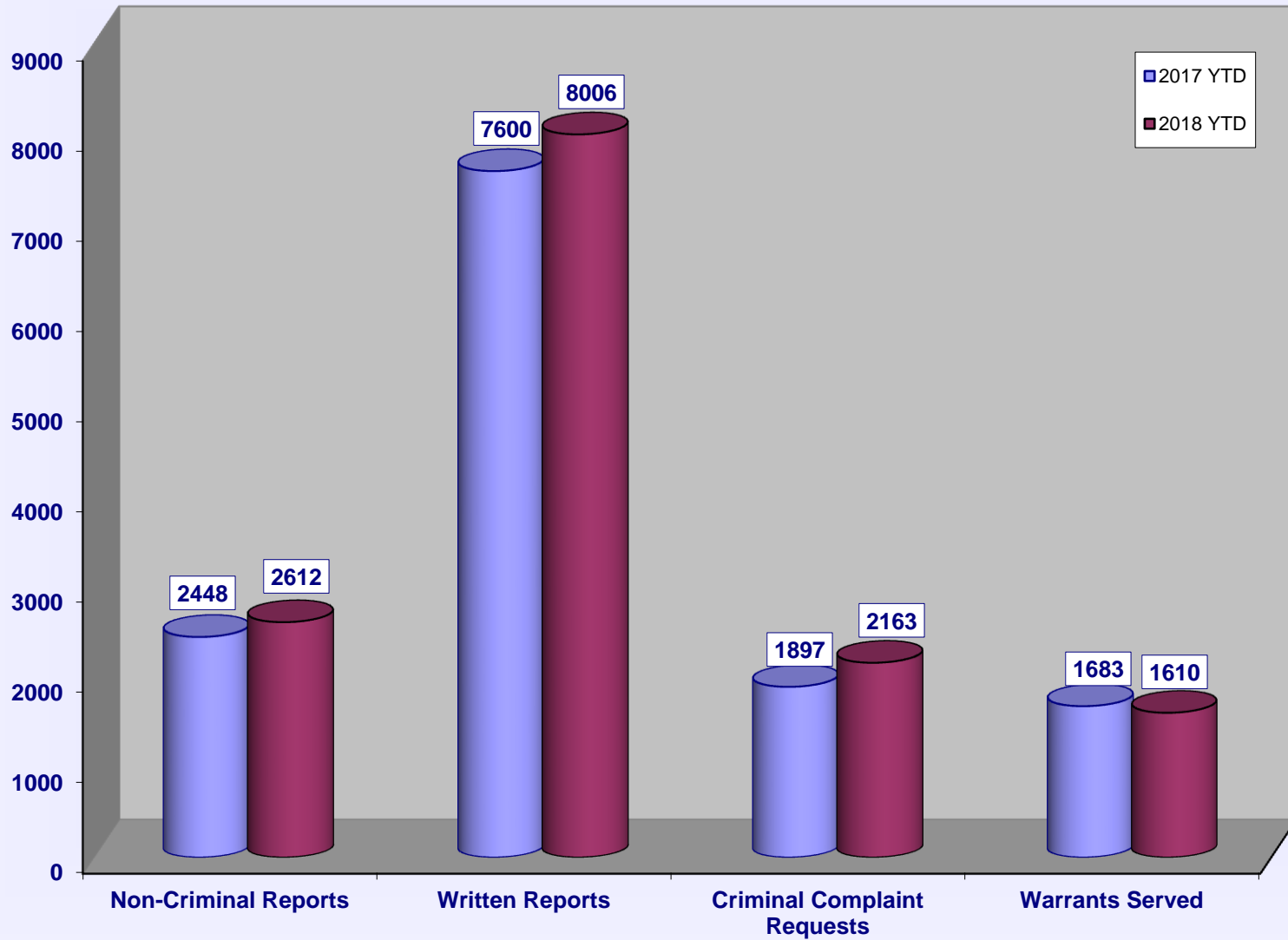
VEHICLE THEFTS



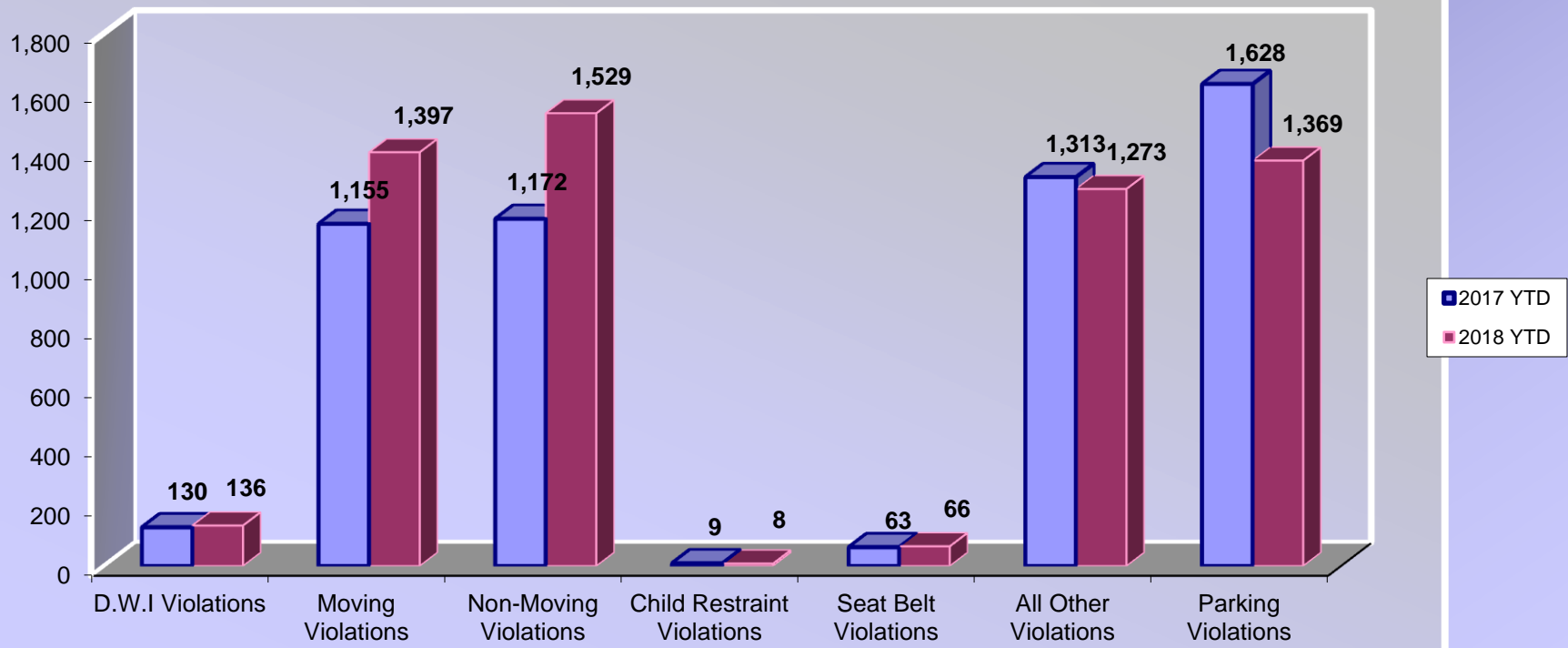
BURGLARIES 2017 - 2018 Year to Date



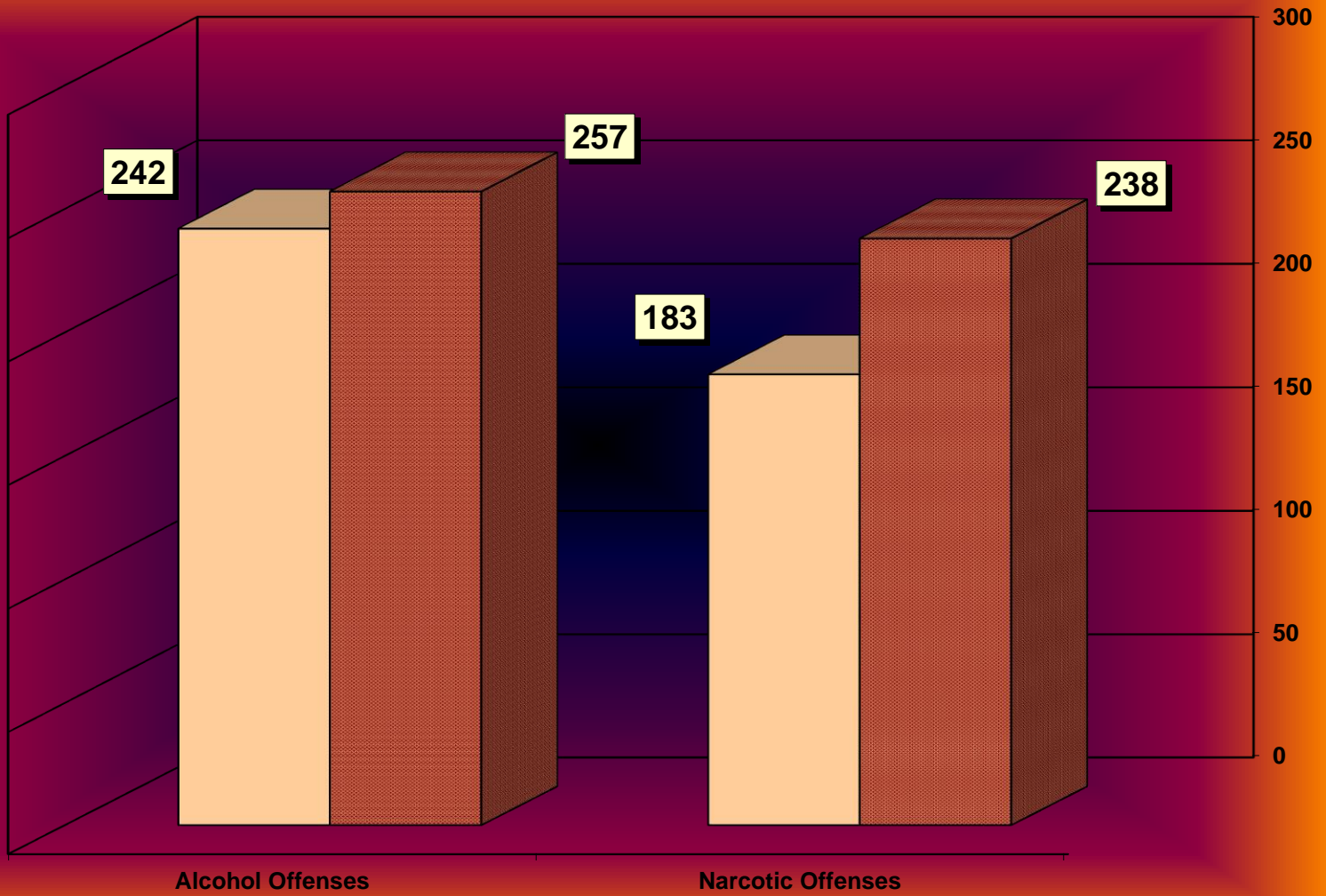
SERVICE & NON-SERVICE REQUESTS 2017 - 2018



TRAFFIC CITATIONS 2017-2018



NARCOTIC / ALCOHOL OFFENSES 2017 - 2018



■ 2018 YTD
□ 2017 YTD

Department Actions

