

MANTECA POLICE DEPARTMENT
MONTHLY CRIME STATISTICS REPORT
FEBRUARY 2019

Part One Crime Offenses	Current Month	This Month Last Year	% Change Month/Month 2019- 2018	2019 Cleared Offenses YTD	2019 Clearance RATE YTD	2019 Offenses YTD	2018 Offenses YTD	% Change YTD/YTD 2019 - 2018	2018 Cleared Offenses YTD	2018 Clearance RATE YTD
Homicide	0	0	N/C	0	N/C	0	0	N/C	0	N/C
Rape/Unlawful Interc	2	2	0.00%	4	80%	5	3	66.67%	0	0%
Robbery	2	12	-83.33%	4	80%	5	20	-75.00%	7	35%
Aggravated Assault	8	7	14.29%	10	91%	11	15	-26.67%	4	27%
Commercial Burglary	6	21	-71.43%	2	11%	18	37	-51.35%	2	5%
Residential Burglary	15	15	0.00%	5	21%	24	27	-11.11%	7	26%
Other Burglary	2	7	-71.43%	0	0%	6	13	-53.85%	2	15%
Auto Burglary	40	48	-16.67%	3	4%	76	106	-28.30%	3	3%
Grand Theft	25	8	212.50%	5	15%	34	26	30.77%	1	4%
Vehicle Theft	17	26	-34.62%	14	20%	71	70	1.43%	9	13%
Arson	2	1	100.00%	1	33%	3	4	-25.00%	2	50%
All Other Felonies	51	29	75.86%	67	63%	107	68	57.35%	39	57%
Total Felonies	170	176	-3.41%	115	32%	360	389	-7.46%	76	20%
Total Burglaries	63	91	-30.77%	10	8%	124	183	-32.24%	14	8%
Misdemeanor Offenses	Current Month	This Month Last Year	% Change Month/Month 2019 - 2018	2019 Cleared Offenses YTD	2019 Clearance RATE YTD	2019 Offenses YTD	2018 Offenses YTD	% Change YTD/YTD 2019 - 2018	2018 Cleared Offenses YTD	2018 Clearance RATE YTD
Misdemeanor Thefts	77	81	-4.94%	20	15%	135	171	-21.05%	28	16%
All Other Misdemeanors	181	179	1.12%	272	75%	362	353	2.55%	227	64%
Total Misdemeanors	258	260	-0.77%	292	59%	497	524	-5.15%	255	49%
Miscellaneous Offenses	Current Month	This Month Last Year	% Change Month/Month 2019 - 2018	2019 Cleared Offenses YTD	2019 Clearance RATE YTD	2019 Offenses YTD	2018 Offenses YTD	% Change YTD/YTD 2019 - 2018	2018 Cleared Offenses YTD	2018 Clearance RATE YTD
Total Narcotic Offenses	30	10	200.00%	49	92%	53	28	89.29%	26	93%
Total Alcohol Offenses	22	15	46.67%	45	100%	45	29	55.17%	29	100%
Total Domestic Violence	25	25	0.00%	58	121%	48	61	-21.31%	49	80%
Total Fraud/Forgery	29	22	31.82%	4	7%	60	49	22.45%	4	8%
Total Vehicle Abatements	0	0	N/C	0	N/C	0	0	N/C	0	N/C
	106	72	47.22%	156	76%	206	167	23.35%	108	65%
*N.C. - not calculable	*N/C - no change									
Chief _____										
						0				

MANTECA POLICE DEPARTMENT
MONTHLY CRIME STATISTICS REPORT
FEBRUARY 2019

Non-Criminal Reports & Services	Current Month	2019 YTD	2018 YTD	% Change YTD/YTD 2019 - 2018
Non-Criminal Reports	184	382	375	1.87%
Service Requests	4107	8668	6632	30.70%
Written Reports	587	1207	1296	-6.87%
Criminal Complaint Requests	161	329	323	1.86%
Warrants Served	150	262	288	-9.03%

Property Value	Current Month	2019 YTD	2018 YTD	% Change YTD/YTD 2019 - 2018
Property Stolen	\$498,364.00	\$1,050,067.00	\$968,427.00	8.43%
Property Recovered	\$150,635.00	\$517,190.00	\$506,824.00	2.05%
% Property Value Recovered	30.23%	49.25%	52.33%	-5.89%

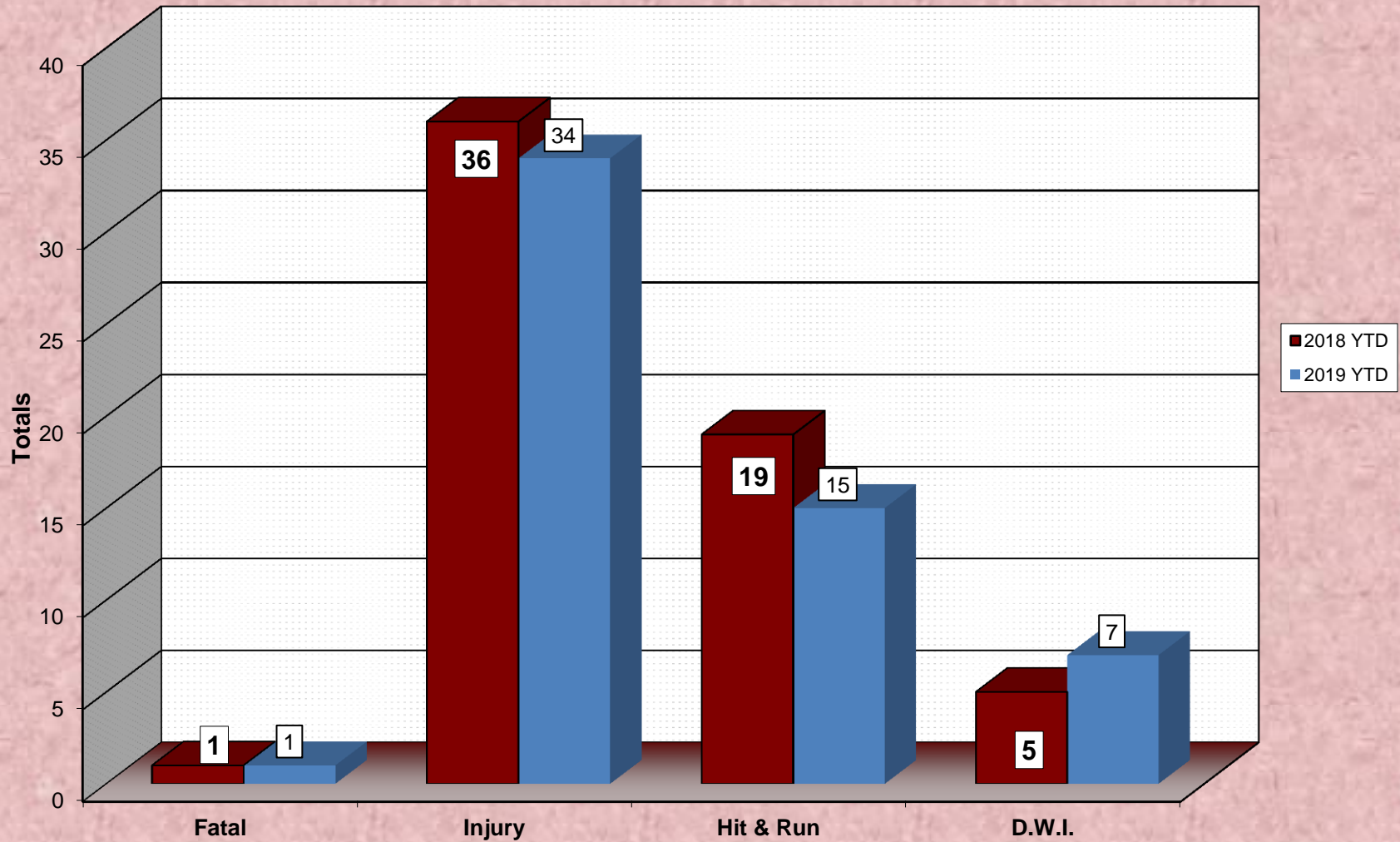
Accidents	Current Month	2019 YTD	2018 YTD	% Change YTD/YTD 2019 - 2018
Total Accidents	72	148	135	9.63%
Property Damage Only	53	113	98	15.31%
Fatal	1	1	1	0.00%
Injury	18	34	36	-5.56%
Hit & Run	7	15	19	-21.05%
D.W.I.	2	7	5	40.00%

Arrests	Current Month	2019 YTD	2018 YTD	% Change YTD/YTD 2019 - 2018
Adult Arrests	188	339	323	4.95%
Juvenile Arrests	6	12	17	-29.41%
Total Arrests	194	351	340	3.24%

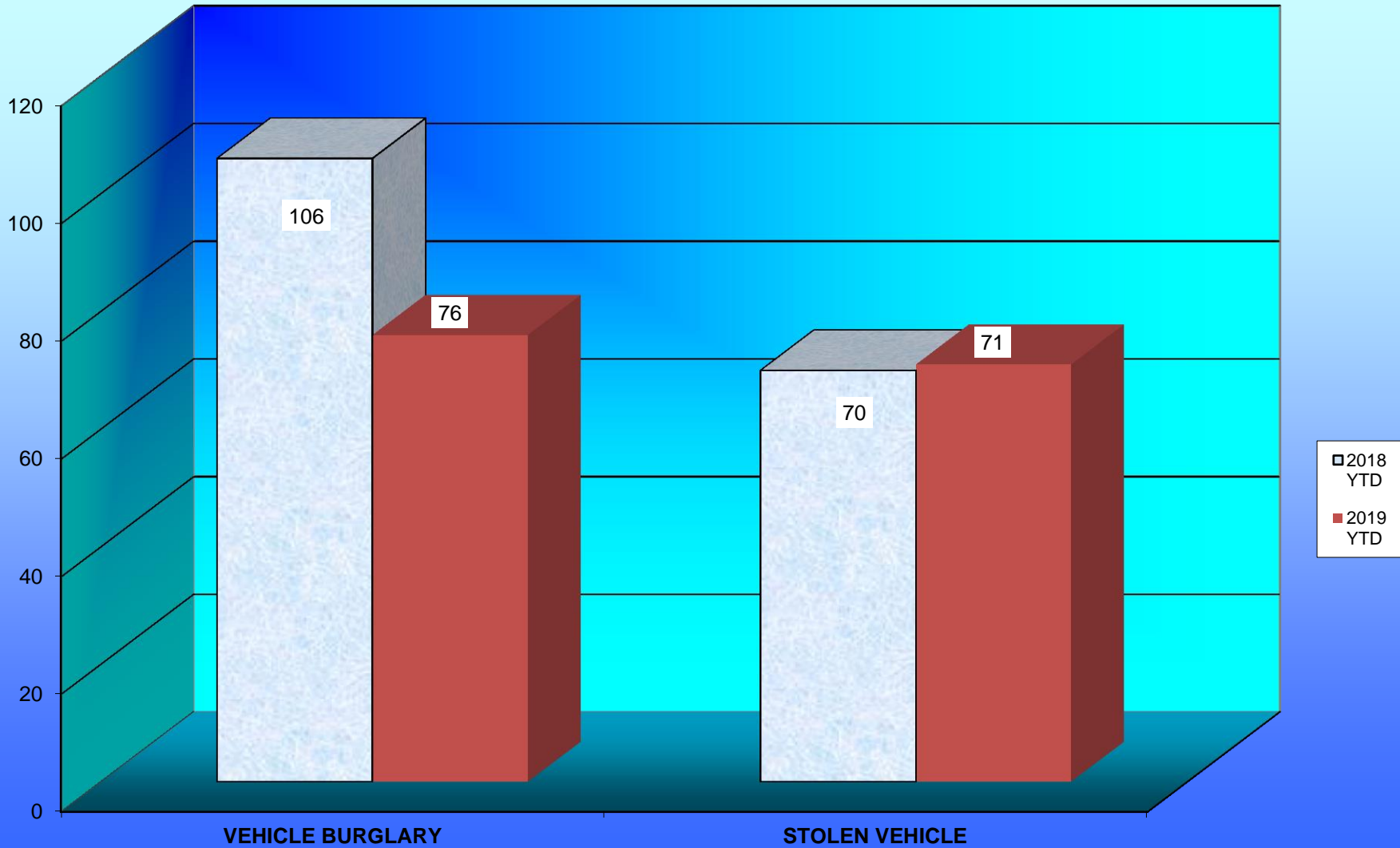
Citations	Current Month	2019 YTD	2018 YTD	% Change YTD/YTD 2019 - 2018
Total Citation Violations	517	1,024	659	55.39%
D.W.I Violations	12	18	17	5.88%
Moving Violations	101	282	168	67.86%
Non-Moving Violations	153	347	273	27.11%
Child Restraint Violations	3	5	0	N.C.
Seat Belt Violations	2	5	8	-37.50%
All Other Violations	73	191	188	1.60%
Parking Violations	76	138	186	-25.81%

Department Actions	Current Month	2019 YTD	2018 YTD	% Change YTD/YTD 2019 - 2018
Pursuits	1	4	8	-50.00%
Use of Force	3	8	5	60.00%

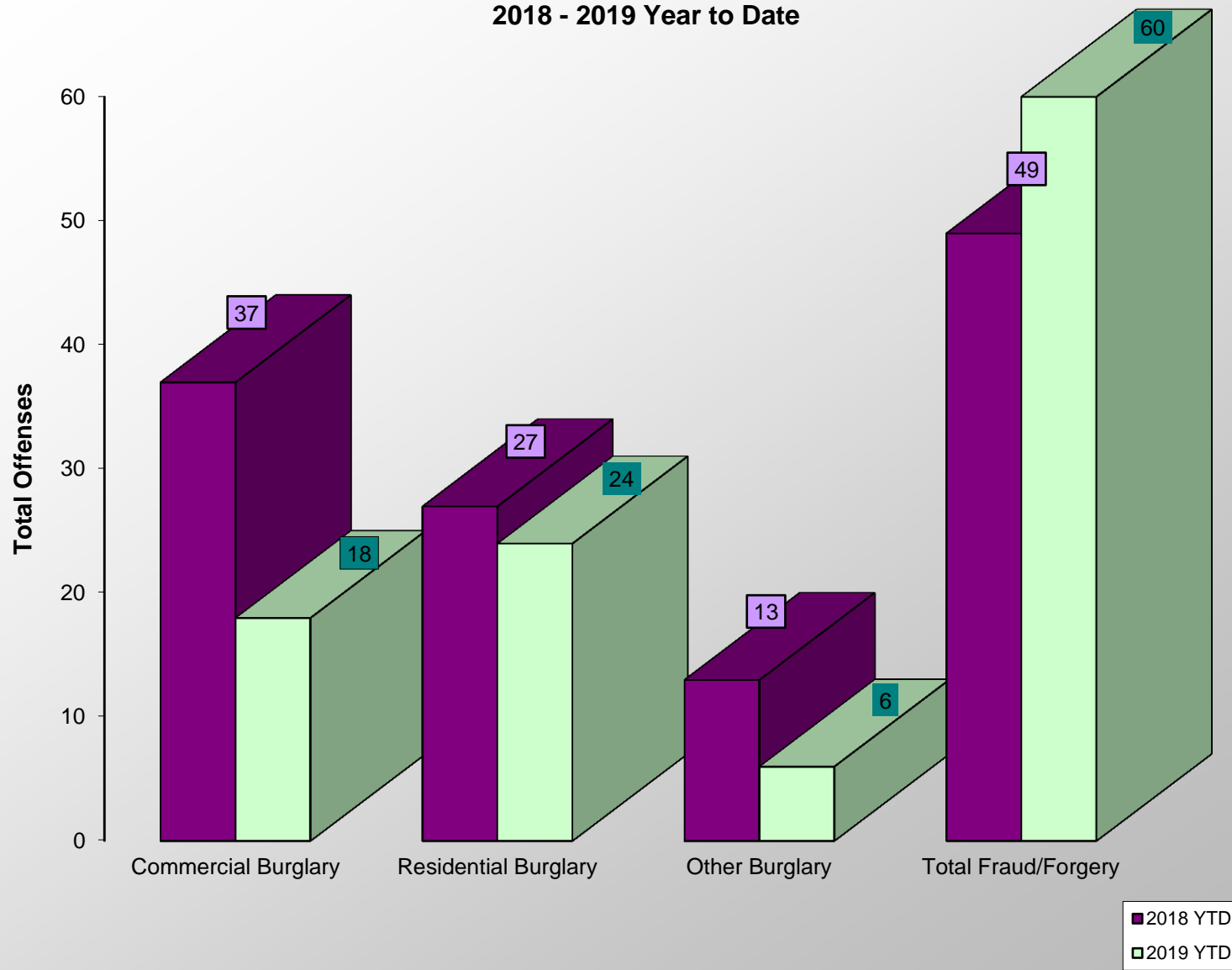
ACCIDENT COMPARISON 2018 - 2019 Year to Date



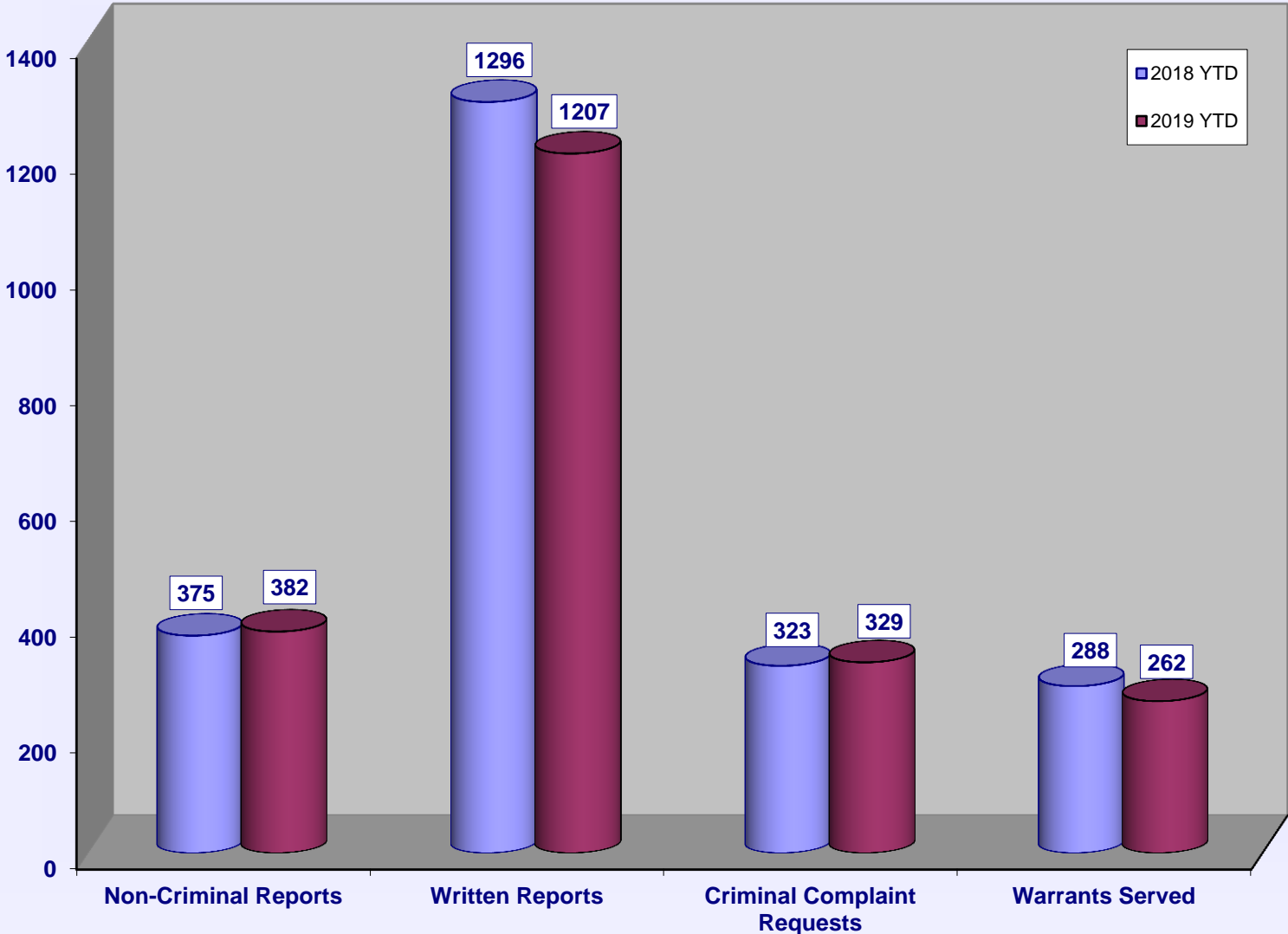
VEHICLE THEFTS



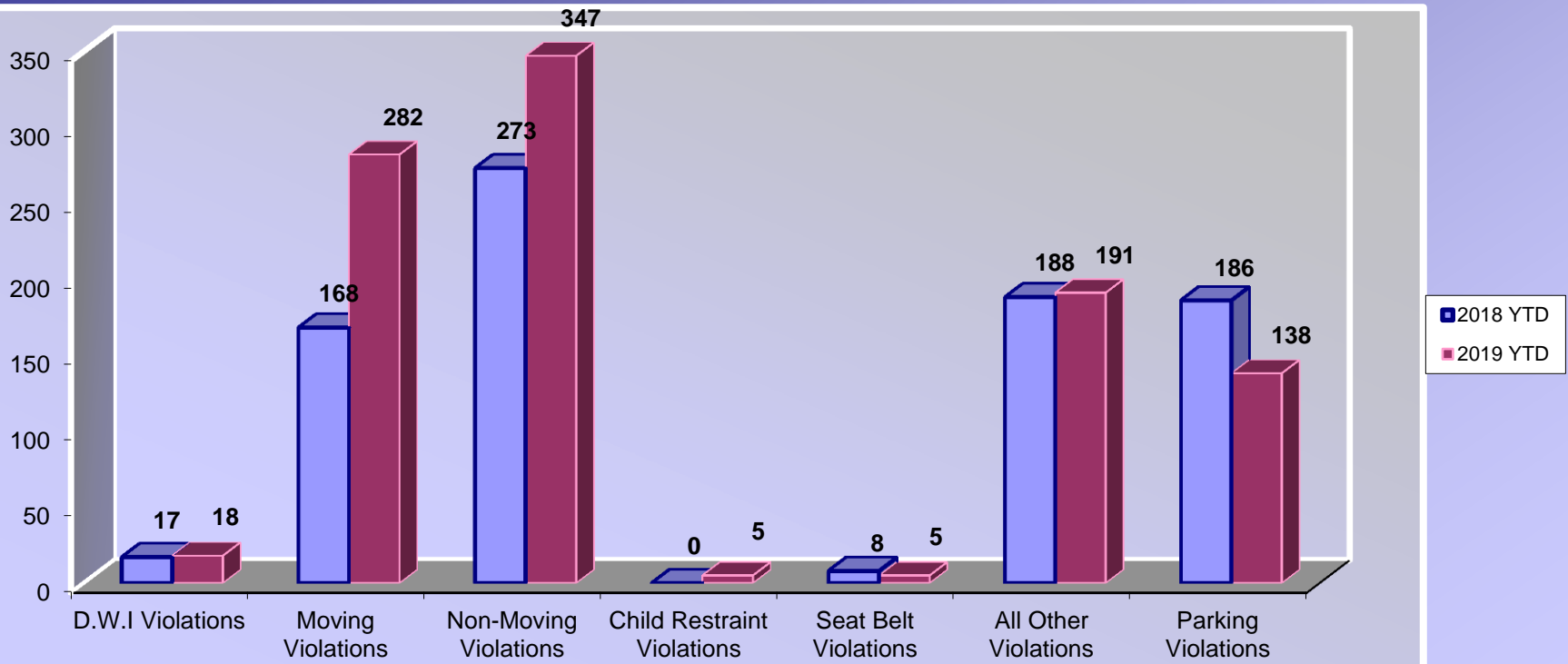
BURGLARIES 2018 - 2019 Year to Date



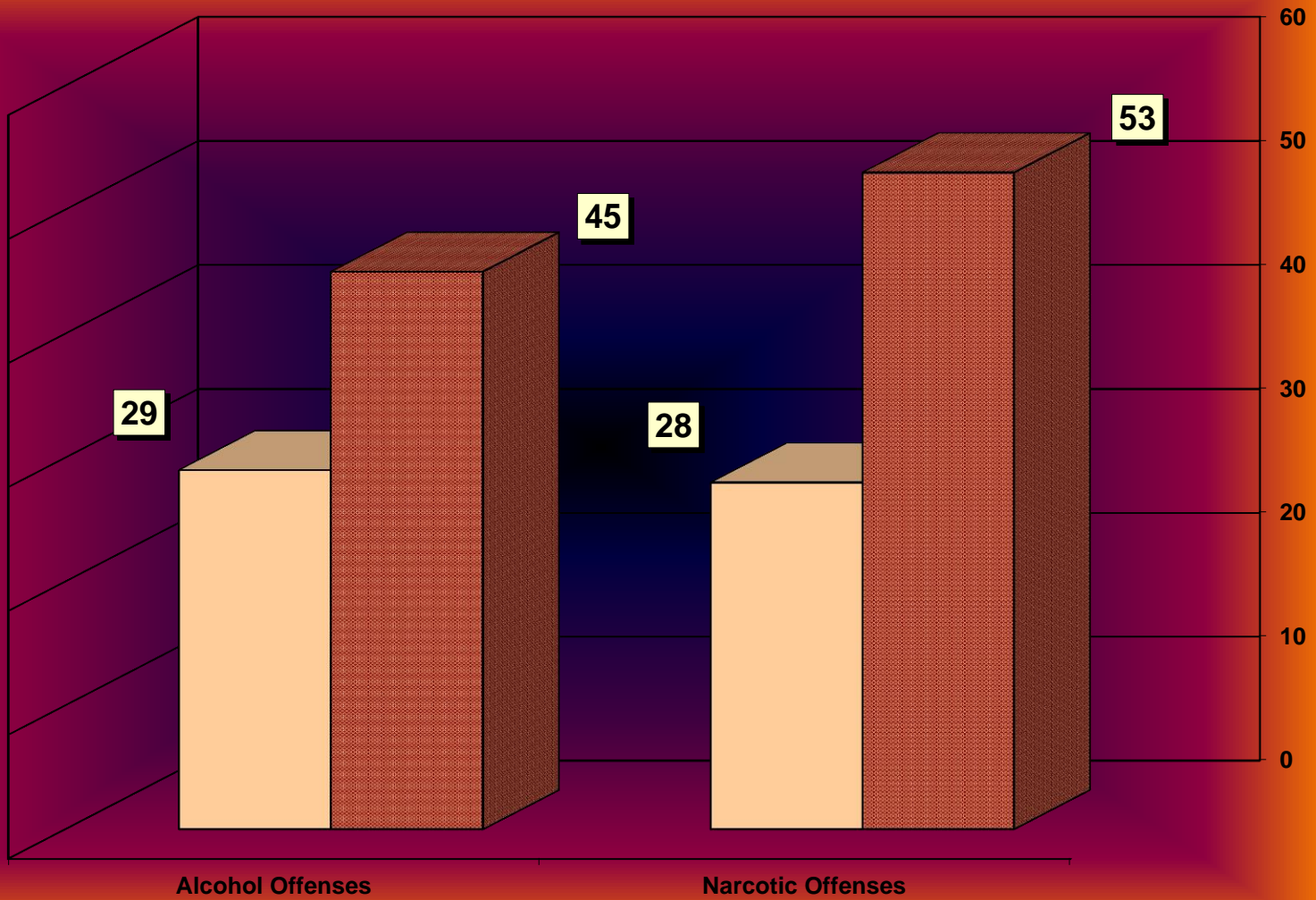
SERVICE & NON-SERVICE REQUESTS 2018 - 2019



TRAFFIC CITATIONS 2018-2019



NARCOTIC / ALCOHOL OFFENSES 2018 - 2019



■ 2019 YTD
□ 2018 YTD

Department Actions

