

MANTECA POLICE DEPARTMENT
MONTHLY CRIME STATISTICS REPORT
MAY 2019

Part One Crime Offenses	Current Month	This Month Last Year	% Change Month/Month 2019- 2018	2019 Cleared Offenses YTD	2019 Clearance RATE YTD	2019 Offenses YTD	2018 Offenses YTD	% Change YTD/YTD 2019 - 2018	2018 Cleared Offenses YTD	2018 Clearance RATE YTD
Homicide	0	0	N/C	0	N/C	0	0	N/C	0	N/C
Rape/Unlawful Interc	1	1	0.00%	10	63%	16	5	220.00%	1	20%
Robbery	8	7	14.29%	14	47%	30	51	-41.18%	17	33%
Aggravated Assault	11	8	37.50%	23	56%	41	48	-14.58%	21	44%
Commercial Burglary	4	12	-66.67%	11	24%	45	71	-36.62%	4	6%
Residential Burglary	9	14	-35.71%	9	17%	54	65	-16.92%	9	14%
Other Burglary	5	5	0.00%	1	6%	16	27	-40.74%	2	7%
Auto Burglary	37	41	-9.76%	5	3%	195	204	-4.41%	5	2%
Grand Theft	12	12	0.00%	16	20%	81	69	17.39%	3	4%
Vehicle Theft	11	34	-67.65%	28	19%	144	156	-7.69%	27	17%
Arson	1	1	0.00%	1	25%	4	9	-55.56%	2	22%
All Other Felonies	61	32	90.63%	241	78%	309	186	66.13%	106	57%
Total Felonies	160	167	-4.19%	359	38%	935	891	4.94%	197	22%
Total Burglaries	55	72	-23.61%	26	8%	310	367	-15.53%	20	5%
Misdemeanor Offenses	Current Month	This Month Last Year	% Change Month/Month 2019 - 2018	2019 Cleared Offenses YTD	2019 Clearance RATE YTD	2019 Offenses YTD	2018 Offenses YTD	% Change YTD/YTD 2019 - 2018	2018 Cleared Offenses YTD	2018 Clearance RATE YTD
Misdemeanor Thefts	68	63	7.94%	60	18%	335	352	-4.83%	61	17%
All Other Misdemeanors	241	184	30.98%	826	78%	1058	961	10.09%	601	63%
Total Misdemeanors	309	247	25.10%	886	64%	1393	1313	6.09%	662	50%
Miscellaneous Offenses	Current Month	This Month Last Year	% Change Month/Month 2019 - 2018	2019 Cleared Offenses YTD	2019 Clearance RATE YTD	2019 Offenses YTD	2018 Offenses YTD	% Change YTD/YTD 2019 - 2018	2018 Cleared Offenses YTD	2018 Clearance RATE YTD
Total Narcotic Offenses	33	14	135.71%	173	102%	170	87	95.40%	80	92%
Total Alcohol Offenses	28	27	3.70%	128	99%	129	110	17.27%	108	98%
Total Domestic Violence	32	39	-17.95%	139	101%	138	179	-22.91%	119	66%
Total Fraud/Forgery	18	17	5.88%	20	14%	148	138	7.25%	12	9%
Total Vehicle Abatements	0	0	N/C	0	N/C	0	0	N/C	0	N/C
	111	97	14.43%	460	79%	585	514	13.81%	319	62%
*N.C. - not calculable	*N/C - no change									
Chief _____										
						0				

MANTECA POLICE DEPARTMENT
MONTHLY CRIME STATISTICS REPORT
MAY 2019

Non-Criminal Reports & Services	Current Month	2019 YTD	2018 YTD	% Change YTD/YTD 2019 - 2018
Non-Criminal Reports	204	987	1064	-7.24%
Service Requests	4510	22146	16996	30.30%
Written Reports	668	3256	3294	-1.15%
Criminal Complaint Requests	256	1061	872	21.67%
Warrants Served	156	747	800	-6.63%

Property Value	Current Month	2019 YTD	2018 YTD	% Change YTD/YTD 2019 - 2018
Property Stolen	\$388,756.00	\$2,132,133.00	\$2,351,265.00	-9.32%
Property Recovered	\$91,512.00	\$848,836.00	\$1,038,418.00	-18.26%
% Property Value Recovered	23.54%	39.81%	44.16%	-9.86%

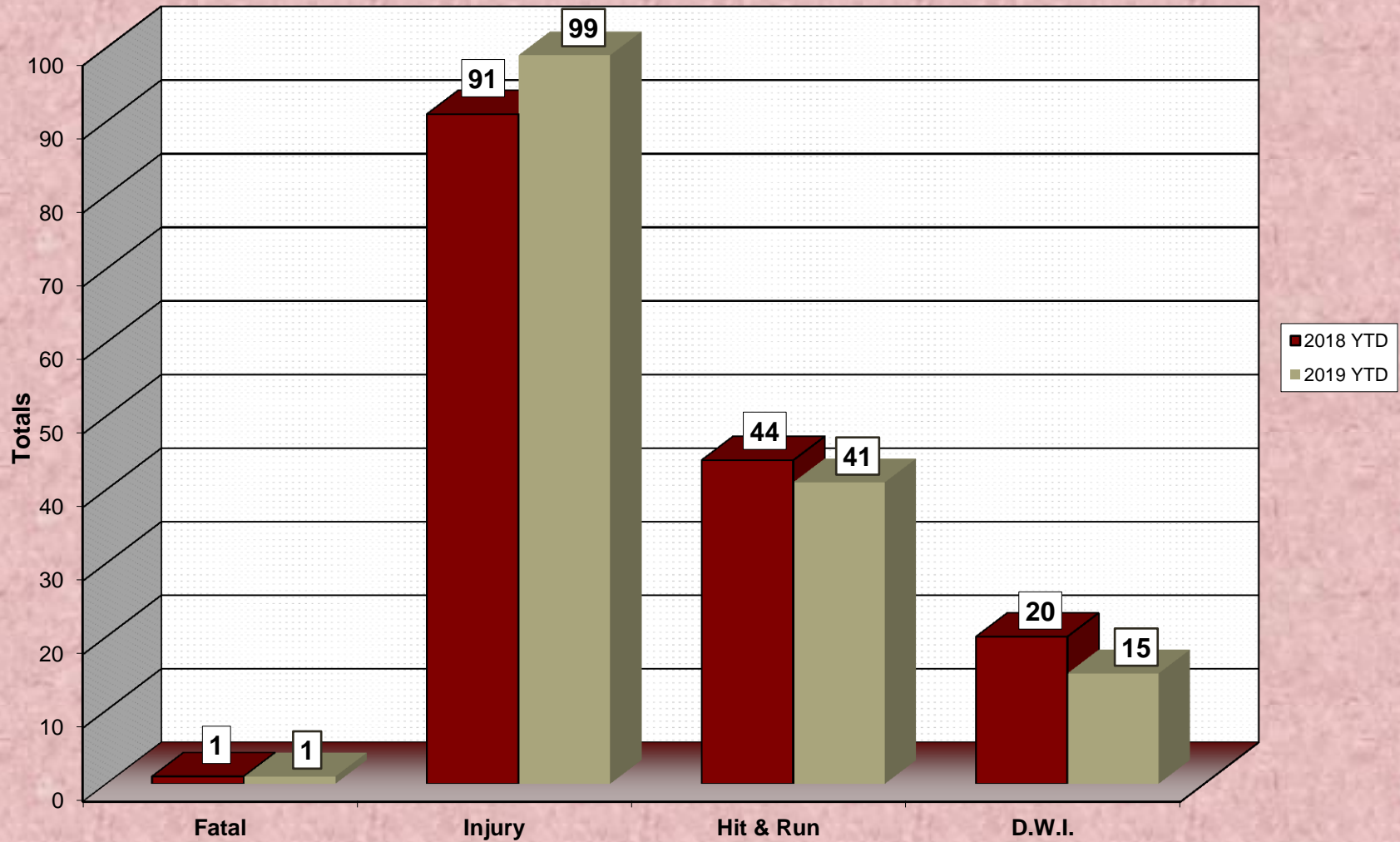
Accidents	Current Month	2019 YTD	2018 YTD	% Change YTD/YTD 2019 - 2018
Total Accidents	97	394	378	4.23%
Property Damage Only	66	294	285	3.16%
Fatal	0	1	1	0.00%
Injury	31	99	91	8.79%
Hit & Run	9	41	44	-6.82%
D.W.I.	1	15	20	-25.00%

Arrests	Current Month	2019 YTD	2018 YTD	% Change YTD/YTD 2019 - 2018
Adult Arrests	235	1058	897	17.95%
Juvenile Arrests	5	27	39	-30.77%
Total Arrests	240	1085	936	15.92%

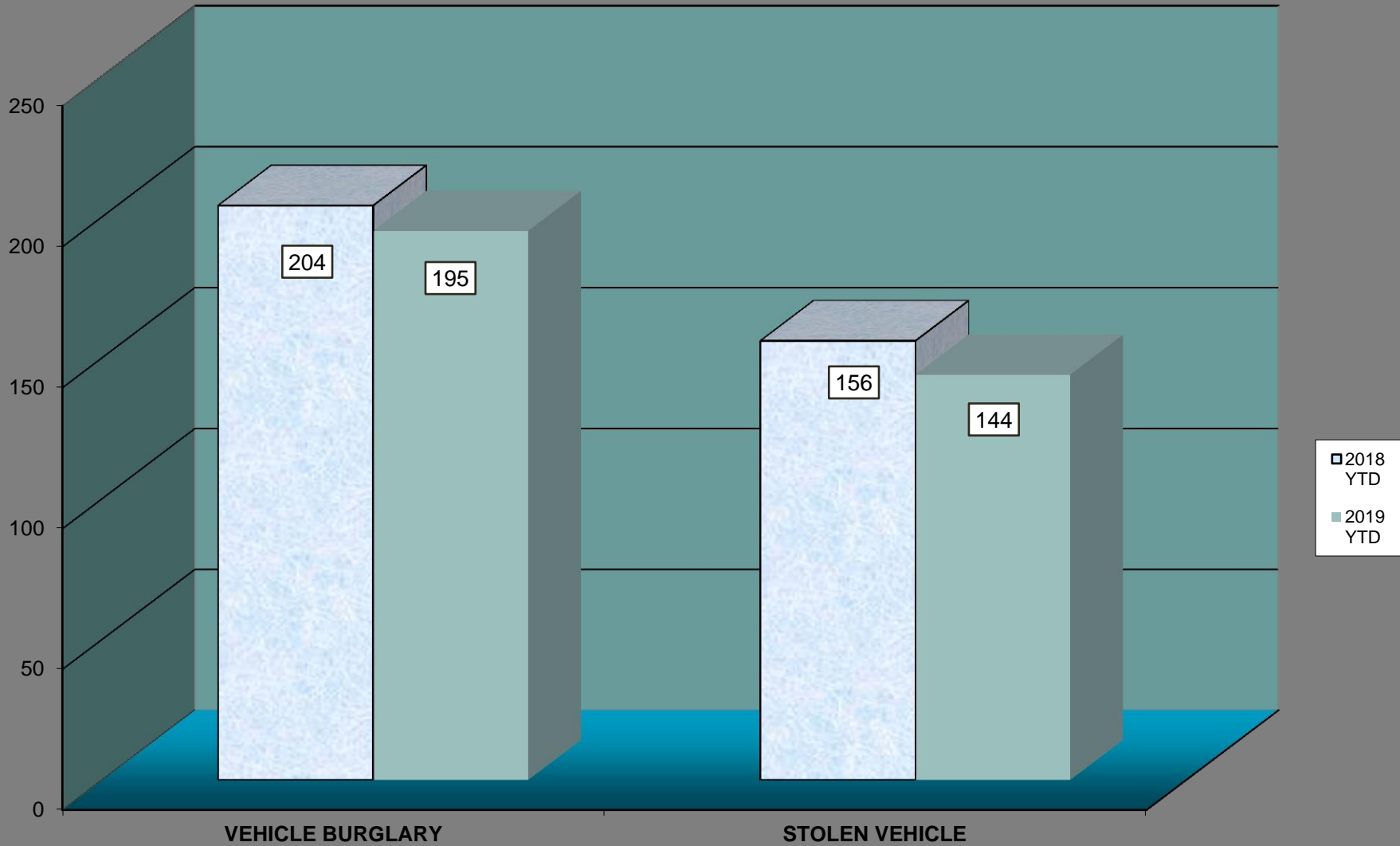
Citations	Current Month	2019 YTD	2018 YTD	% Change YTD/YTD 2019 - 2018
Total Citation Violations	629	2,714	1,680	61.55%
D.W.I Violations	3	38	56	-32.14%
Moving Violations	184	647	478	35.36%
Non-Moving Violations	249	1,021	608	67.93%
Child Restraint Violations	0	7	0	N.C.
Seat Belt Violations	16	30	28	7.14%
All Other Violations	193	815	493	65.31%
Parking Violations	116	497	573	-13.26%

Department Actions	Current Month	2019 YTD	2018 YTD	% Change YTD/YTD 2019 - 2018
Pursuits	1	11	21	-47.62%
Use of Force	2	18	7	157.14%

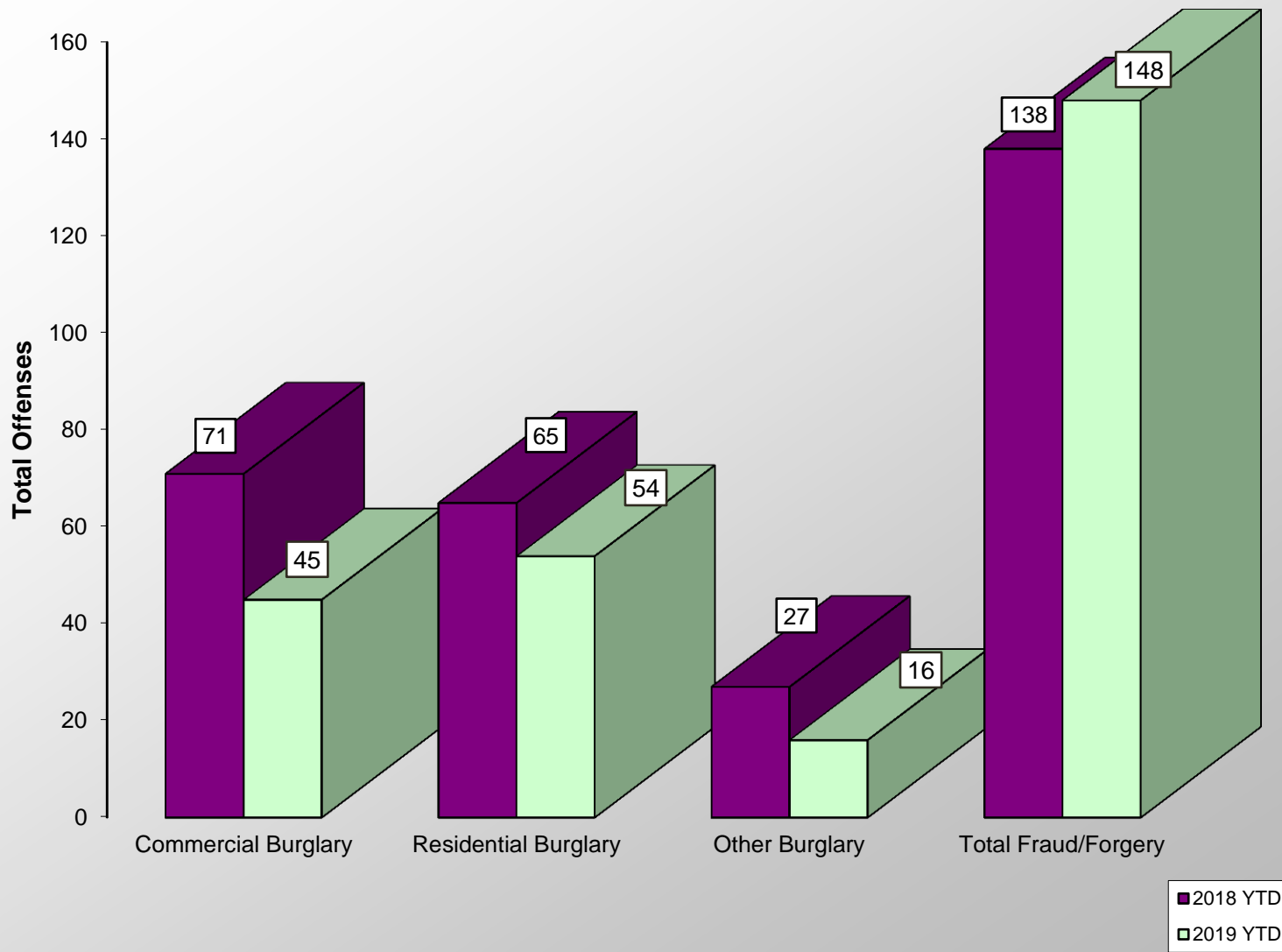
ACCIDENT COMPARISON 2018 - 2019 Year to Date



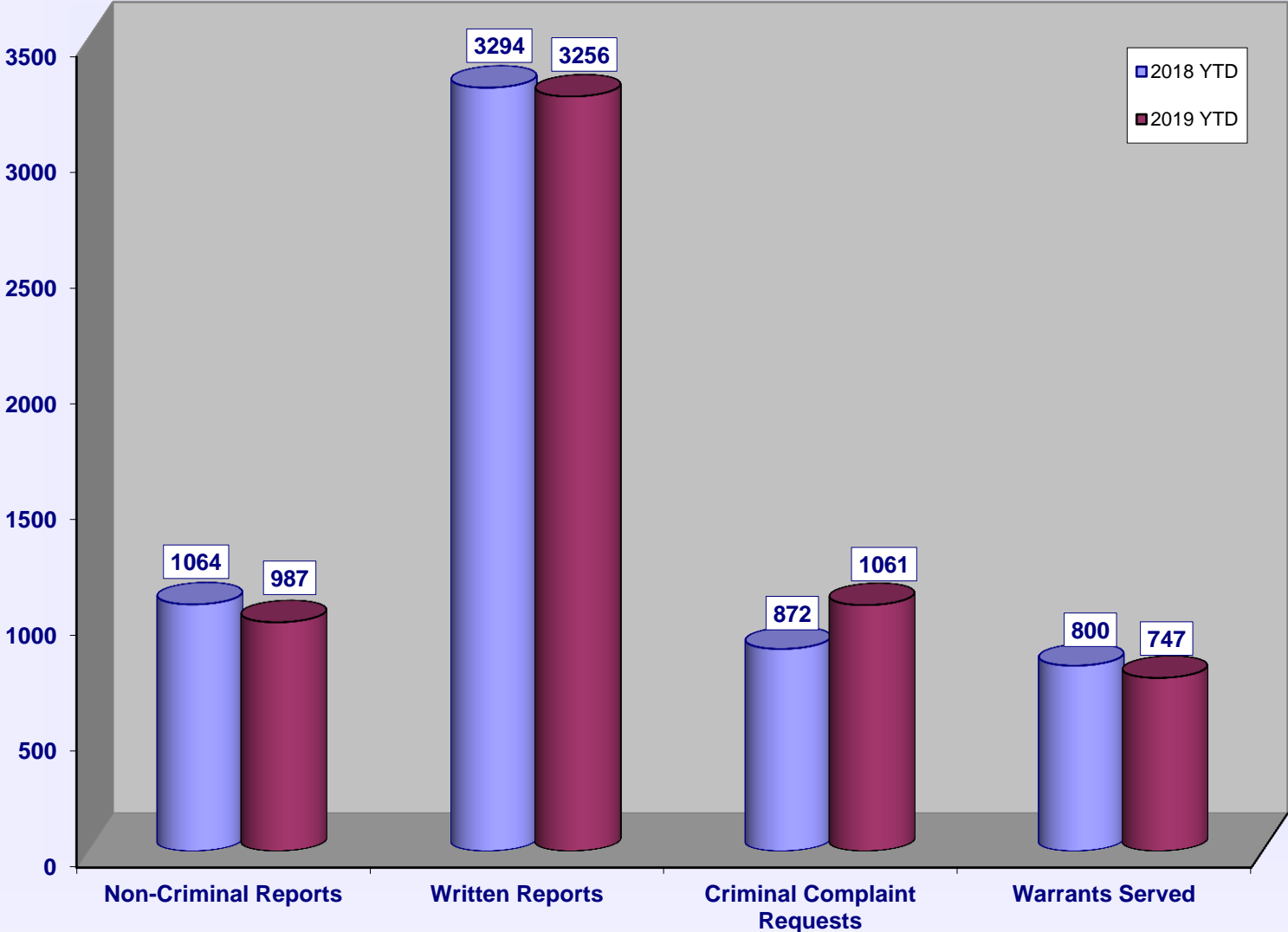
VEHICLE THEFTS



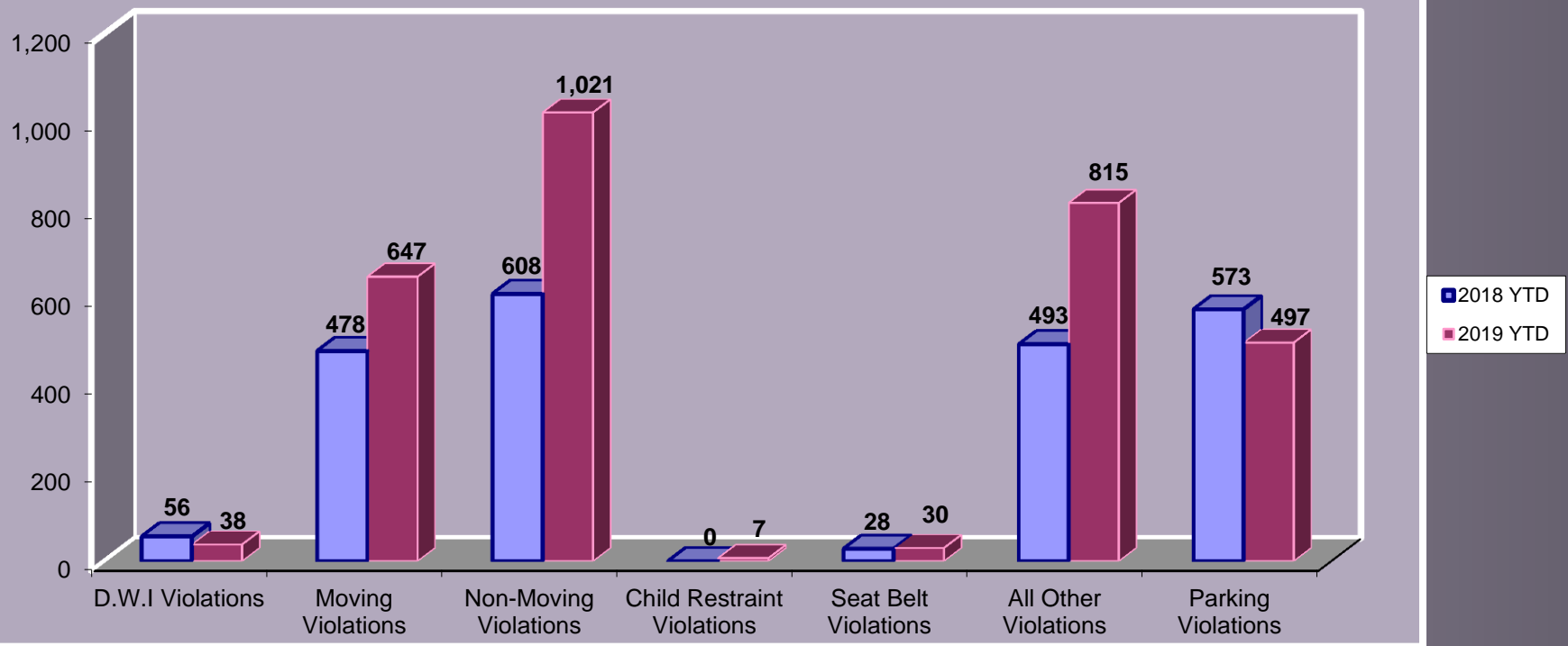
BURGLARIES 2018 - 2019 Year to Date



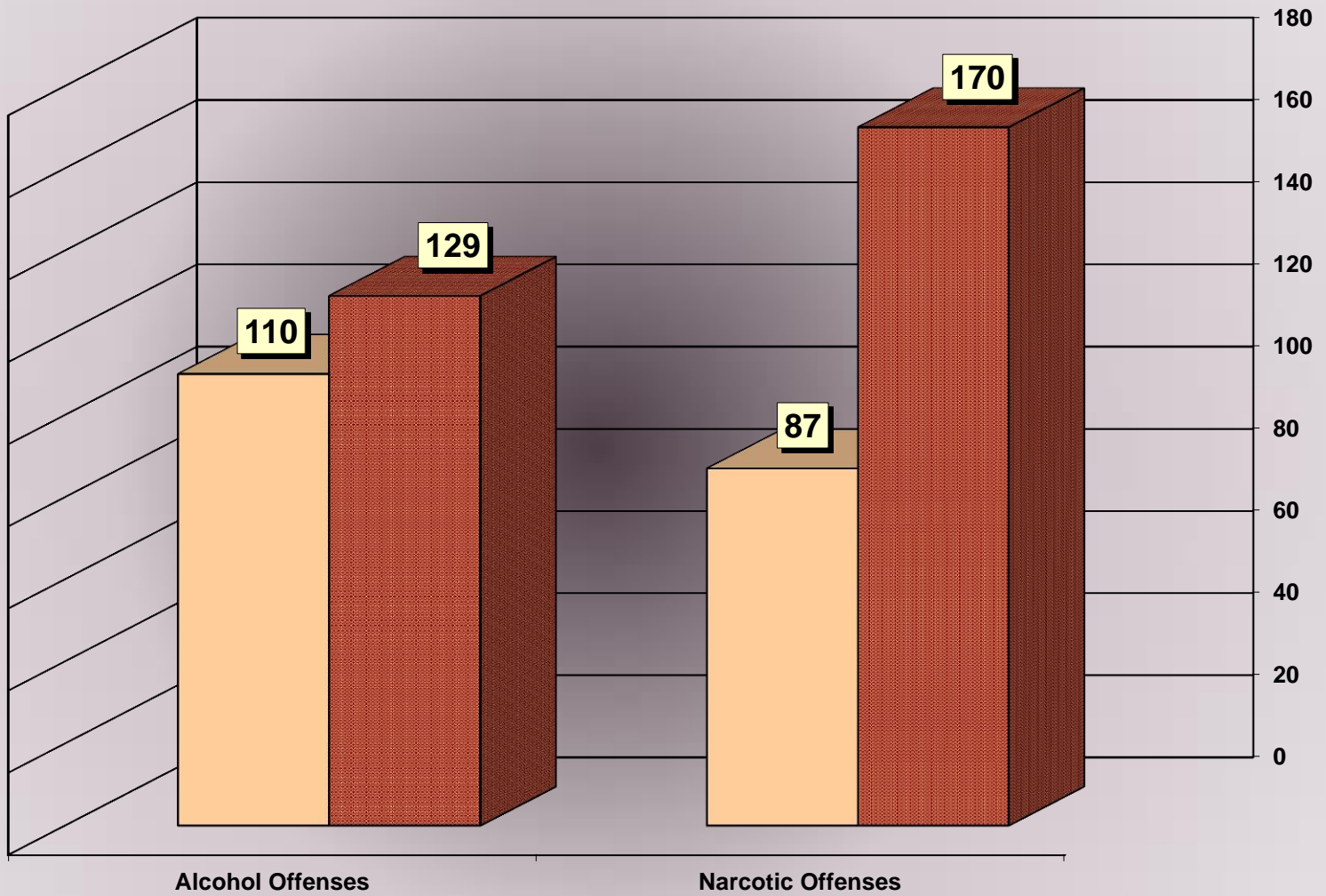
SERVICE & NON-SERVICE REQUESTS 2018 - 2019



TRAFFIC CITATIONS 2018-2019



NARCOTIC / ALCOHOL OFFENSES 2018 - 2019



■ 2019 YTD
□ 2018 YTD

DEPARTMENT ACTIONS

