

MANTECA POLICE DEPARTMENT
MONTHLY CRIME STATISTICS REPORT
JUNE 2019

Part One Crime Offenses	Current Month	This Month Last Year	% Change Month/Month 2019- 2018	2019 Cleared Offenses YTD	2019 Clearance RATE YTD	2019 Offenses YTD	2018 Offenses YTD	% Change YTD/YTD 2019 - 2018	2018 Cleared Offenses YTD	2018 Clearance RATE YTD
Homicide	0	0	N/C	0	N/C	0	0	N/C	0	N/C
Rape/Unlawful Interc	2	0	N.C.	11	61%	18	5	260.00%	1	20%
Robbery	6	9	-33.33%	15	42%	36	60	-40.00%	21	35%
Aggravated Assault	8	9	-11.11%	30	61%	49	57	-14.04%	27	47%
Commercial Burglary	4	20	-80.00%	11	22%	49	91	-46.15%	4	4%
Residential Burglary	6	15	-60.00%	9	15%	60	80	-25.00%	10	13%
Other Burglary	2	8	-75.00%	1	6%	18	35	-48.57%	2	6%
Auto Burglary	48	38	26.32%	5	2%	243	242	0.41%	6	2%
Grand Theft	23	17	35.29%	18	17%	104	86	20.93%	4	5%
Vehicle Theft	22	20	10.00%	32	19%	166	176	-5.68%	27	15%
Arson	3	0	N.C.	1	14%	7	9	-22.22%	2	22%
All Other Felonies	47	33	42.42%	278	78%	356	219	62.56%	129	59%
Total Felonies	171	169	1.18%	411	37%	1106	1060	4.34%	233	22%
Total Burglaries	60	81	-25.93%	26	7%	370	448	-17.41%	22	5%
Misdemeanor Offenses	Current Month	This Month Last Year	% Change Month/Month 2019 - 2018	2019 Cleared Offenses YTD	2019 Clearance RATE YTD	2019 Offenses YTD	2018 Offenses YTD	% Change YTD/YTD 2019 - 2018	2018 Cleared Offenses YTD	2018 Clearance RATE YTD
Misdemeanor Thefts	75	74	1.35%	75	18%	410	426	-3.76%	73	17%
All Other Misdemeanors	193	180	7.22%	970	78%	1251	1141	9.64%	714	63%
Total Misdemeanors	268	254	5.51%	1045	63%	1661	1567	6.00%	787	50%
Miscellaneous Offenses	Current Month	This Month Last Year	% Change Month/Month 2019 - 2018	2019 Cleared Offenses YTD	2019 Clearance RATE YTD	2019 Offenses YTD	2018 Offenses YTD	% Change YTD/YTD 2019 - 2018	2018 Cleared Offenses YTD	2018 Clearance RATE YTD
Total Narcotic Offenses	32	10	220.00%	201	100%	202	97	108.25%	89	92%
Total Alcohol Offenses	26	16	62.50%	154	99%	155	126	23.02%	125	99%
Total Domestic Violence	37	37	0.00%	175	100%	175	216	-18.98%	148	69%
Total Fraud/Forgery	26	18	44.44%	25	14%	174	156	11.54%	12	8%
Total Vehicle Abatements	0	0	N/C	0	N/C	0	0	N/C	0	N/C
	121	81	49.38%	555	79%	706	595	18.66%	374	63%
*N.C. - not calculable	*N/C - no change									
Chief _____										
						0				

MANTECA POLICE DEPARTMENT
MONTHLY CRIME STATISTICS REPORT
JUNE 2019

Non-Criminal Reports & Services	Current Month	2019 YTD	2018 YTD	% Change YTD/YTD 2019 - 2018
Non-Criminal Reports	180	1167	1255	-7.01%
Service Requests	4105	26251	20462	28.29%
Written Reports	601	3857	3914	-1.46%
Criminal Complaint Requests	175	1236	1052	17.49%
Warrants Served	108	855	931	-8.16%

Property Value	Current Month	2019 YTD	2018 YTD	% Change YTD/YTD 2019 - 2018
Property Stolen	\$281,625.00	\$2,413,758.00	\$2,672,459.00	-9.68%
Property Recovered	\$109,732.00	\$958,568.00	\$1,186,583.00	-19.22%
% Property Value Recovered	38.96%	39.71%	44.40%	-10.56%

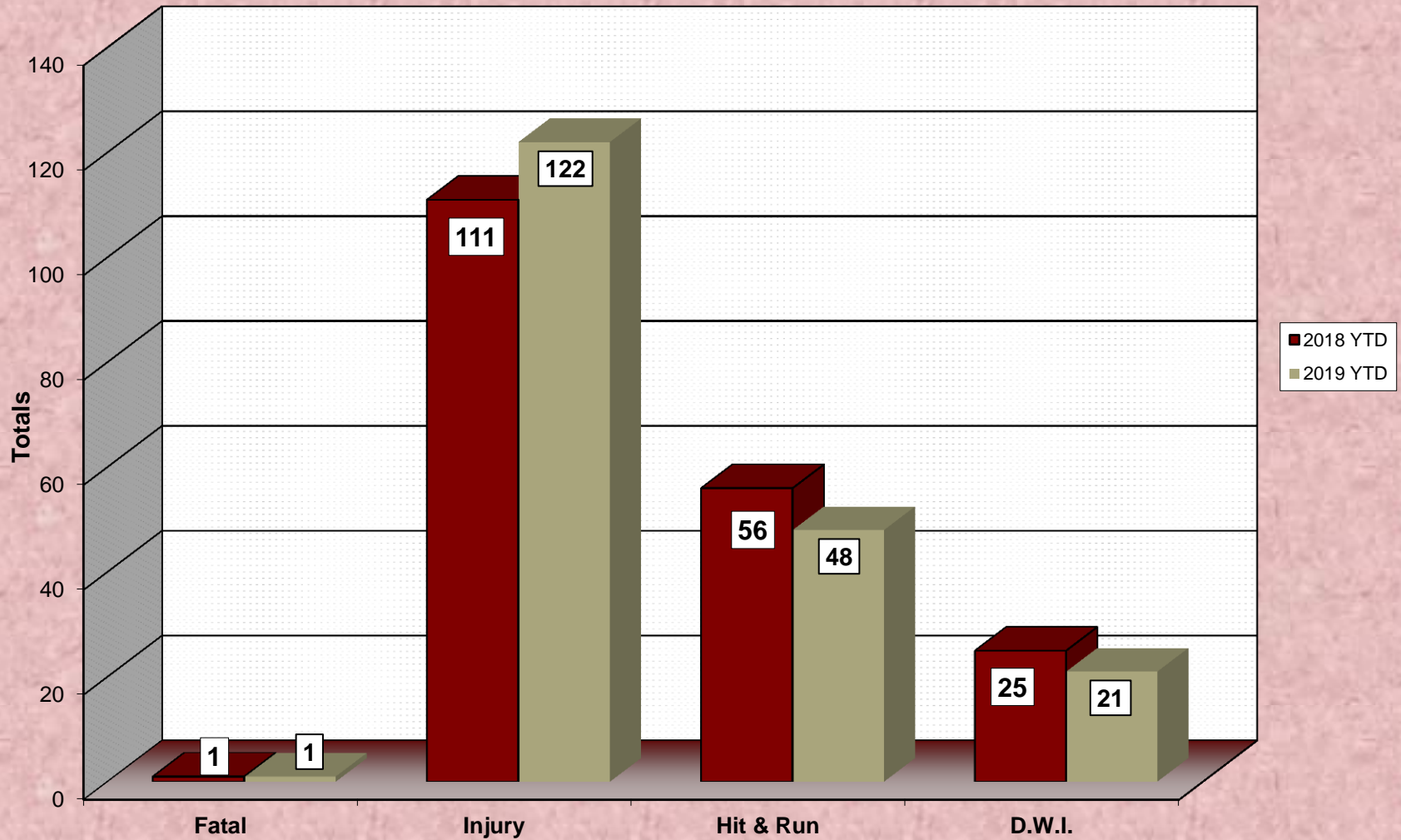
Accidents	Current Month	2019 YTD	2018 YTD	% Change YTD/YTD 2019 - 2018
Total Accidents	81	475	454	4.63%
Property Damage Only	58	352	341	3.23%
Fatal	0	1	1	0.00%
Injury	23	122	111	9.91%
Hit & Run	7	48	56	-14.29%
D.W.I.	6	21	25	-16.00%

Arrests	Current Month	2019 YTD	2018 YTD	% Change YTD/YTD 2019 - 2018
Adult Arrests	188	1246	1066	16.89%
Juvenile Arrests	1	28	43	-34.88%
Total Arrests	189	1274	1109	14.88%

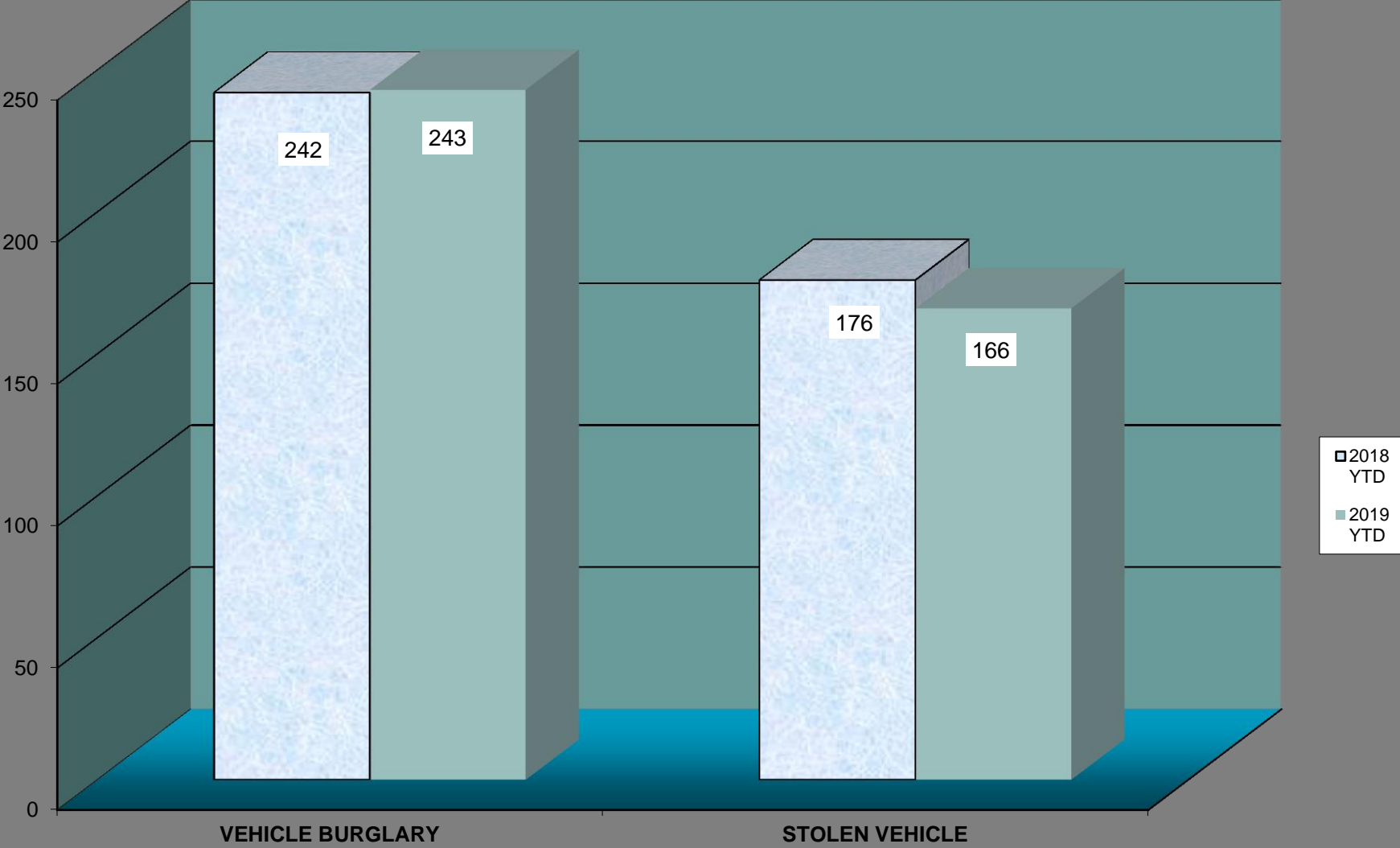
Citations	Current Month	2019 YTD	2018 YTD	% Change YTD/YTD 2019 - 2018
Total Citation Violations	364	3,078	1,907	61.41%
D.W.I Violations	8	46	64	-28.13%
Moving Violations	88	735	518	41.89%
Non-Moving Violations	106	1,127	686	64.29%
Child Restraint Violations	2	9	1	800.00%
Seat Belt Violations	6	36	29	24.14%
All Other Violations	162	977	587	66.44%
Parking Violations	90	587	664	-11.60%

Department Actions	Current Month	2019 YTD	2018 YTD	% Change YTD/YTD 2019 - 2018
Pursuits	1	12	22	-45.45%
Use of Force	4	22	8	175.00%

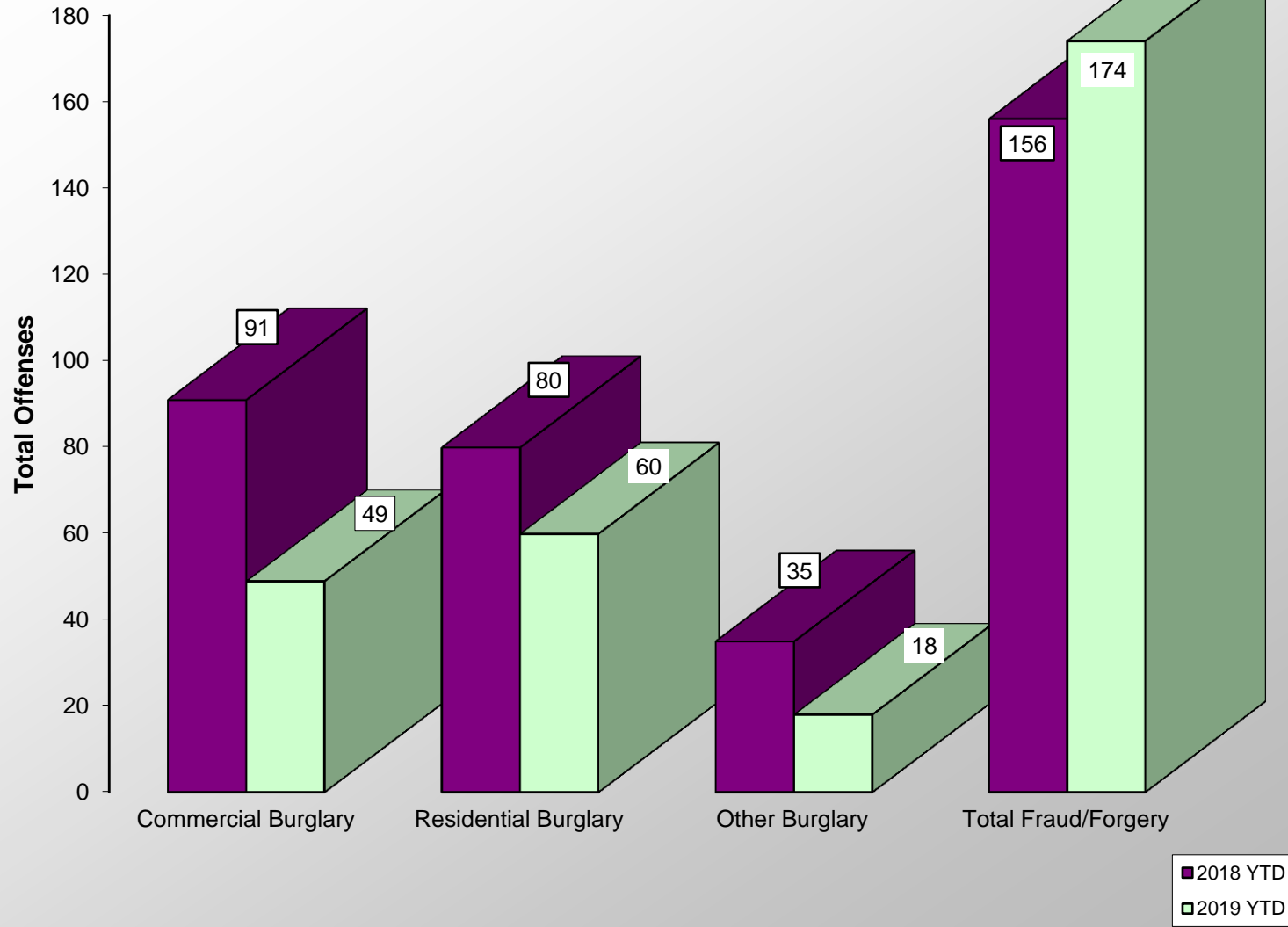
ACCIDENT COMPARISON 2018 - 2019 Year to Date



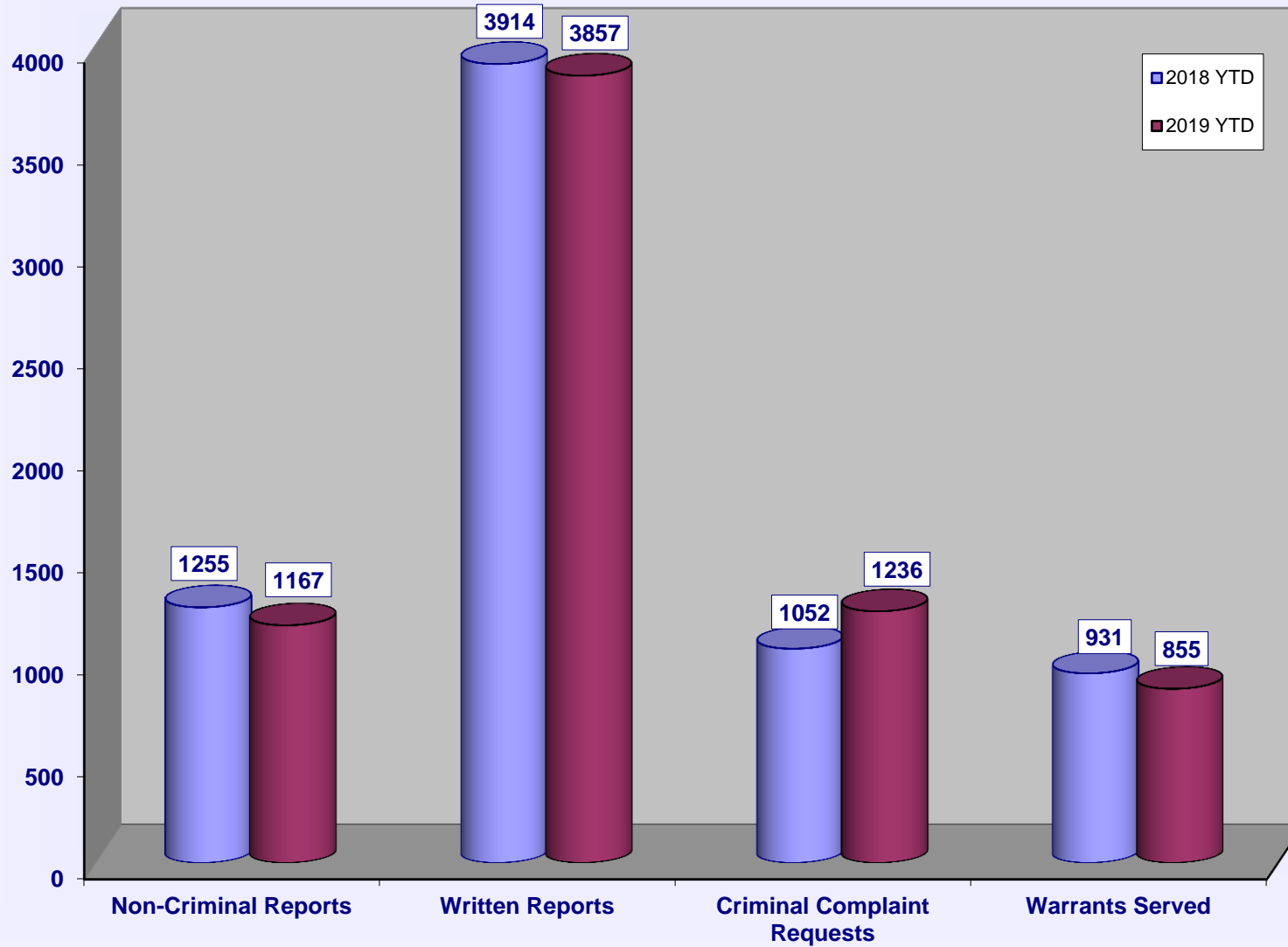
VEHICLE THEFTS



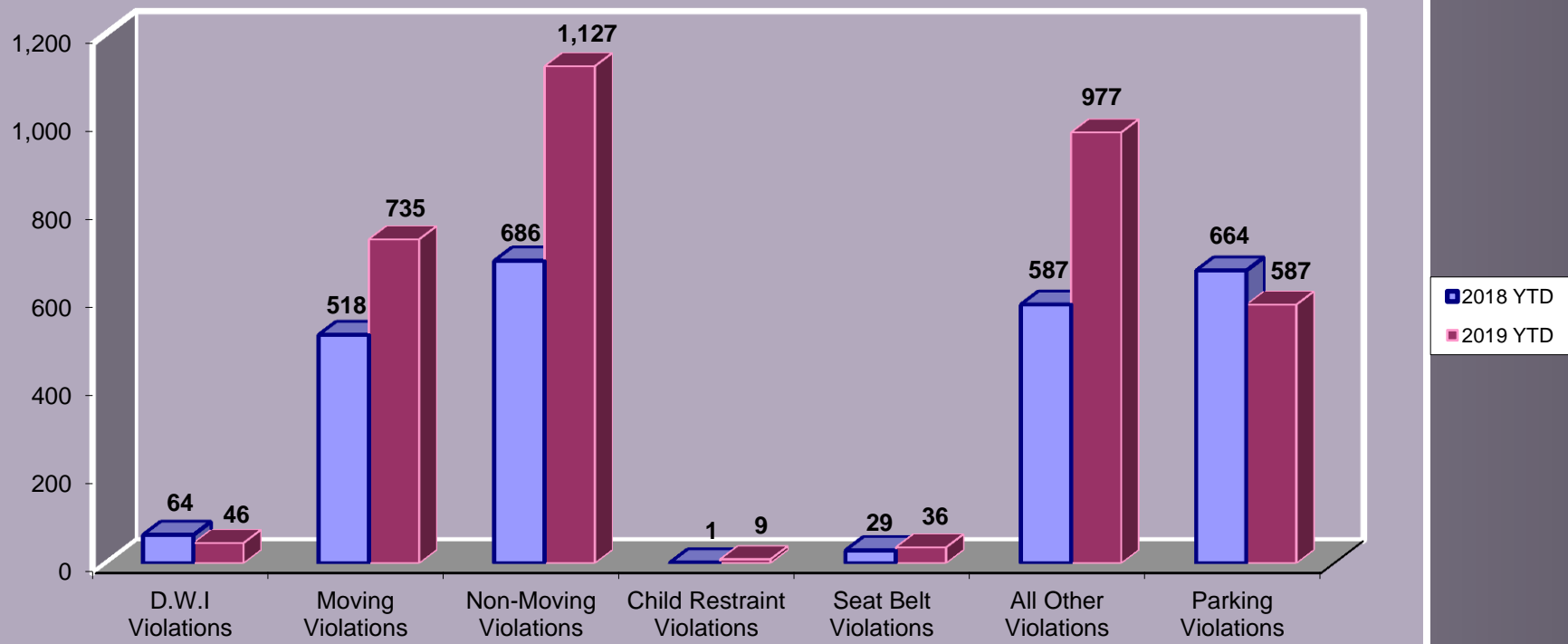
BURGLARIES 2018 - 2019 Year to Date



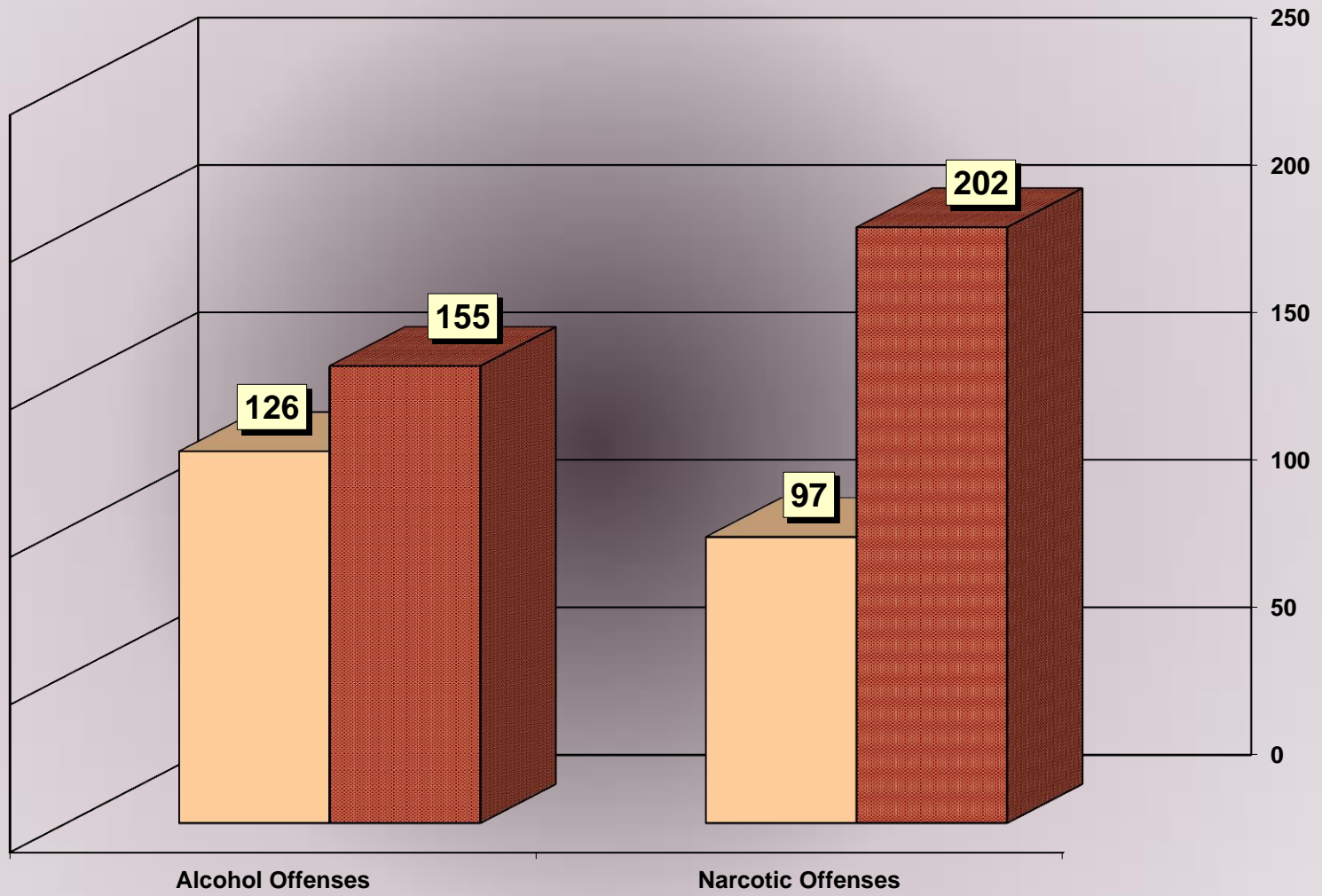
SERVICE & NON-SERVICE REQUESTS 2018 - 2019



TRAFFIC CITATIONS 2018-2019



NARCOTIC / ALCOHOL OFFENSES 2018 - 2019



■ 2019 YTD
□ 2018 YTD

DEPARTMENT ACTIONS

