

MANTECA POLICE DEPARTMENT
MONTHLY CRIME STATISTICS REPORT
JULY 2019

Part One Crime Offenses	Current Month	This Month Last Year	% Change Month/Month 2019 - 2018	2019 Cleared Offenses YTD	2019 Clearance RATE YTD	2019 Offenses YTD	2018 Offenses YTD	% Change YTD/YTD 2019 - 2018	2018 Cleared Offenses YTD	2018 Clearance RATE YTD
Homicide	2	0	N.C.	1	50%	2	0	N.C.	0	N.C.
Rape/Unlawful Interc	1	1	0.00%	11	58%	19	6	216.67%	0	0%
Robbery	7	3	133.33%	17	40%	43	63	-31.75%	1	2%
Aggravated Assault	9	10	-10.00%	32	55%	58	67	-13.43%	2	3%
Commercial Burglary	7	8	-12.50%	12	21%	56	99	-43.43%	3	3%
Residential Burglary	7	18	-61.11%	9	13%	67	98	-31.63%	0	0%
Other Burglary	0	5	-100.00%	1	6%	18	40	-55.00%	0	0%
Auto Burglary	38	32	18.75%	5	2%	281	274	2.55%	0	0%
Grand Theft	17	12	41.67%	19	16%	121	98	23.47%	0	0%
Vehicle Theft	22	47	-53.19%	36	19%	188	223	-15.70%	7	3%
Arson	3	1	200.00%	1	10%	10	10	0.00%	0	0%
All Other Felonies	56	42	33.33%	326	79%	412	261	57.85%	18	7%
Total Felonies	169	179	-5.59%	470	37%	1275	1239	2.91%	31	3%
Total Burglaries	52	63	-17.46%	27	6%	422	511	-17.42%	3	1%
Misdemeanor Offenses	Current Month	This Month Last Year	% Change Month/Month 2019 - 2018	2019 Cleared Offenses YTD	2019 Clearance RATE YTD	2019 Offenses YTD	2018 Offenses YTD	% Change YTD/YTD 2019 - 2018	2018 Cleared Offenses YTD	2018 Clearance RATE YTD
Misdemeanor Thefts	65	63	3.17%	89	19%	475	489	-2.86%	8	2%
All Other Misdemeanors	194	238	-18.49%	1117	77%	1445	1379	4.79%	147	11%
Total Misdemeanors	259	301	-13.95%	1206	63%	1920	1868	2.78%	155	8%
Miscellaneous Offenses	Current Month	This Month Last Year	% Change Month/Month 2019 - 2018	2019 Cleared Offenses YTD	2019 Clearance RATE YTD	2019 Offenses YTD	2018 Offenses YTD	% Change YTD/YTD 2019 - 2018	2018 Cleared Offenses YTD	2018 Clearance RATE YTD
Total Narcotic Offenses	46	19	142.11%	247	100%	248	116	113.79%	16	14%
Total Alcohol Offenses	16	21	-23.81%	171	100%	171	147	16.33%	21	14%
Total Domestic Violence	33	47	-29.79%	205	99%	208	263	-20.91%	21	8%
Total Fraud/Forgery	29	26	11.54%	27	13%	203	182	11.54%	4	2%
Total Vehicle Abatements	0	0	N/C	0	N/C	0	0	N/C	0	N/C
	124	113	9.73%	650	78%	830	708	17.23%	62	9%
*N.C. - not calculable	*N/C - no change									
Chief _____										
						0				

MANTECA POLICE DEPARTMENT
MONTHLY CRIME STATISTICS REPORT
JULY 2019

Non-Criminal Reports & Services	Current Month	2019 YTD	2018 YTD	% Change YTD/YTD 2019 - 2018
Non-Criminal Reports	187	1354	1496	-9.49%
Service Requests	4446	30697	24262	26.52%
Written Reports	602	4459	4637	-3.84%
Criminal Complaint Requests	228	1464	1234	18.64%
Warrants Served	149	1004	1082	-7.21%

Property Value	Current Month	2019 YTD	2018 YTD	% Change YTD/YTD 2019 - 2018
Property Stolen	\$357,461.00	\$2,771,219.00	\$3,222,427.00	-14.00%
Property Recovered	\$128,219.00	\$1,086,787.00	\$1,420,193.00	-23.48%
% Property Value Recovered	35.87%	39.22%	44.07%	-11.02%

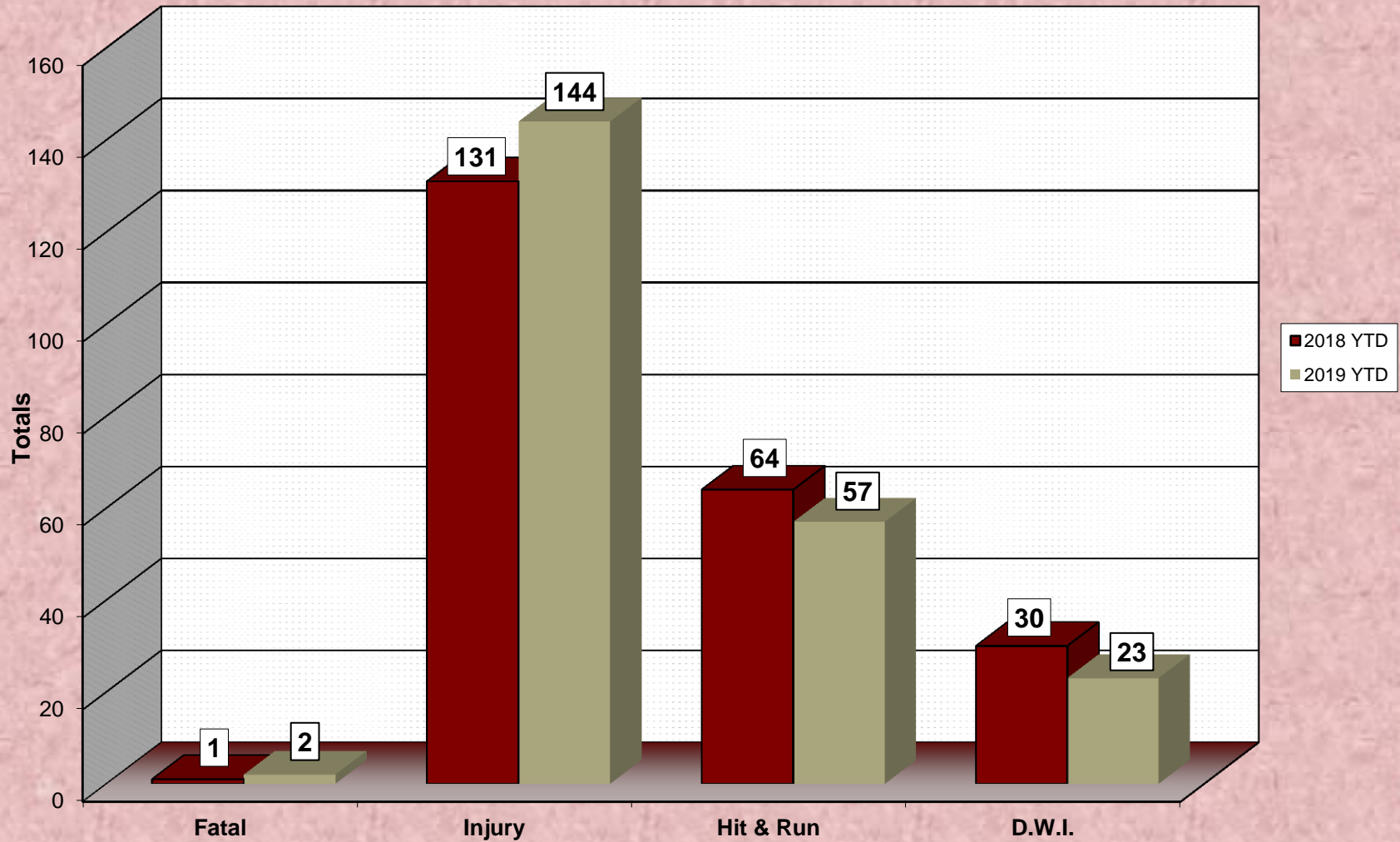
Accidents	Current Month	2019 YTD	2018 YTD	% Change YTD/YTD 2019 - 2018
Total Accidents	94	569	520	9.42%
Property Damage Only	71	423	387	9.30%
Fatal	1	2	1	100.00%
Injury	22	144	131	9.92%
Hit & Run	9	57	64	-10.94%
D.W.I.	2	23	30	-23.33%

Arrests	Current Month	2019 YTD	2018 YTD	% Change YTD/YTD 2019 - 2018
Adult Arrests	209	1455	1231	18.20%
Juvenile Arrests	5	33	49	-32.65%
Total Arrests	214	1488	1280	16.25%

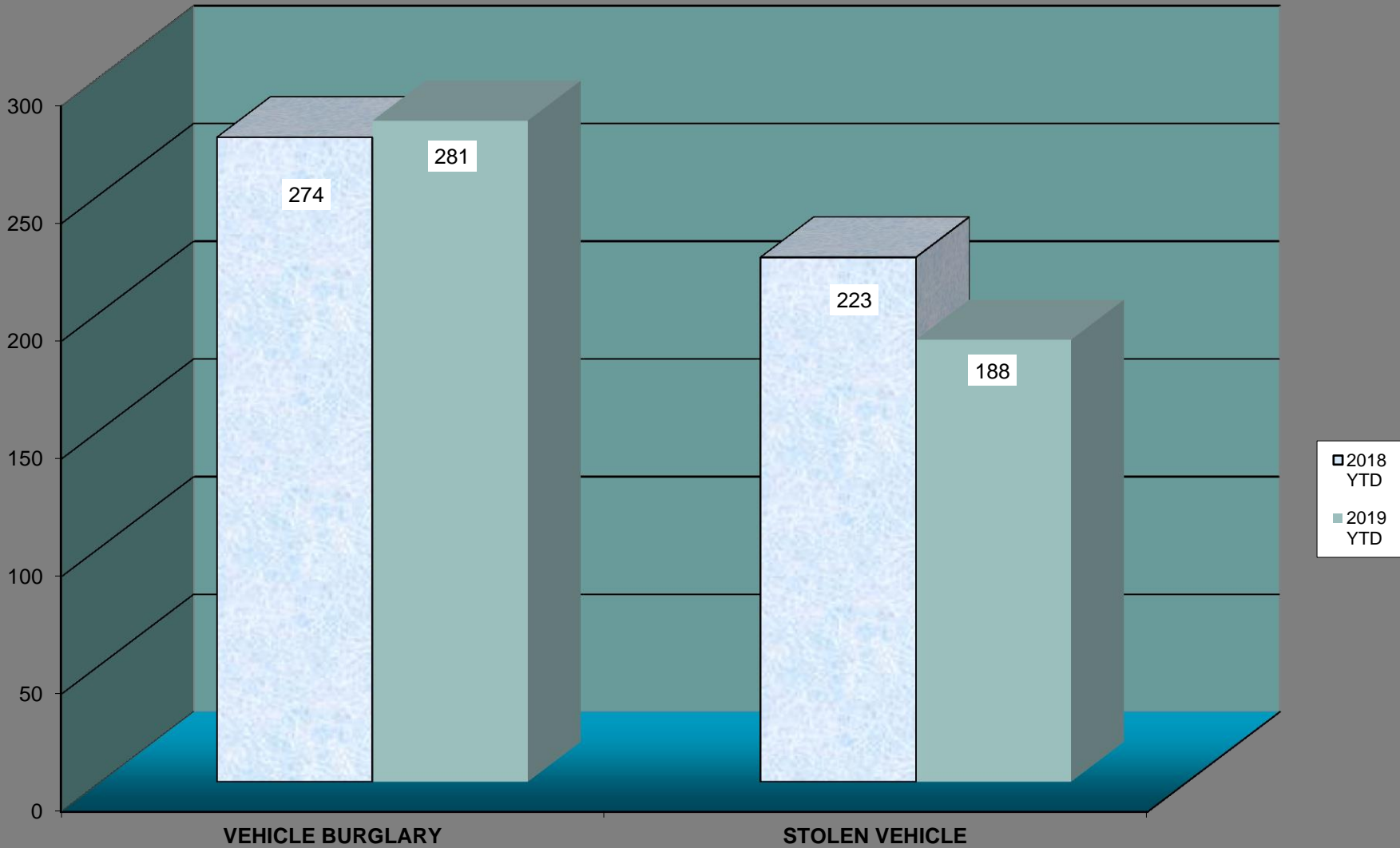
Citations	Current Month	2019 YTD	2018 YTD	% Change YTD/YTD 2019 - 2018
Total Citation Violations	386	3,464	2,276	52.20%
D.W.I Violations	5	51	76	-32.89%
Moving Violations	66	801	650	23.23%
Non-Moving Violations	126	1,253	786	59.41%
Child Restraint Violations	0	9	4	125.00%
Seat Belt Violations	1	37	35	5.71%
All Other Violations	189	1,166	705	65.39%
Parking Violations	139	726	746	-2.68%

Department Actions	Current Month	2019 YTD	2018 YTD	% Change YTD/YTD 2019 - 2018
Pursuits	2	14	24	-41.67%
Use of Force	2	24	12	100.00%

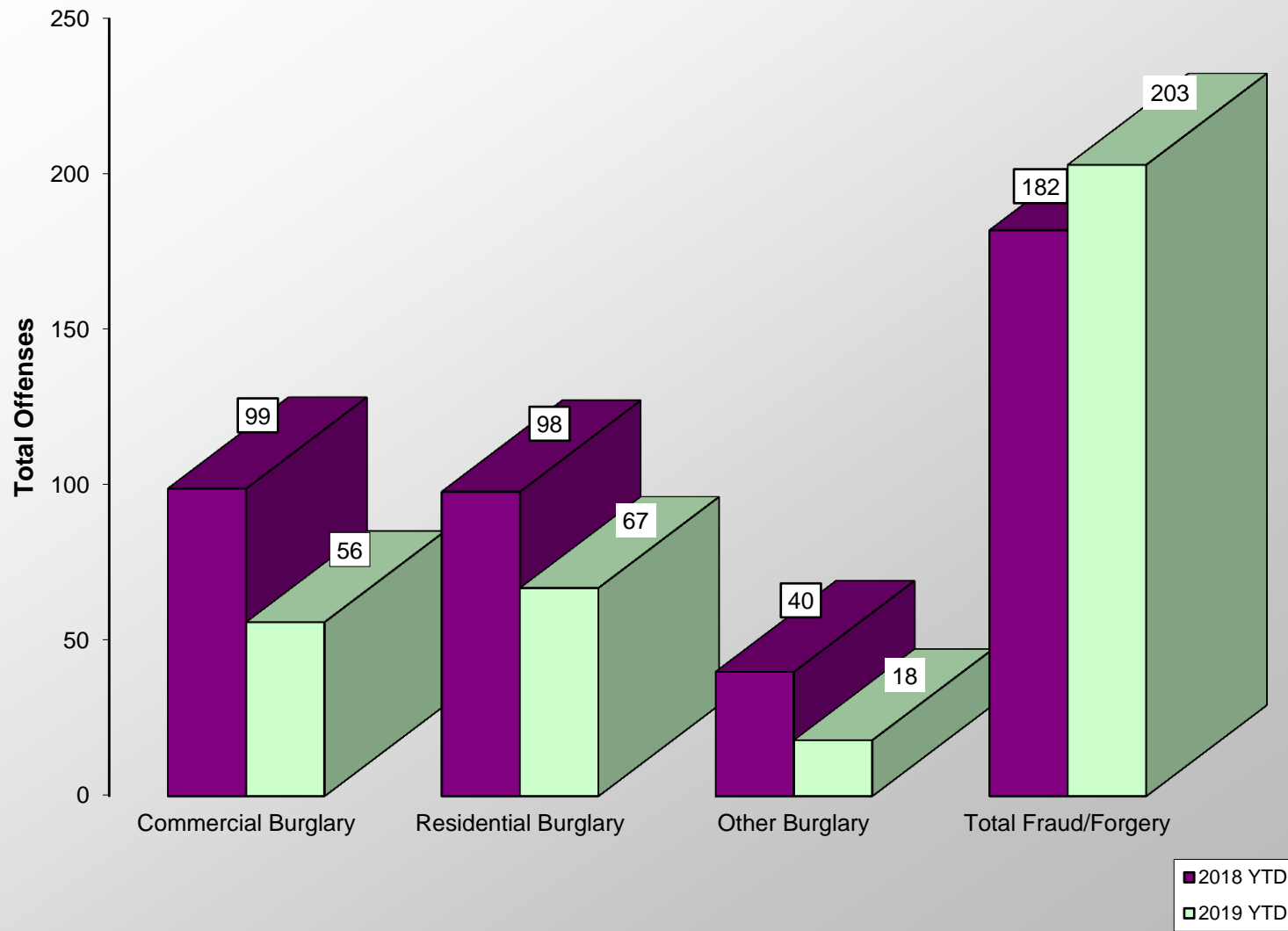
ACCIDENT COMPARISON 2018 - 2019 Year to Date



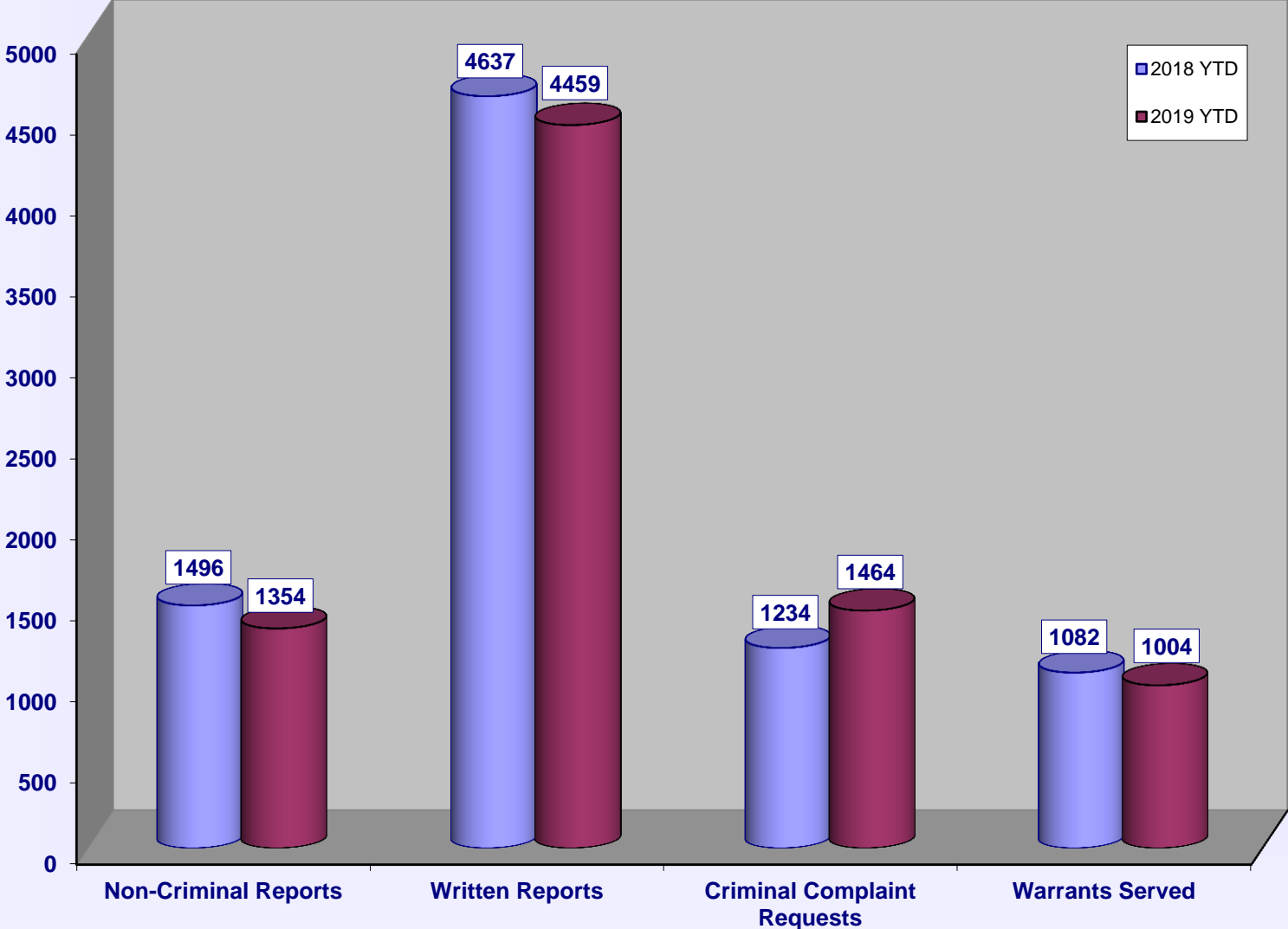
VEHICLE THEFTS



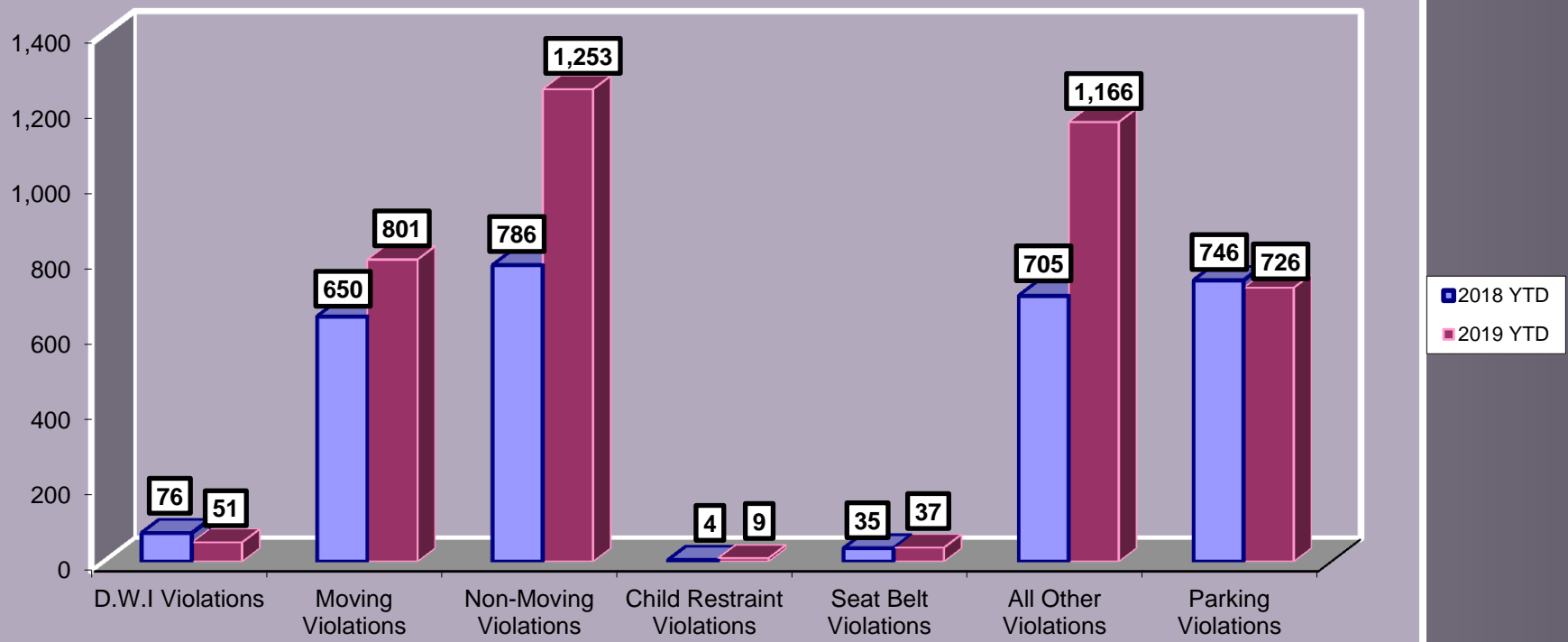
BURGLARIES 2018 - 2019 Year to Date



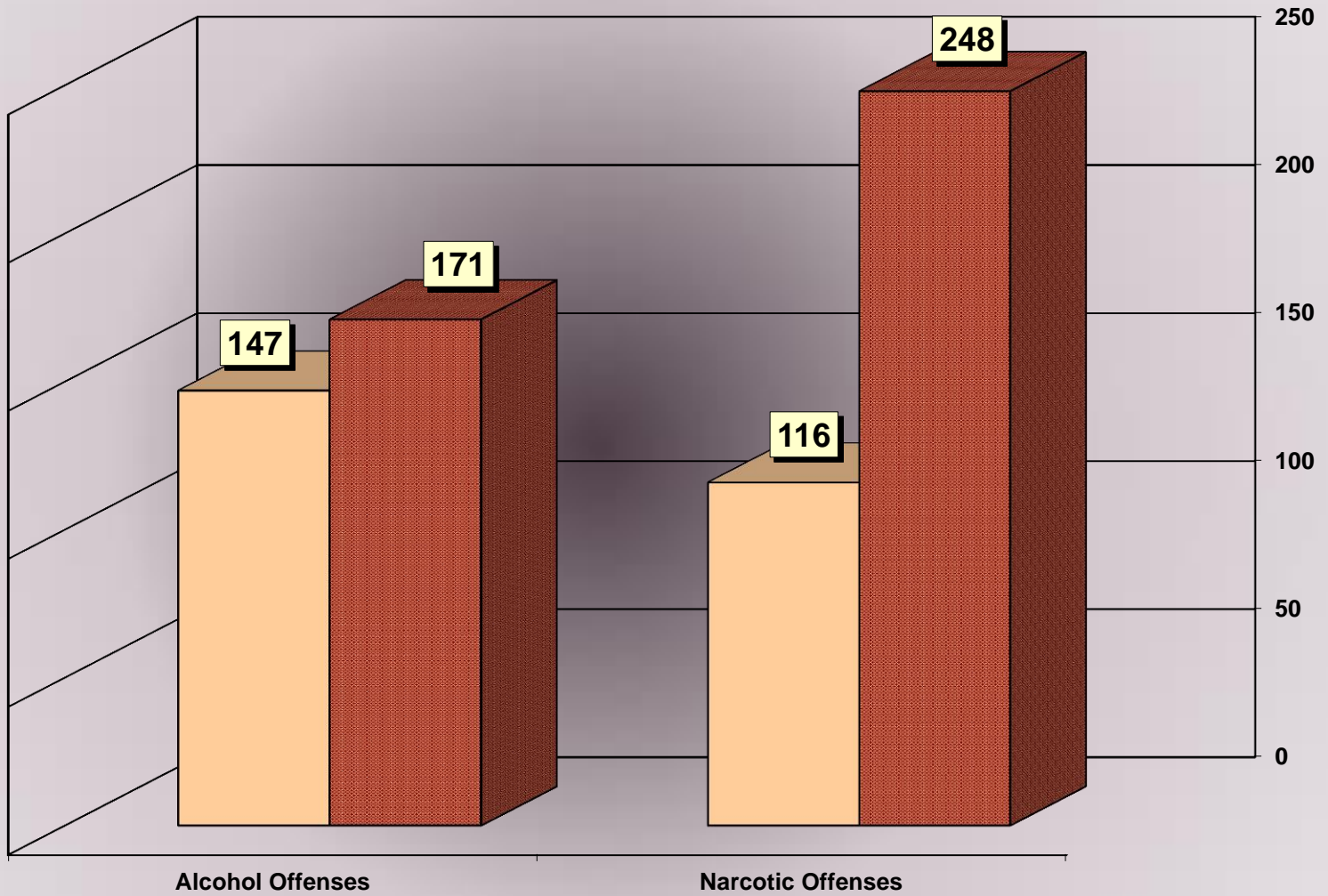
SERVICE & NON-SERVICE REQUESTS 2018 - 2019



TRAFFIC CITATIONS 2018-2019



NARCOTIC / ALCOHOL OFFENSES 2018 - 2019



■ 2019 YTD
□ 2018 YTD

DEPARTMENT ACTIONS

