

MANTECA POLICE DEPARTMENT
MONTHLY CRIME STATISTICS REPORT
OCTOBER 2019

Part One Crime Offenses	Current Month	This Month Last Year	% Change Month/Month 2019- 2018	2019 Cleared Offenses YTD	2019 Clearance RATE YTD	2019 Offenses YTD	2018 Offenses YTD	% Change YTD/YTD 2019 - 2018	2018 Cleared Offenses YTD	2018 Clearance RATE YTD
Homicide	0	0	N/C	2	67%	3	0	N.C.	0	N.C.
Rape/Unlawful Interc	2	6	-66.67%	14	54%	26	14	85.71%	2	14%
Robbery	4	14	-71.43%	23	38%	60	83	-27.71%	31	37%
Aggravated Assault	6	14	-57.14%	47	58%	81	101	-19.80%	51	50%
Commercial Burglary	14	11	27.27%	18	20%	89	133	-33.08%	12	9%
Residential Burglary	13	14	-7.14%	11	12%	93	140	-33.57%	18	13%
Other Burglary	1	4	-75.00%	2	11%	19	52	-63.46%	2	4%
Auto Burglary	45	25	80.00%	6	2%	399	388	2.84%	8	2%
Grand Theft	12	13	-7.69%	26	16%	161	156	3.21%	9	6%
Vehicle Theft	18	31	-41.94%	52	21%	249	307	-18.89%	51	17%
Arson	1	0	N.C.	4	29%	14	14	0.00%	2	14%
All Other Felonies	48	37	29.73%	425	79%	539	408	32.11%	248	61%
Total Felonies	164	169	-2.96%	630	36%	1733	1796	-3.51%	434	24%
Total Burglaries	73	54	35.19%	37	6%	600	713	-15.85%	40	6%
Misdemeanor Offenses	Current Month	This Month Last Year	% Change Month/Month 2019 - 2018	2019 Cleared Offenses YTD	2019 Clearance RATE YTD	2019 Offenses YTD	2018 Offenses YTD	% Change YTD/YTD 2019 - 2018	2018 Cleared Offenses YTD	2018 Clearance RATE YTD
Misdemeanor Thefts	77	66	16.67%	126	18%	684	688	-0.58%	113	16%
All Other Misdemeanors	182	202	-9.90%	1492	74%	2026	2033	-0.34%	1329	65%
Total Misdemeanors	259	268	-3.36%	1618	60%	2710	2721	-0.40%	1442	53%
Miscellaneous Offenses	Current Month	This Month Last Year	% Change Month/Month 2019 - 2018	2019 Cleared Offenses YTD	2019 Clearance RATE YTD	2019 Offenses YTD	2018 Offenses YTD	% Change YTD/YTD 2019 - 2018	2018 Cleared Offenses YTD	2018 Clearance RATE YTD
Total Narcotic Offenses	22	18	22.22%	307	99%	310	200	55.00%	182	91%
Total Alcohol Offenses	9	16	-43.75%	219	100%	219	213	2.82%	210	99%
Total Domestic Violence	28	35	-20.00%	274	94%	293	364	-19.51%	261	72%
Total Fraud/Forgery	29	24	20.83%	41	14%	285	250	14.00%	25	10%
Total Vehicle Abatements	0	0	N/C	0	N/C	0	0	N/C	0	N/C
	88	93	-5.38%	841	76%	1107	1027	7.79%	678	66%
*N.C. - not calculable	*N/C - no change									
Chief _____										
						0				

MANTECA POLICE DEPARTMENT
MONTHLY CRIME STATISTICS REPORT
OCTOBER 2019

Non-Criminal Reports & Services	Current Month	2019 YTD	2018 YTD	% Change YTD/YTD 2019 - 2018
Non-Criminal Reports	176	1929	2233	-13.61%
Service Requests	4425	43789	37851	15.69%
Written Reports	574	6239	6794	-8.17%
Criminal Complaint Requests	151	1961	1831	7.10%
Warrants Served	87	1351	1357	-0.44%

Property Value	Current Month	2019 YTD	2018 YTD	% Change YTD/YTD 2019 - 2018
Property Stolen	\$427,266.00	\$3,803,457.00	\$4,386,880.00	-13.30%
Property Recovered	\$253,534.00	\$1,534,173.00	\$1,990,387.00	-22.92%
% Property Value Recovered	59.34%	40.34%	45.37%	-11.10%

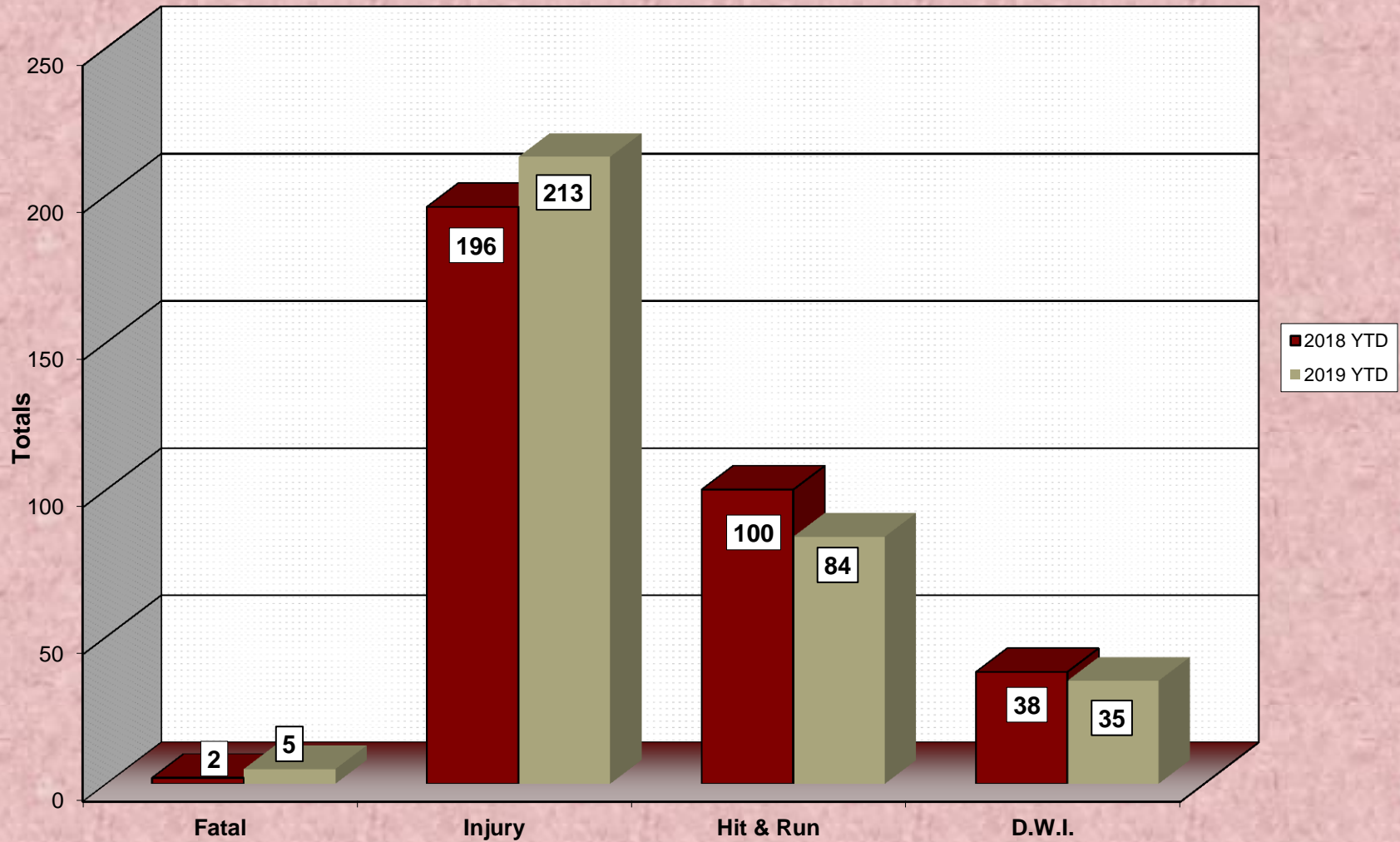
Accidents	Current Month	2019 YTD	2018 YTD	% Change YTD/YTD 2019 - 2018
Total Accidents	103	867	764	13.48%
Property Damage Only	77	649	565	14.87%
Fatal	0	5	2	150.00%
Injury	26	213	196	8.67%
Hit & Run	15	84	100	-16.00%
D.W.I.	3	35	38	-7.89%

Arrests	Current Month	2019 YTD	2018 YTD	% Change YTD/YTD 2019 - 2018
Adult Arrests	142	2102	1809	16.20%
Juvenile Arrests	9	50	78	-35.90%
Total Arrests	151	2152	1887	14.04%

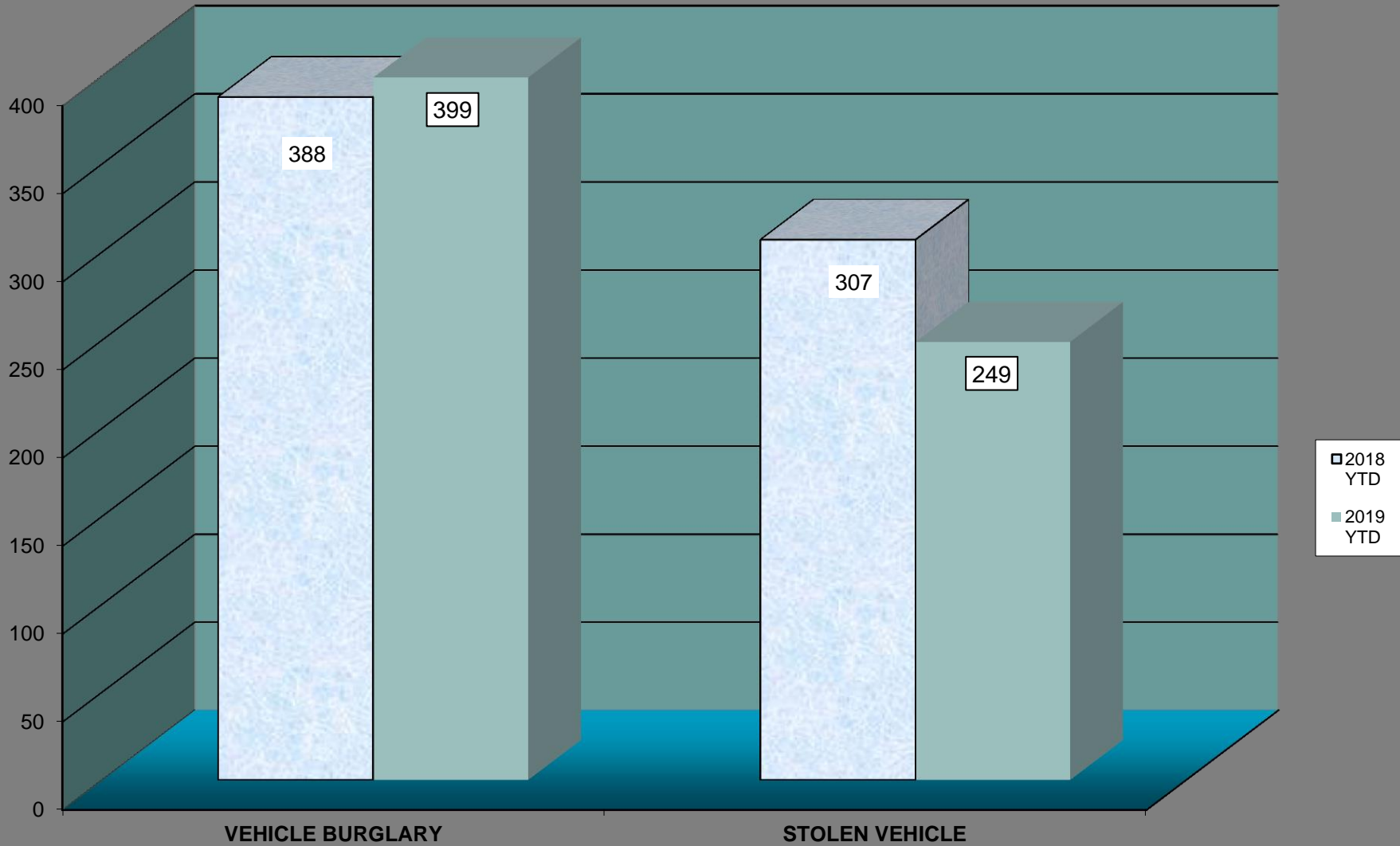
Citations	Current Month	2019 YTD	2018 YTD	% Change YTD/YTD 2019 - 2018
Total Citation Violations	496	4,556	3,820	19.27%
D.W.I Violations	3	68	111	-38.74%
Moving Violations	260	1,260	1,232	2.27%
Non-Moving Violations	122	1,570	1,282	22.46%
Child Restraint Violations	2	12	7	71.43%
Seat Belt Violations	5	46	63	-26.98%
All Other Violations	111	1,465	1,105	32.58%
Parking Violations	66	967	1,201	-19.48%

Department Actions	Current Month	2019 YTD	2018 YTD	% Change YTD/YTD 2019 - 2018
Pursuits	3	19	32	-40.63%
Use of Force	5	30	18	66.67%

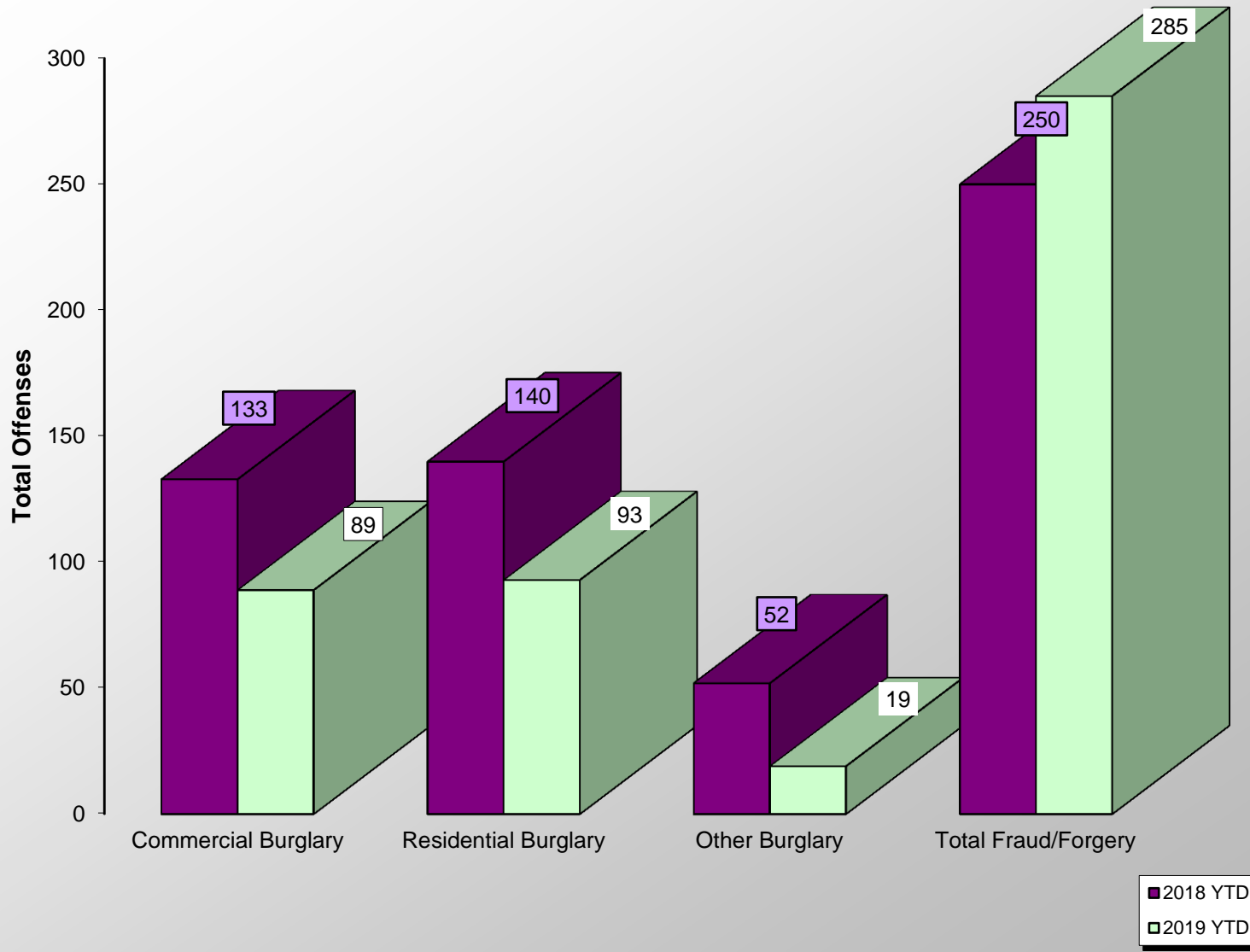
ACCIDENT COMPARISON 2018 - 2019 Year to Date



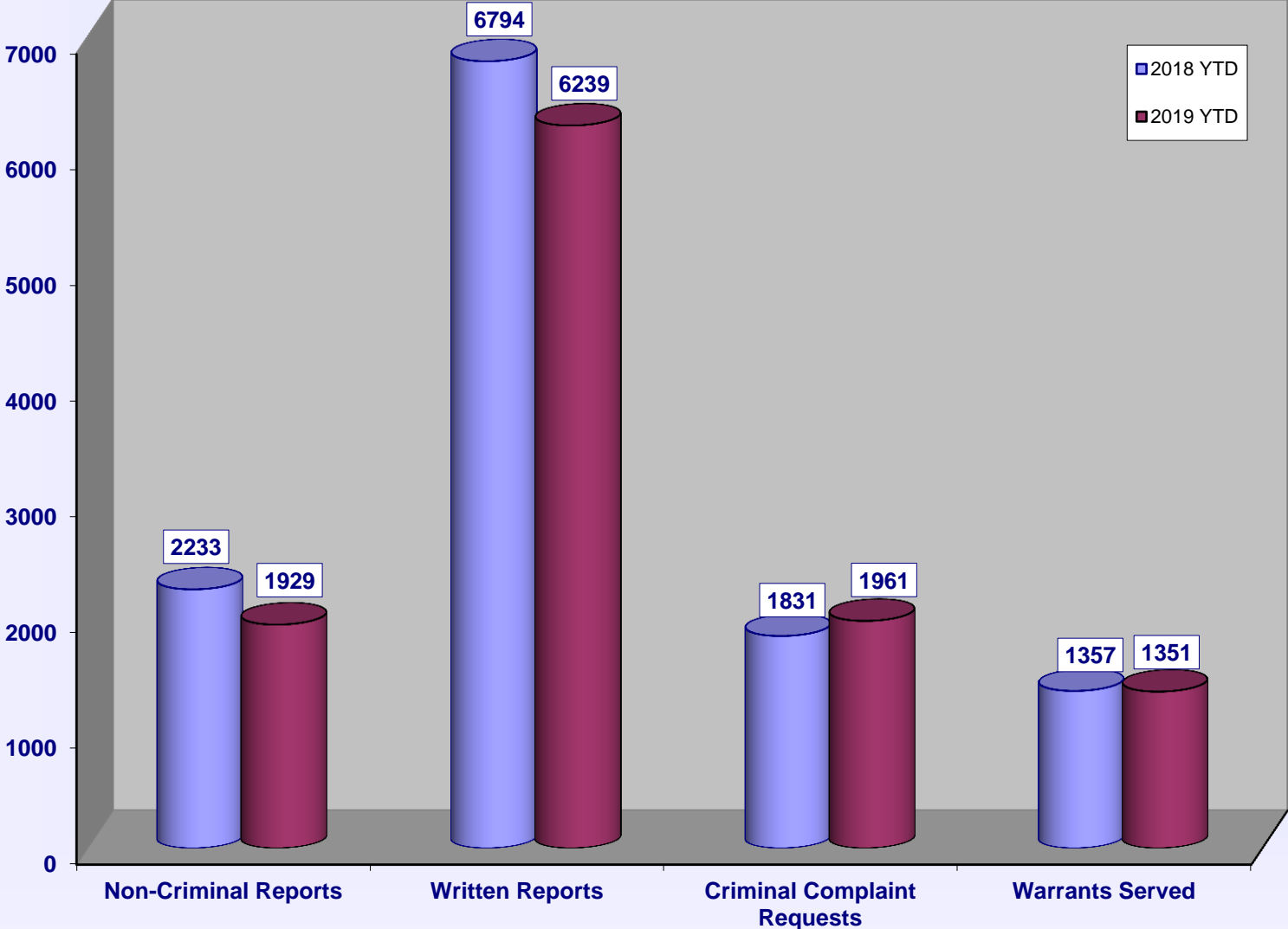
VEHICLE THEFTS



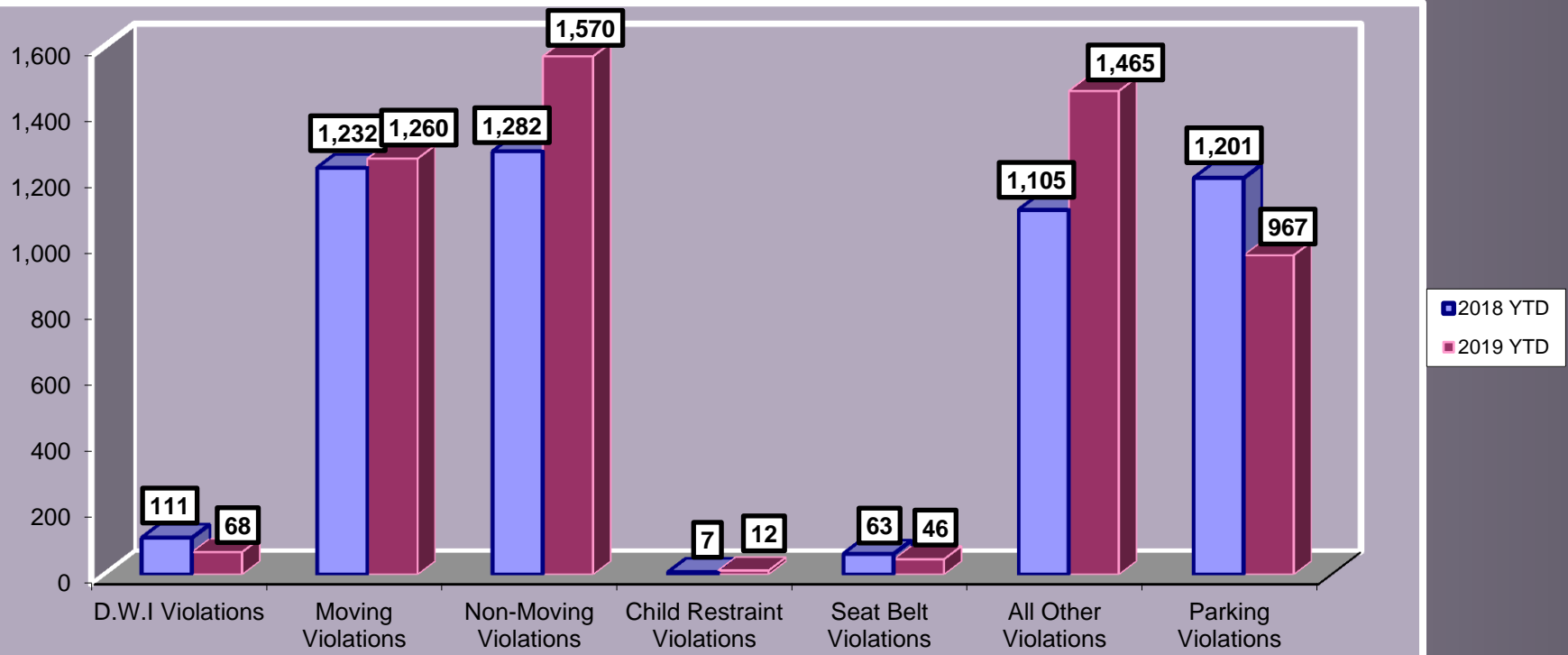
BURGLARIES 2018 - 2019 Year to Date



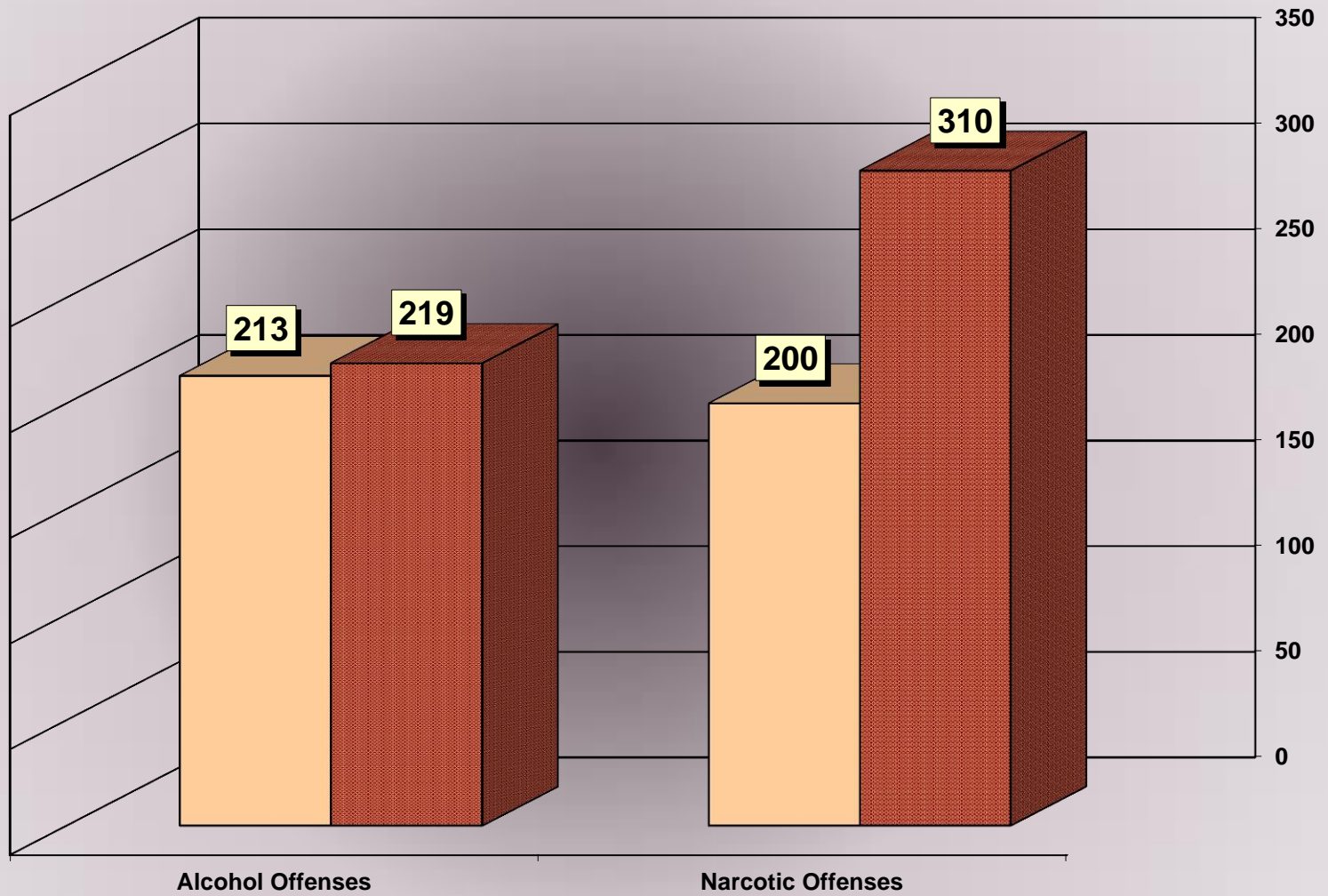
SERVICE & NON-SERVICE REQUESTS 2018 - 2019



TRAFFIC CITATIONS 2018-2019



NARCOTIC / ALCOHOL OFFENSES 2018 - 2019



■ 2019 YTD
□ 2018 YTD

DEPARTMENT ACTIONS

