

MANTECA POLICE DEPARTMENT
MONTHLY CRIME STATISTICS REPORT
NOVEMBER 2019

Part One Crime Offenses	Current Month	This Month Last Year	% Change Month/Month 2019- 2018	2019 Cleared Offenses YTD	2019 Clearance RATE YTD	2019 Offenses YTD	2018 Offenses YTD	% Change YTD/YTD 2019 - 2018	2018 Cleared Offenses YTD	2018 Clearance RATE YTD
Homicide	0	0	N/C	2	67%	3	0	N.C.	0	N/C
Rape/Unlawful Interc	1	2	-50.00%	17	63%	27	16	68.75%	3	19%
Robbery	0	10	-100.00%	23	38%	60	93	-35.48%	36	39%
Aggravated Assault	2	9	-77.78%	48	58%	83	110	-24.55%	56	51%
Commercial Burglary	8	14	-42.86%	19	20%	97	147	-34.01%	15	10%
Residential Burglary	6	10	-40.00%	12	12%	99	150	-34.00%	19	13%
Other Burglary	3	3	0.00%	3	14%	22	55	-60.00%	2	4%
Auto Burglary	38	42	-9.52%	6	1%	437	430	1.63%	10	2%
Grand Theft	19	10	90.00%	30	17%	180	166	8.43%	10	6%
Vehicle Theft	16	27	-40.74%	55	21%	265	334	-20.66%	52	16%
Arson	2	1	100.00%	4	25%	16	15	6.67%	2	13%
All Other Felonies	32	34	-5.88%	451	79%	571	442	29.19%	266	60%
Total Felonies	127	162	-21.60%	670	36%	1860	1958	-5.01%	471	24%
Total Burglaries	55	69	-20.29%	40	6%	655	782	-16.24%	46	6%
Misdemeanor Offenses	Current Month	This Month Last Year	% Change Month/Month 2019 - 2018	2019 Cleared Offenses YTD	2019 Clearance RATE YTD	2019 Offenses YTD	2018 Offenses YTD	% Change YTD/YTD 2019 - 2018	2018 Cleared Offenses YTD	2018 Clearance RATE YTD
Misdemeanor Thefts	72	66	9.09%	138	18%	756	754	0.27%	122	16%
All Other Misdemeanors	157	154	1.95%	1591	73%	2183	2187	-0.18%	1438	66%
Total Misdemeanors	229	220	4.09%	1729	59%	2939	2941	-0.07%	1560	53%
Miscellaneous Offenses	Current Month	This Month Last Year	% Change Month/Month 2019 - 2018	2019 Cleared Offenses YTD	2019 Clearance RATE YTD	2019 Offenses YTD	2018 Offenses YTD	% Change YTD/YTD 2019 - 2018	2018 Cleared Offenses YTD	2018 Clearance RATE YTD
Total Narcotic Offenses	19	15	26.67%	327	99%	329	215	53.02%	197	92%
Total Alcohol Offenses	21	17	23.53%	240	100%	240	230	4.35%	227	99%
Total Domestic Violence	22	24	-8.33%	294	93%	315	388	-18.81%	271	70%
Total Fraud/Forgery	19	16	18.75%	43	14%	304	266	14.29%	27	10%
Total Vehicle Abatements	0	0	N/C	0	N/C	0	0	N/C	0	N/C
	81	72	12.50%	904	76%	1188	1099	8.10%	722	66%
*N.C. - not calculable	*N/C - no change									
Chief _____										
						0				

MANTECA POLICE DEPARTMENT
MONTHLY CRIME STATISTICS REPORT
NOVEMBER 2019

Non-Criminal Reports & Services	Current Month	2019 YTD	2018 YTD	% Change YTD/YTD 2019 - 2018
Non-Criminal Reports	173	2102	2414	-12.92%
Service Requests	3728	47517	41895	13.42%
Written Reports	511	6750	7349	-8.15%
Criminal Complaint Requests	172	2133	2010	6.12%
Warrants Served	92	1443	1476	-2.24%

Property Value	Current Month	2019 YTD	2018 YTD	% Change YTD/YTD 2019 - 2018
Property Stolen	\$448,664.00	\$4,252,121.00	\$4,878,357.00	-12.84%
Property Recovered	\$207,731.00	\$17,419,045.00	\$2,080,309.00	737.33%
% Property Value Recovered	46.30%	409.66%	42.64%	860.65%

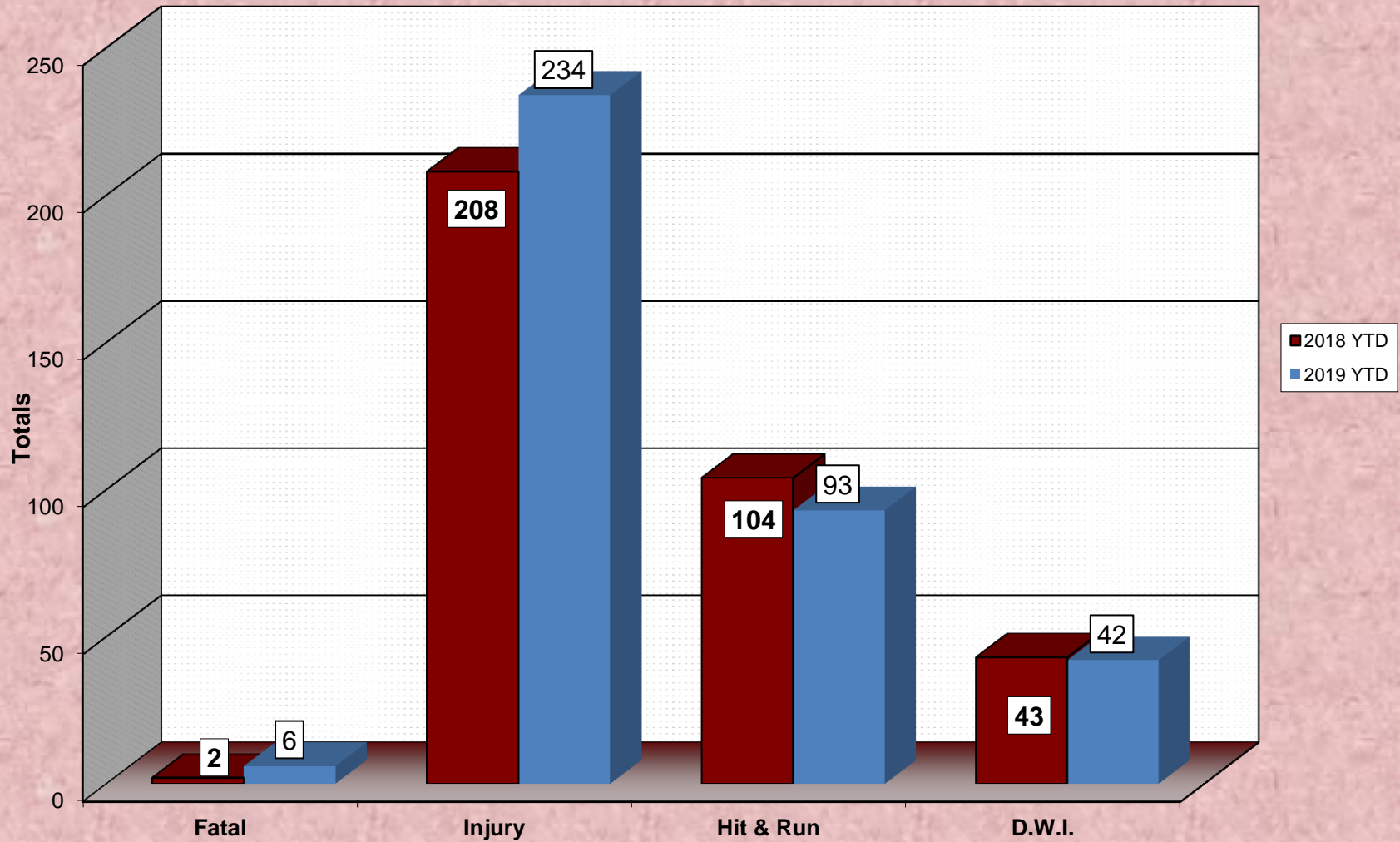
Accidents	Current Month	2019 YTD	2018 YTD	% Change YTD/YTD 2019 - 2018
Total Accidents	98	965	856	12.73%
Property Damage Only	76	725	645	12.40%
Fatal	1	6	2	200.00%
Injury	21	234	208	12.50%
Hit & Run	9	93	104	-10.58%
D.W.I.	7	42	43	-2.33%

Arrests	Current Month	2019 YTD	2018 YTD	% Change YTD/YTD 2019 - 2018
Adult Arrests	140	2242	1948	15.09%
Juvenile Arrests	5	55	84	-34.52%
Total Arrests	145	2297	2032	13.04%

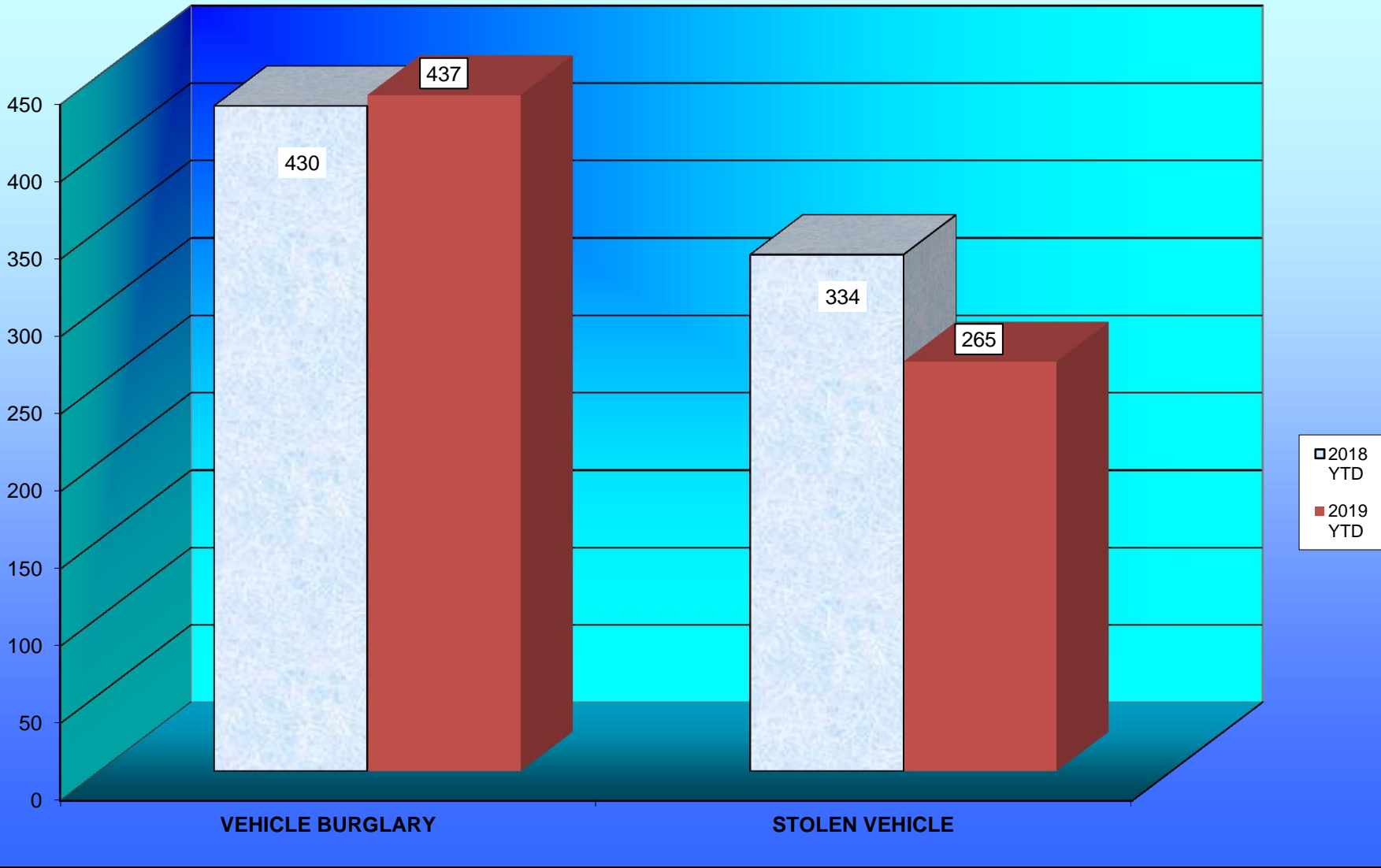
Citations	Current Month	2019 YTD	2018 YTD	% Change YTD/YTD 2019 - 2018
Total Citation Violations	253	4,809	4,154	15.77%
D.W.I Violations	4	72	121	-40.50%
Moving Violations	87	1,347	1,336	0.82%
Non-Moving Violations	102	1,672	1,425	17.33%
Child Restraint Violations	1	13	7	85.71%
Seat Belt Violations	2	48	65	-26.15%
All Other Violations	57	1,522	1,173	29.75%
Parking Violations	57	1,024	1,282	-20.12%

Department Actions	Current Month	2019 YTD	2018 YTD	% Change YTD/YTD 2019 - 2018
Pursuits	5	24	36	-33.33%
Use of Force	1	31	19	63.16%

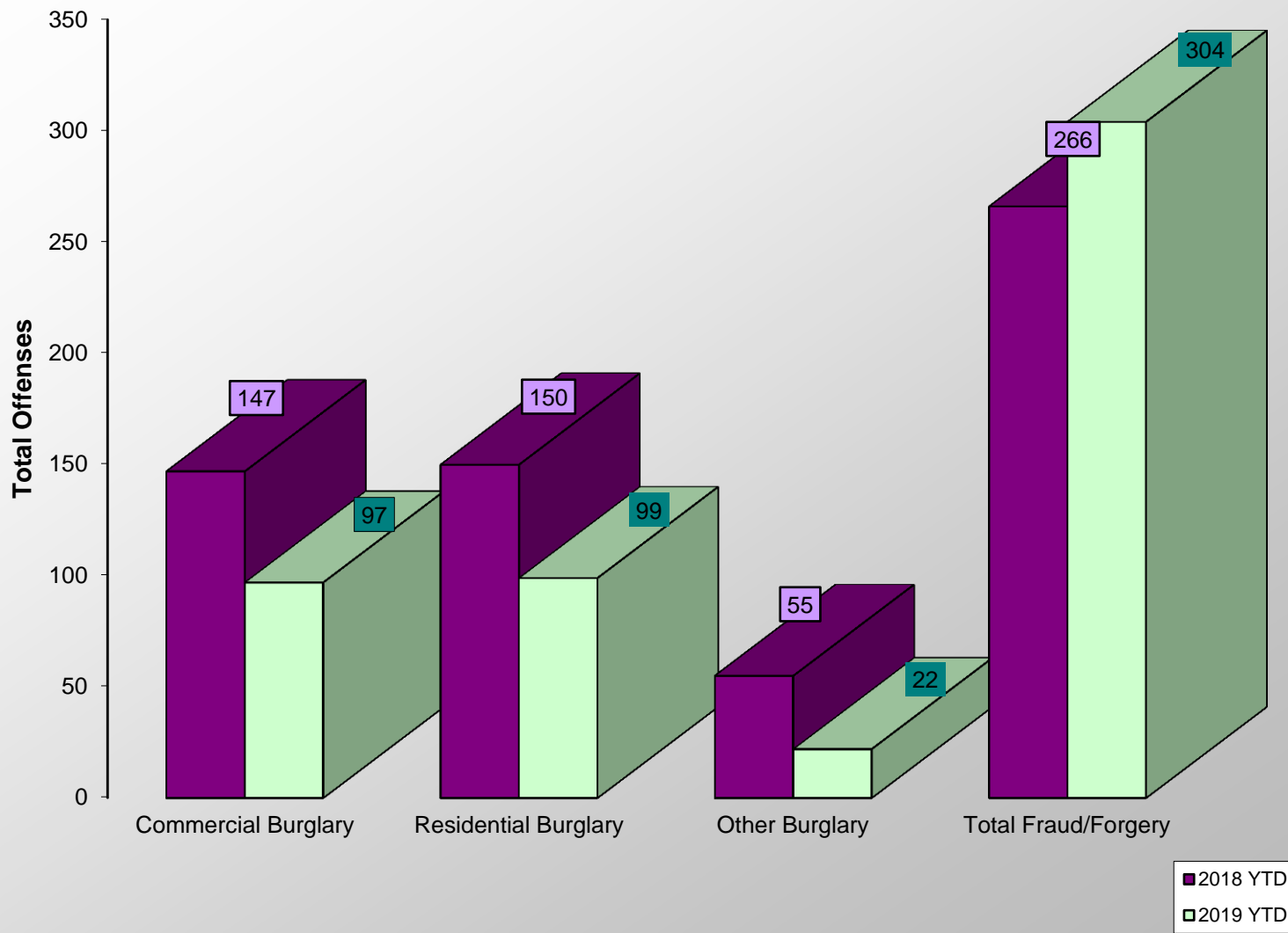
ACCIDENT COMPARISON 2018 - 2019 Year to Date



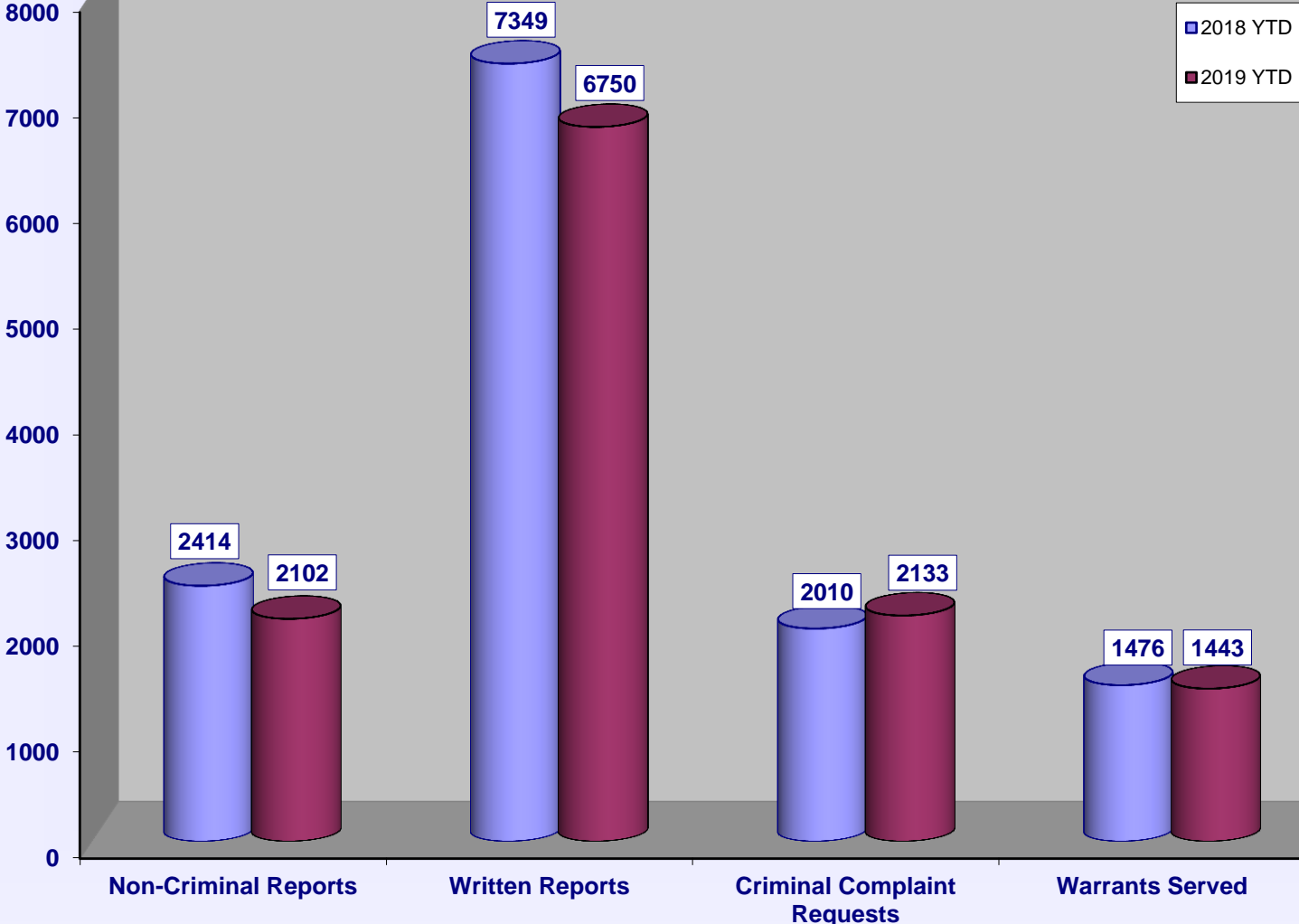
VEHICLE THEFTS



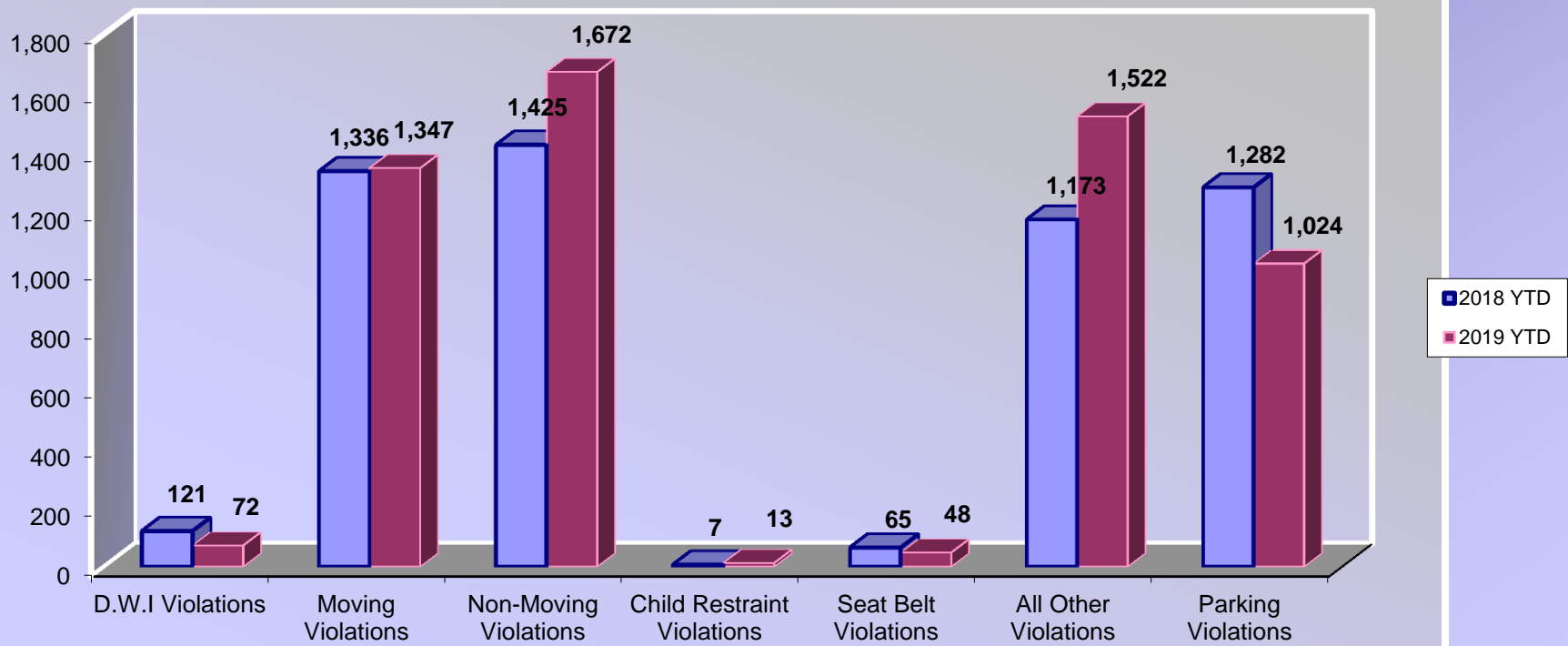
BURGLARIES 2018 - 2019 Year to Date



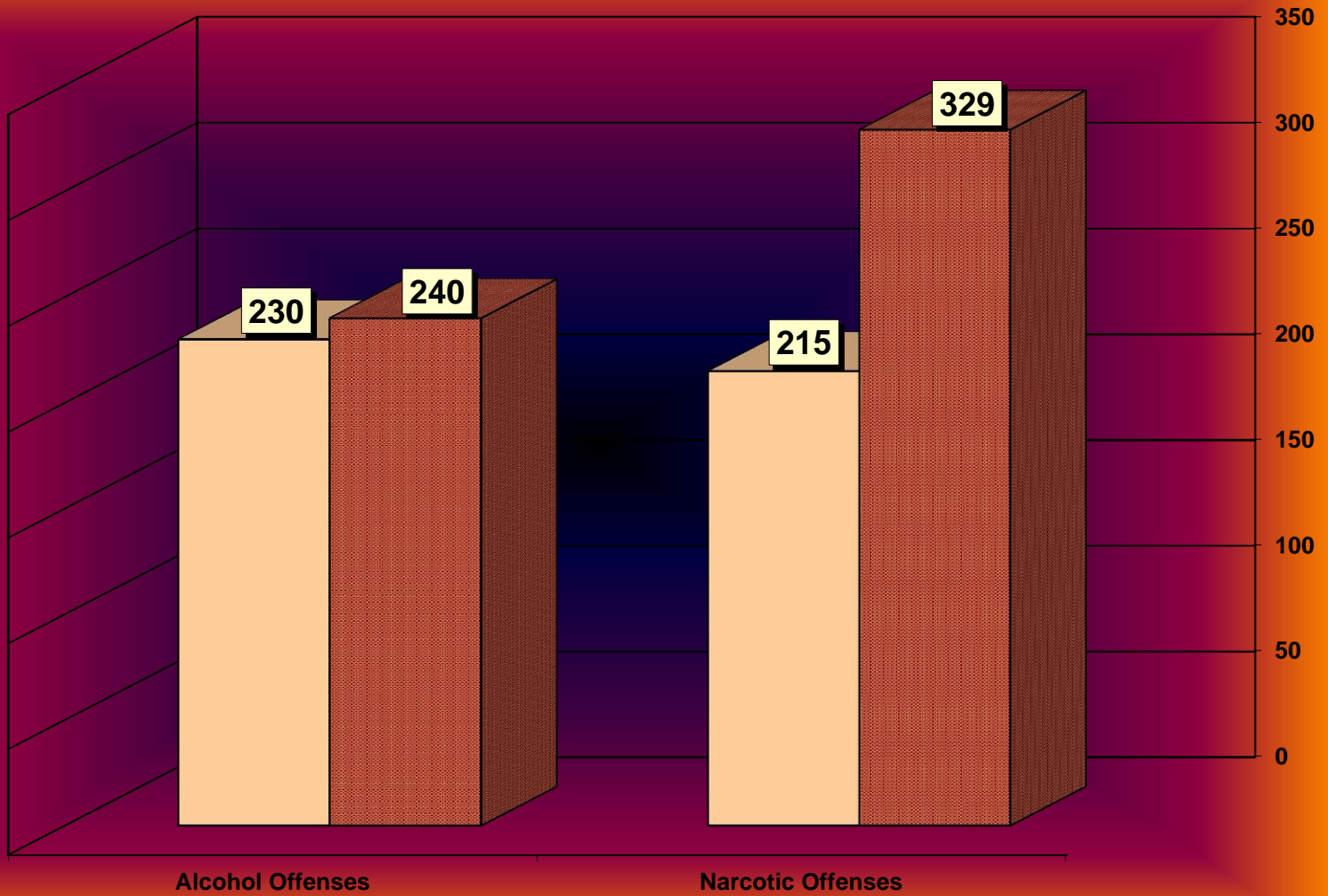
SERVICE & NON-SERVICE REQUESTS 2018 - 2019



TRAFFIC CITATIONS 2018-2019



NARCOTIC / ALCOHOL OFFENSES 2018 - 2019



■ 2019 YTD
□ 2018 YTD

Department Actions

