

MANTECA POLICE DEPARTMENT
MONTHLY CRIME STATISTICS REPORT
DECEMBER 2019

Part One Crime Offenses	Current Month	This Month Last Year	% Change Month/Month 2019- 2018	2019 Cleared Offenses YTD	2019 Clearance RATE YTD	2019 Offenses YTD	2018 Offenses YTD	% Change YTD/YTD 2019 - 2018	2018 Cleared Offenses YTD	2018 Clearance RATE YTD
Homicide	0	0	N/C	2	67%	3	0	N.C.	0	N/C
Rape/Unlawful Interc	4	6	-33.33%	19	61%	31	22	40.91%	6	27%
Robbery	6	4	50.00%	24	36%	66	97	-31.96%	44	45%
Aggravated Assault	4	8	-50.00%	50	57%	87	118	-26.27%	62	53%
Commercial Burglary	10	15	-33.33%	19	18%	107	162	-33.95%	15	9%
Residential Burglary	11	13	-15.38%	13	12%	110	163	-32.52%	20	12%
Other Burglary	1	6	-83.33%	4	17%	23	61	-62.30%	2	3%
Auto Burglary	37	48	-22.92%	7	1%	474	478	-0.84%	11	2%
Grand Theft	15	17	-11.76%	30	15%	195	183	6.56%	12	7%
Vehicle Theft	18	47	-61.70%	59	21%	283	381	-25.72%	60	16%
Arson	2	0	N.C.	4	22%	18	15	20.00%	2	13%
All Other Felonies	30	45	-33.33%	471	78%	601	487	23.41%	303	62%
Total Felonies	138	209	-33.97%	702	35%	1998	2167	-7.80%	537	25%
Total Burglaries	59	82	-28.05%	43	6%	714	864	-17.36%	48	6%
Misdemeanor Offenses	Current Month	This Month Last Year	% Change Month/Month 2019 - 2018	2019 Cleared Offenses YTD	2019 Clearance RATE YTD	2019 Offenses YTD	2018 Offenses YTD	% Change YTD/YTD 2019 - 2018	2018 Cleared Offenses YTD	2018 Clearance RATE YTD
Misdemeanor Thefts	56	96	-41.67%	147	18%	812	850	-4.47%	135	16%
All Other Misdemeanors	169	170	-0.59%	1697	72%	2352	2357	-0.21%	1552	66%
Total Misdemeanors	225	266	-15.41%	1844	58%	3164	3207	-1.34%	1687	53%
Miscellaneous Offenses	Current Month	This Month Last Year	% Change Month/Month 2019 - 2018	2019 Cleared Offenses YTD	2019 Clearance RATE YTD	2019 Offenses YTD	2018 Offenses YTD	% Change YTD/YTD 2019 - 2018	2018 Cleared Offenses YTD	2018 Clearance RATE YTD
Total Narcotic Offenses	10	23	-56.52%	338	100%	339	238	42.44%	217	91%
Total Alcohol Offenses	17	27	-37.04%	257	100%	257	257	0.00%	253	98%
Total Domestic Violence	20	19	5.26%	313	93%	335	407	-17.69%	287	71%
Total Fraud/Forgery	23	29	-20.69%	43	13%	327	295	10.85%	29	10%
Total Vehicle Abatements	0	0	N/C	0	N/C	0	0	N/C	0	N/C
	70	98	-28.57%	951	76%	1258	1197	5.10%	786	66%
*N.C. - not calculable	*N/C - no change									
Chief _____										
						0				

MANTECA POLICE DEPARTMENT
MONTHLY CRIME STATISTICS REPORT
DECEMBER 2019

Non-Criminal Reports & Services	Current Month	2019 YTD	2018 YTD	% Change YTD/YTD 2019 - 2018
Non-Criminal Reports	165	2267	2612	-13.21%
Service Requests	3758	51275	46256	10.85%
Written Reports	520	7270	8006	-9.19%
Criminal Complaint Requests	158	2291	2163	5.92%
Warrants Served	88	1531	1610	-4.91%

Property Value	Current Month	2019 YTD	2018 YTD	% Change YTD/YTD 2019 - 2018
Property Stolen	\$515,390.00	\$4,767,511.00	\$5,324,421.00	-10.46%
Property Recovered	\$151,459.00	\$1,893,363.00	\$2,249,751.00	-15.84%
% Property Value Recovered	29.39%	39.71%	42.25%	-6.01%

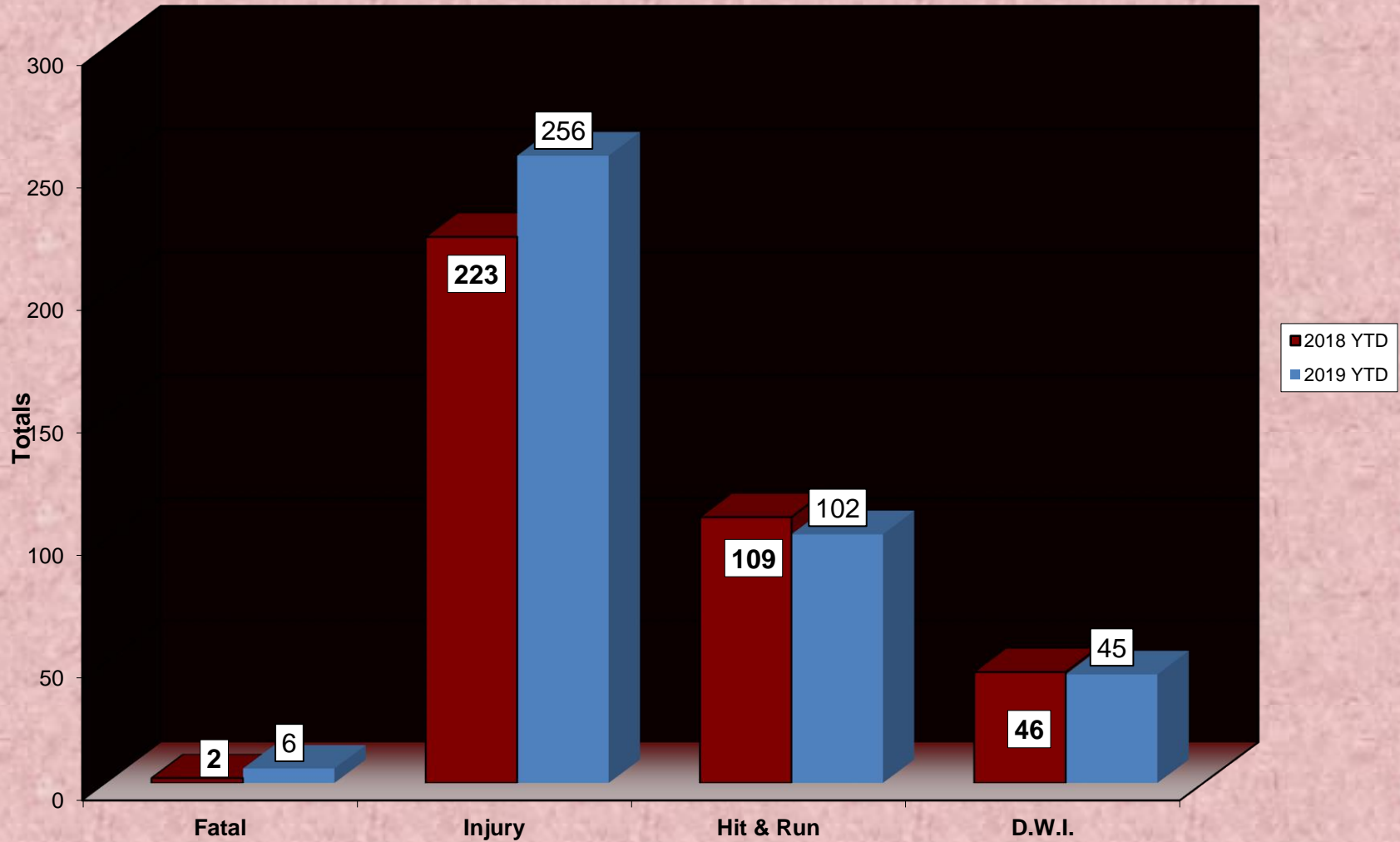
Accidents	Current Month	2019 YTD	2018 YTD	% Change YTD/YTD 2019 - 2018
Total Accidents	100	1065	929	14.64%
Property Damage Only	78	803	703	14.22%
Fatal	0	6	2	200.00%
Injury	22	256	223	14.80%
Hit & Run	9	102	109	-6.42%
D.W.I.	3	45	46	-2.17%

Arrests	Current Month	2019 YTD	2018 YTD	% Change YTD/YTD 2019 - 2018
Adult Arrests	109	2351	2122	10.79%
Juvenile Arrests	6	61	88	-30.68%
Total Arrests	115	2412	2210	9.14%

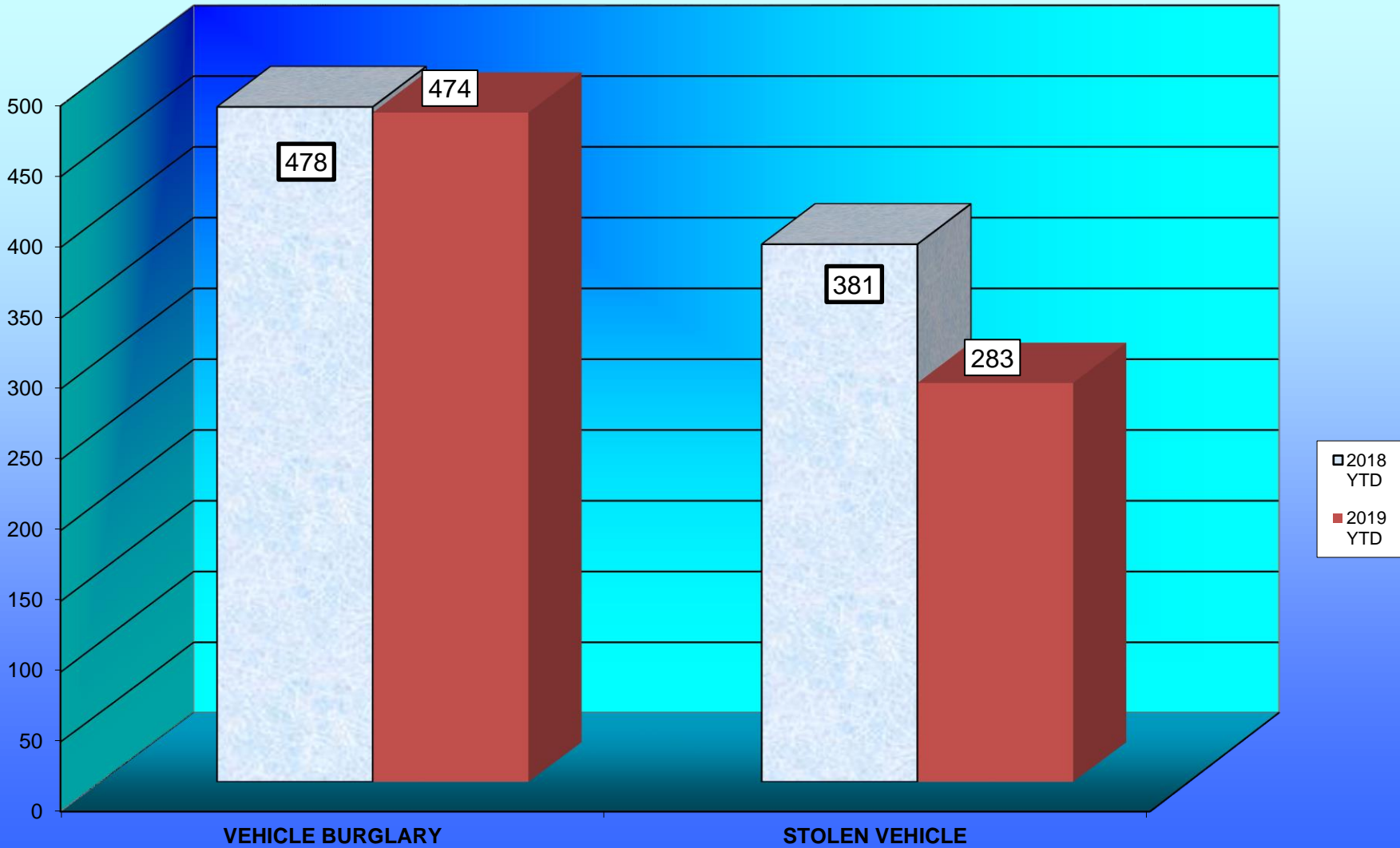
Citations	Current Month	2019 YTD	2018 YTD	% Change YTD/YTD 2019 - 2018
Total Citation Violations	241	5,050	4,446	13.59%
D.W.I Violations	6	78	136	-42.65%
Moving Violations	73	1,420	1,397	1.65%
Non-Moving Violations	67	1,739	1,529	13.73%
Child Restraint Violations	0	13	8	62.50%
Seat Belt Violations	1	49	66	-25.76%
All Other Violations	92	1,614	1,273	26.79%
Parking Violations	58	1,082	1,369	-20.96%

Department Actions	Current Month	2019 YTD	2018 YTD	% Change YTD/YTD 2019 - 2018
Pursuits	1	25	38	-34.21%
Use of Force	1	32	19	68.42%

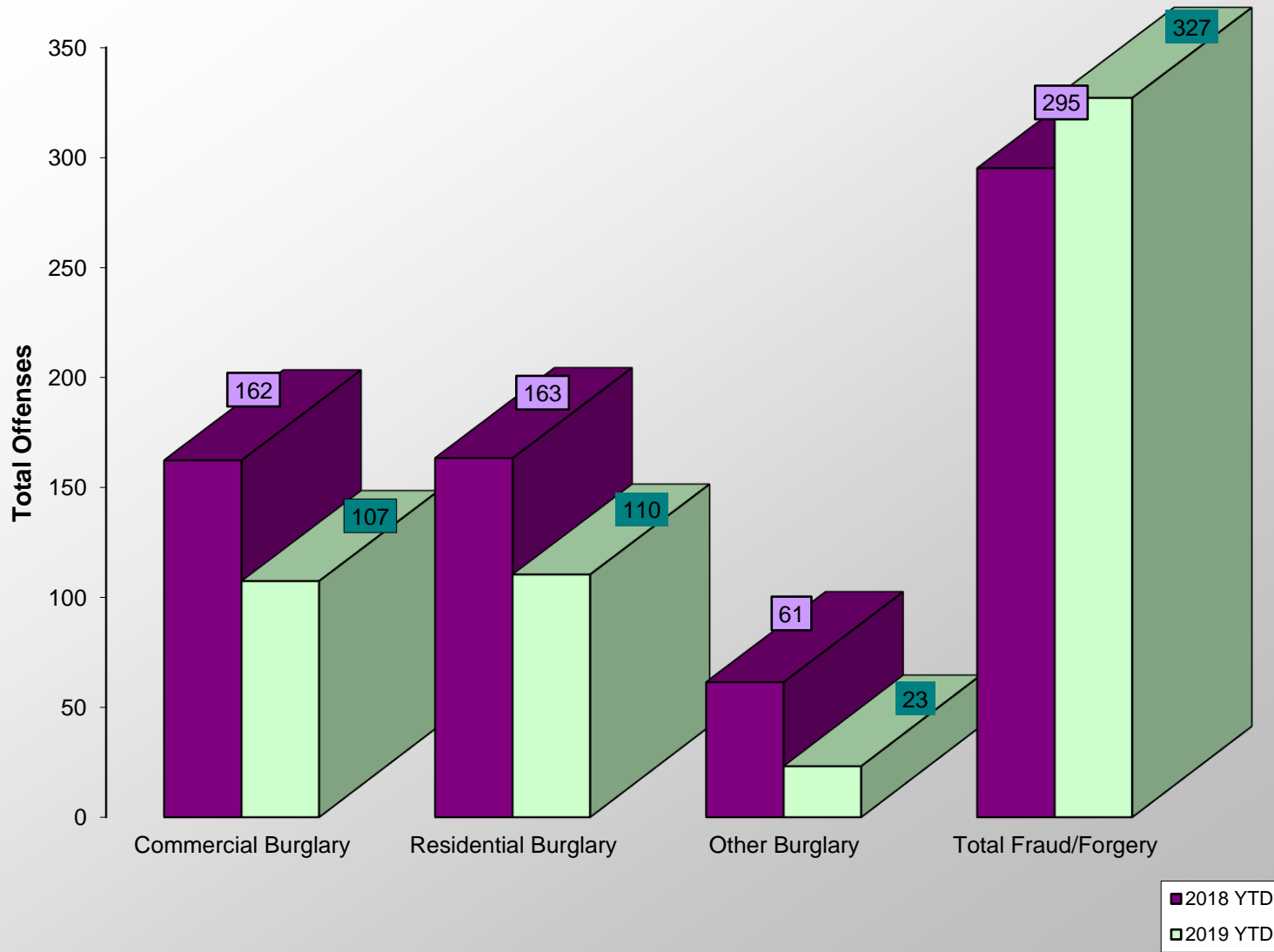
ACCIDENT COMPARISON 2018 - 2019 Year to Date



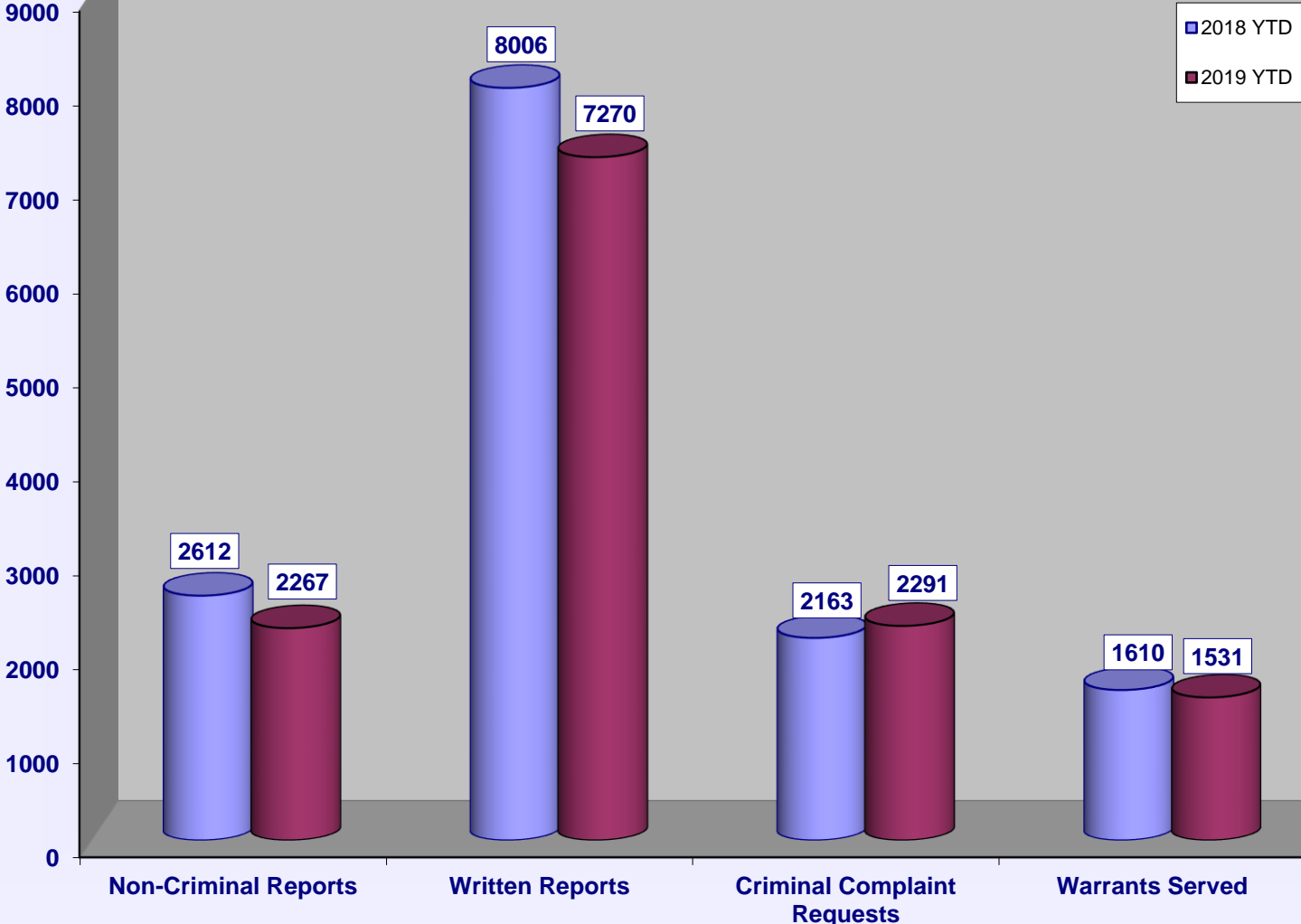
VEHICLE THEFTS



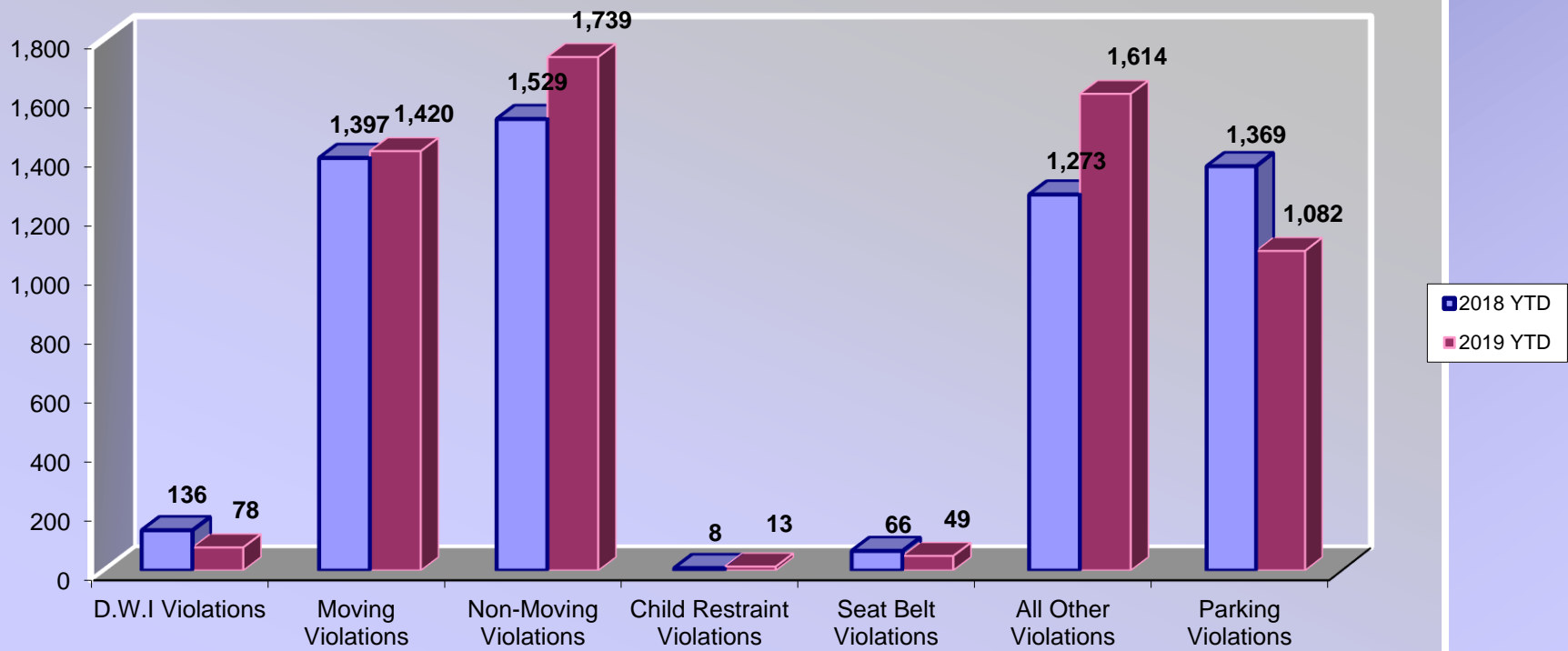
BURGLARIES 2018 - 2019 Year to Date



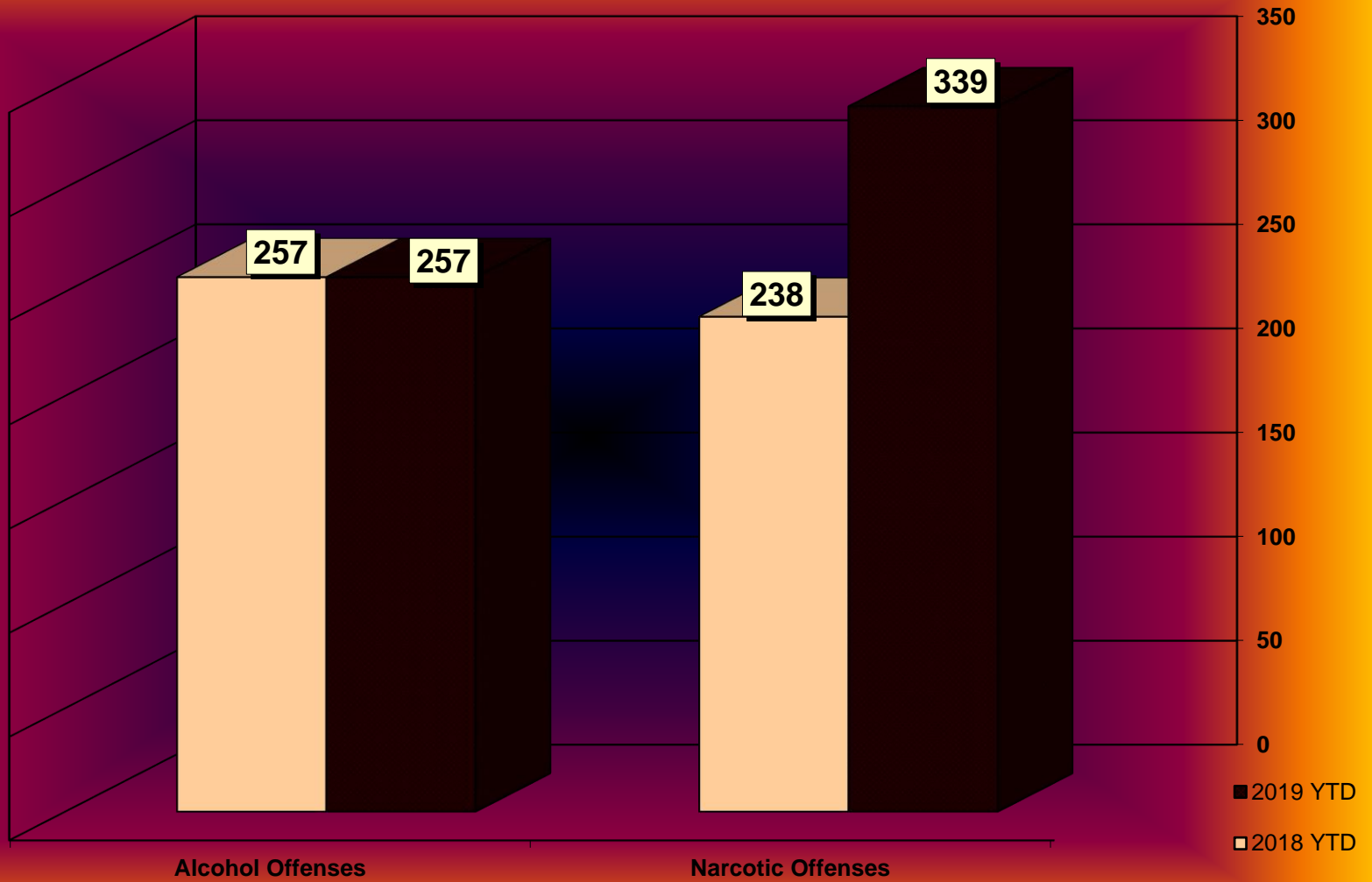
SERVICE & NON-SERVICE REQUESTS 2018 - 2019



TRAFFIC CITATIONS 2018-2019



NARCOTIC / ALCOHOL OFFENSES 2018 - 2019



Department Actions

