

MANTECA POLICE DEPARTMENT
MONTHLY CRIME STATISTICS REPORT
JANUARY 2020

Part One Crime Offenses	Current Month	This Month Last Year	% Change Month/Month 2020- 2019	2020 Cleared Offenses YTD	2020 Clearance RATE YTD	2020 Offenses YTD	2019 Offenses YTD	% Change YTD/YTD 2020 - 2019	2019 Cleared Offenses YTD	2019 Clearance RATE YTD
Homicide	0	0	N/C	0	N/C	0	0	N/C	0	N/C
Rape/Unlawful Interc	1	3	-66.67%	1	100%	1	3	-66.67%	2	67%
Robbery	12	3	300.00%	7	58%	12	3	300.00%	3	100%
Aggravated Assault	12	3	300.00%	7	58%	12	3	300.00%	5	167%
Commercial Burglary	12	12	0.00%	2	17%	12	12	0.00%	2	17%
Residential Burglary	10	9	11.11%	3	30%	10	9	11.11%	3	33%
Other Burglary	6	4	50.00%	0	0%	6	4	50.00%	0	0%
Auto Burglary	30	36	-16.67%	1	3%	30	36	-16.67%	3	8%
Grand Theft	34	9	277.78%	4	12%	34	9	277.78%	3	33%
Vehicle Theft	28	54	-48.15%	5	18%	28	54	-48.15%	8	15%
Arson	4	1	300.00%	0	0%	4	1	300.00%	0	0%
All Other Felonies	31	56	-44.64%	25	81%	31	56	-44.64%	31	55%
Total Felonies	180	190	-5.26%	55	31%	180	190	-5.26%	60	32%
Total Burglaries	58	61	-4.92%	6	10%	58	61	-4.92%	8	13%
Misdemeanor Offenses	Current Month	This Month Last Year	% Change Month/Month 2020 - 2019	2020 Cleared Offenses YTD	2020 Clearance RATE YTD	2020 Offenses YTD	2019 Offenses YTD	% Change YTD/YTD 2020 - 2019	2019 Cleared Offenses YTD	2019 Clearance RATE YTD
Misdemeanor Thefts	88	58	51.72%	25	28%	88	58	51.72%	13	22%
All Other Misdemeanors	184	181	1.66%	127	69%	184	184	0.00%	146	79%
Total Misdemeanors	272	239	13.81%	152	56%	272	242	12.40%	159	66%
Miscellaneous Offenses	Current Month	This Month Last Year	% Change Month/Month 2020 - 2019	2020 Cleared Offenses YTD	2020 Clearance RATE YTD	2020 Offenses YTD	2019 Offenses YTD	% Change YTD/YTD 2020 - 2019	2019 Cleared Offenses YTD	2019 Clearance RATE YTD
Total Narcotic Offenses	15	23	-34.78%	14	93%	15	23	-34.78%	19	83%
Total Alcohol Offenses	20	23	-13.04%	20	100%	20	23	-13.04%	23	100%
Total Domestic Violence	23	23	0.00%	23	100%	23	23	0.00%	33	143%
Total Fraud/Forgery	26	31	-16.13%	1	4%	26	31	-16.13%	2	6%
Total Vehicle Abatements	0	0	N/C	0	N/C	0	0	N/C	0	N/C
	84	100	-16.00%	58	69%	84	100	-16.00%	77	77%
*N.C. - not calculable	*N/C - no change									
Chief _____										
						0				

MANTECA POLICE DEPARTMENT
MONTHLY CRIME STATISTICS REPORT
JANUARY 2020

Non-Criminal Reports & Services	Current Month	2020 YTD	2019 YTD	% Change YTD/YTD 2020 - 2019
Non-Criminal Reports	177	177	198	-10.61%
Service Requests	4196	4196	4561	-8.00%
Written Reports	604	604	620	-2.58%
Criminal Complaint Requests	147	147	168	-12.50%
Warrants Served	112	112	112	0.00%

Property Value	Current Month	2020 YTD	2019 YTD	% Change YTD/YTD 2020 - 2019
Property Stolen	\$487,792.00	\$487,792.00	\$551,703.00	-11.58%
Property Recovered	\$224,516.00	\$224,516.00	\$366,555.00	-38.75%
% Property Value Recovered	46.03%	46.03%	66.44%	-30.72%

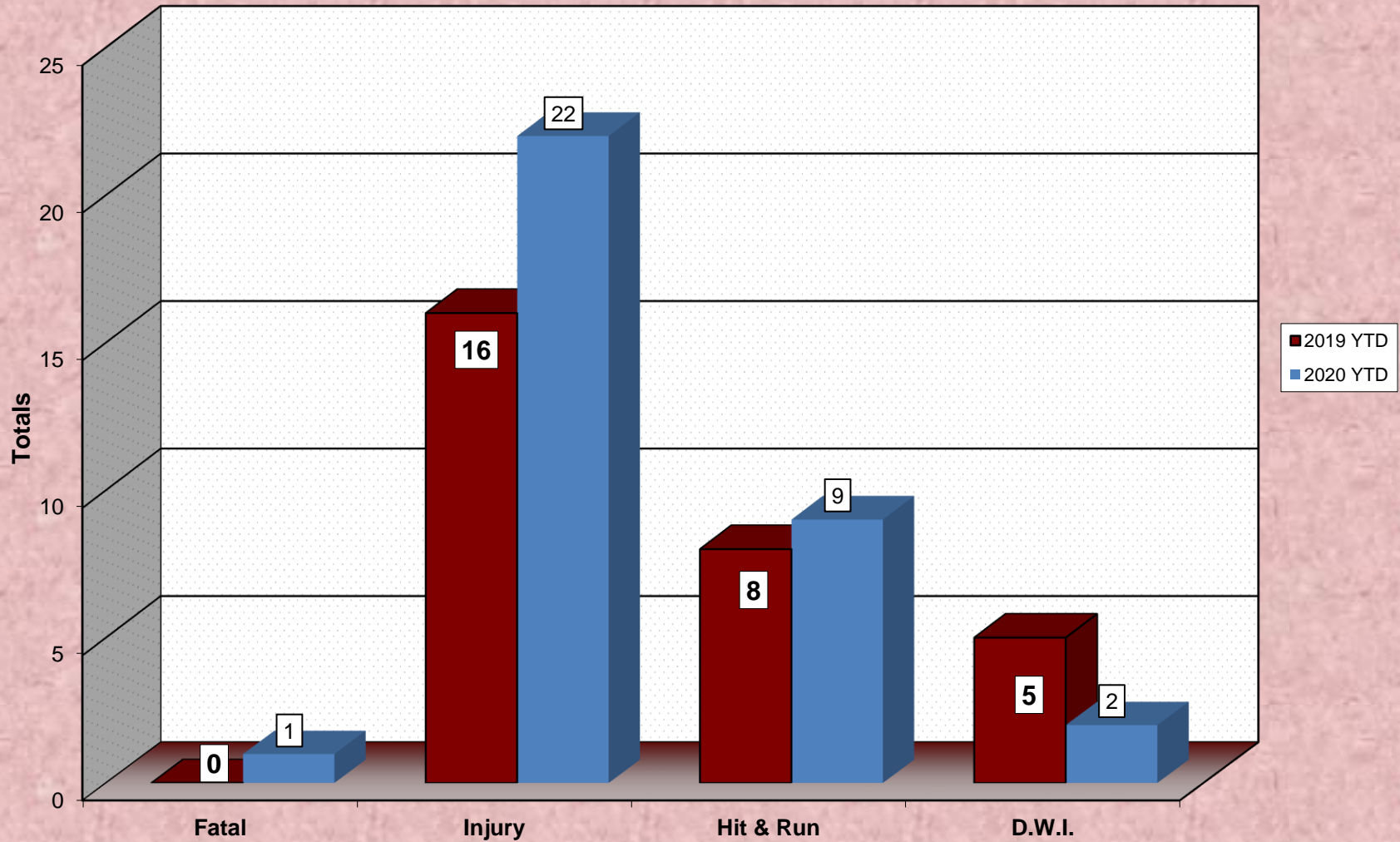
Accidents	Current Month	2020 YTD	2019 YTD	% Change YTD/YTD 2020 - 2019
Total Accidents	85	85	76	11.84%
Property Damage Only	62	62	60	3.33%
Fatal	1	1	0	N.C.
Injury	22	22	16	37.50%
Hit & Run	9	9	8	12.50%
D.W.I.	2	2	5	-60.00%

Arrests	Current Month	2020 YTD	2019 YTD	% Change YTD/YTD 2020 - 2019
Adult Arrests	179	179	151	18.54%
Juvenile Arrests	10	10	6	66.67%
Total Arrests	189	189	157	20.38%

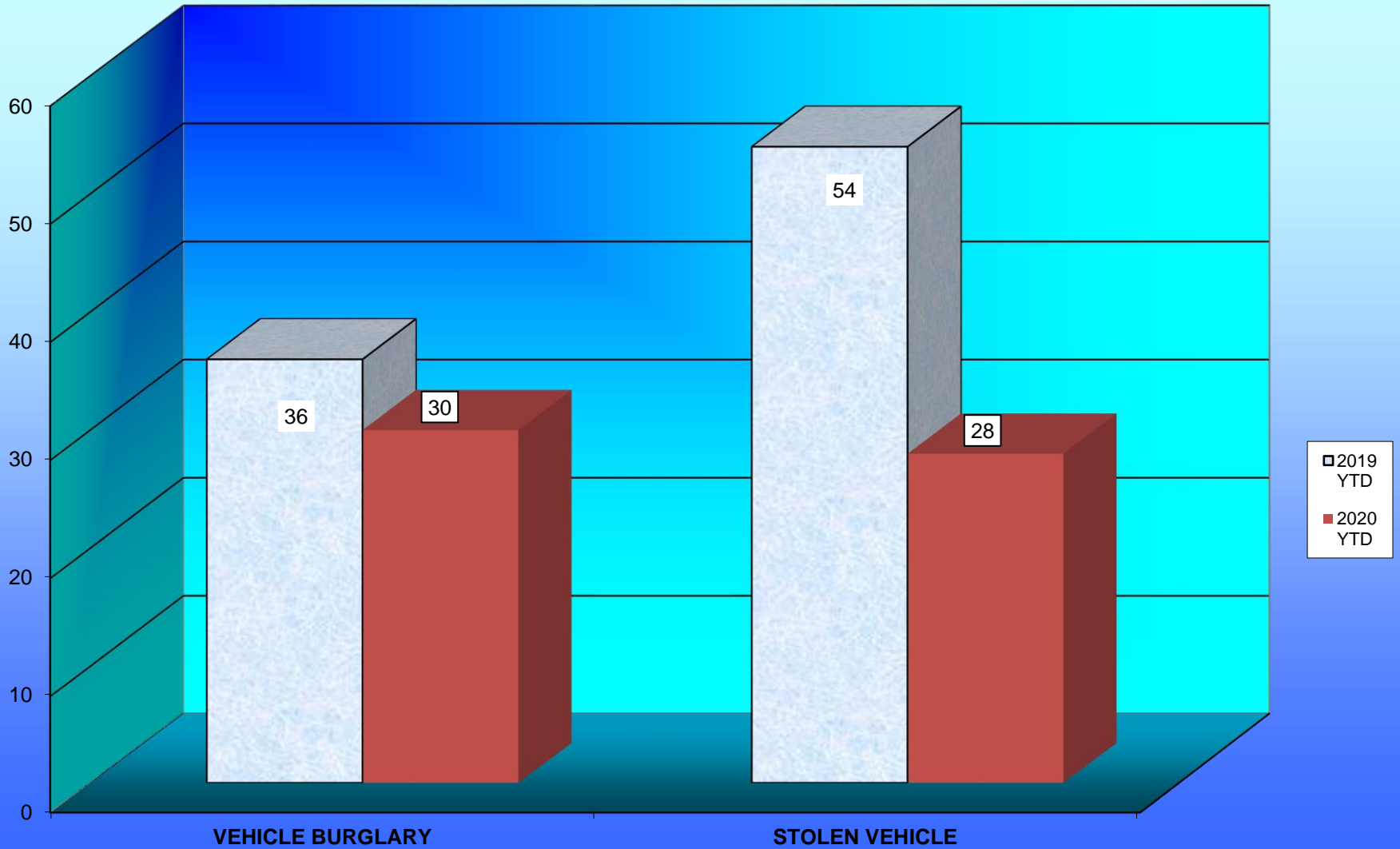
Citations	Current Month	2020 YTD	2019 YTD	% Change YTD/YTD 2020 - 2019
Total Citation Violations	521	521	507	2.76%
D.W.I Violations	1	1	6	-83.33%
Moving Violations	240	240	181	32.60%
Non-Moving Violations	189	189	194	-2.58%
Child Restraint Violations	3	3	2	50.00%
Seat Belt Violations	3	3	3	0.00%
All Other Violations	90	90	118	-23.73%
Parking Violations	66	66	62	6.45%

Department Actions	Current Month	2020 YTD	2019 YTD	% Change YTD/YTD 2020 - 2019
Pursuits	1	1	3	-66.67%
Use of Force	0	0	5	-100.00%

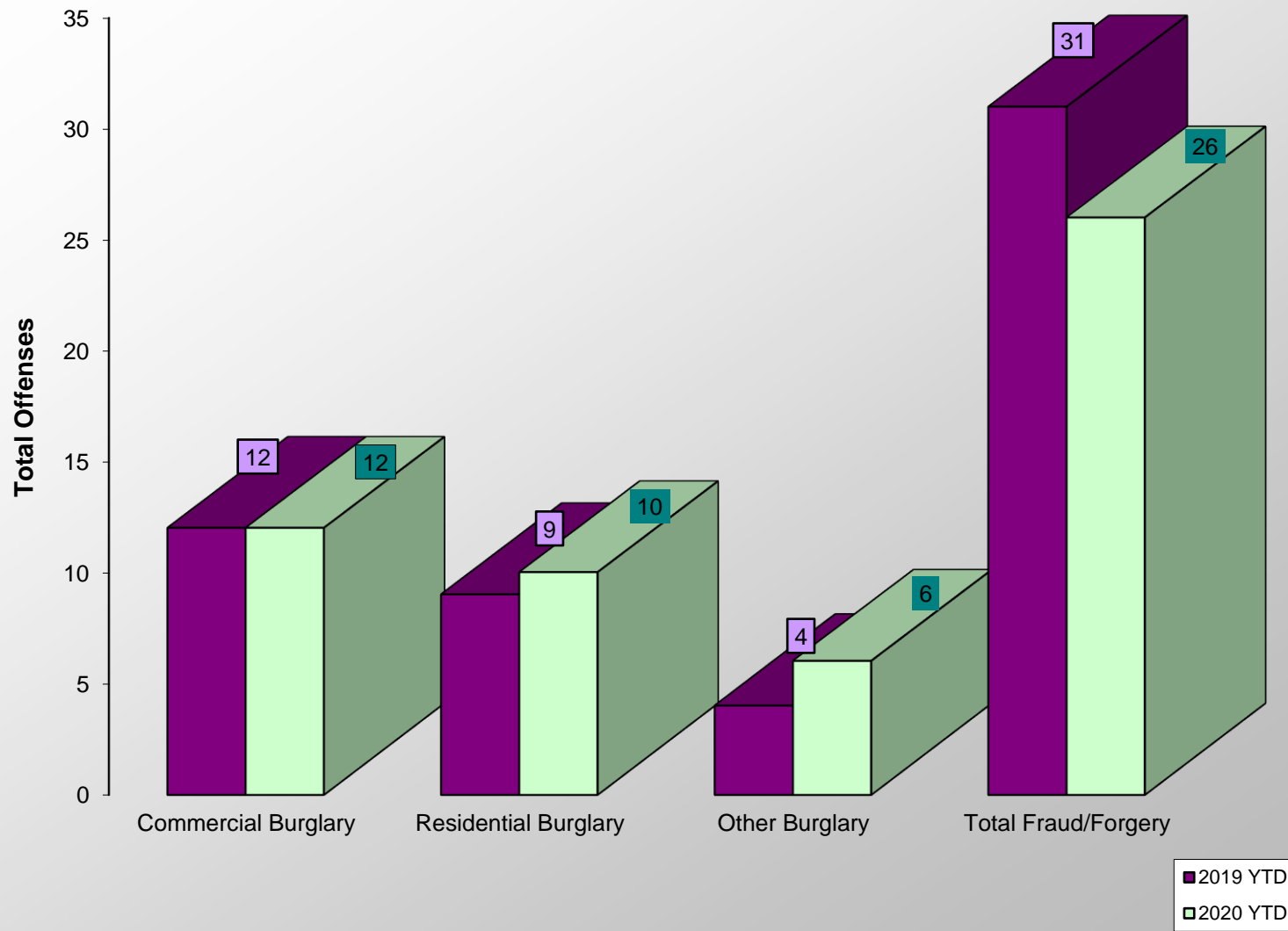
ACCIDENT COMPARISON 2019 - 2020 Year to Date



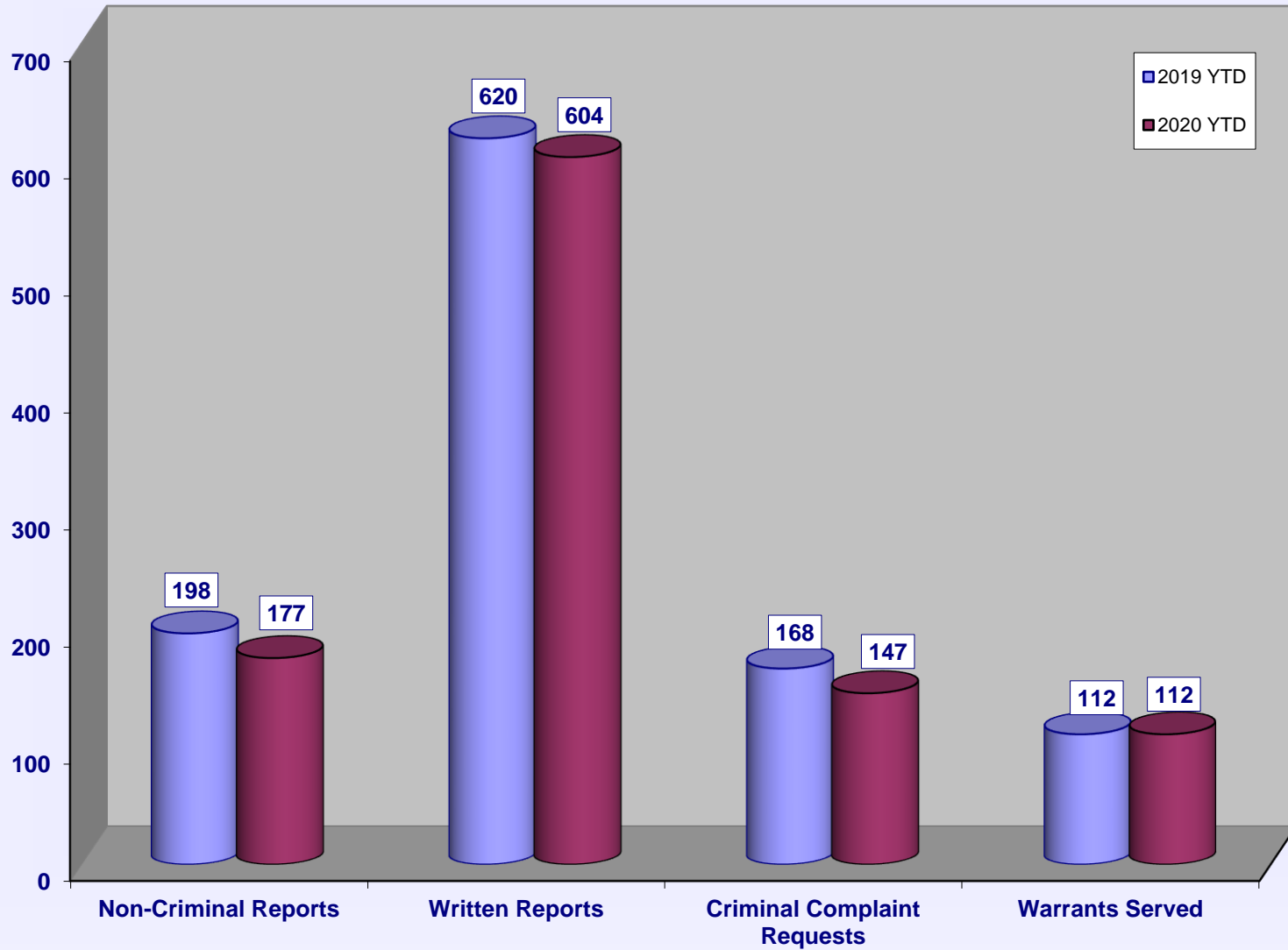
VEHICLE THEFTS



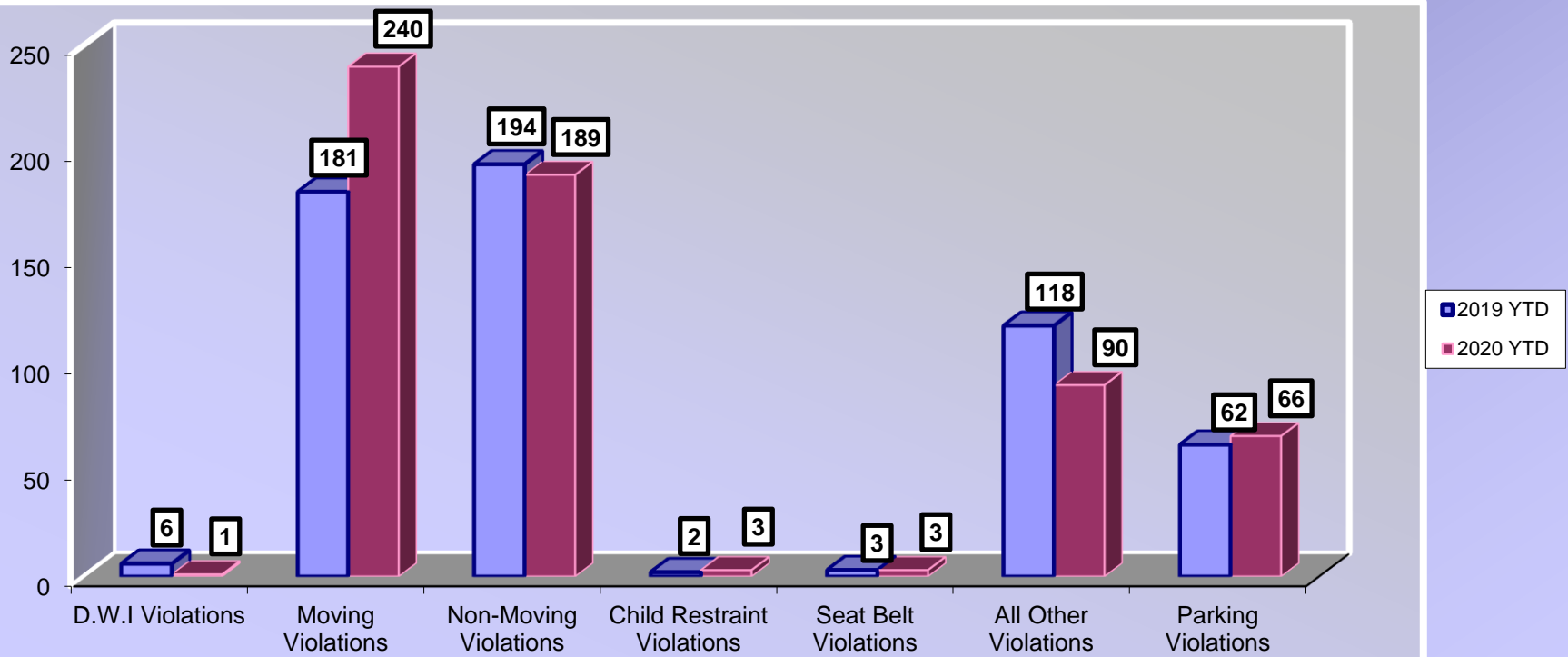
BURGLARIES 2019 - 2020 Year to Date



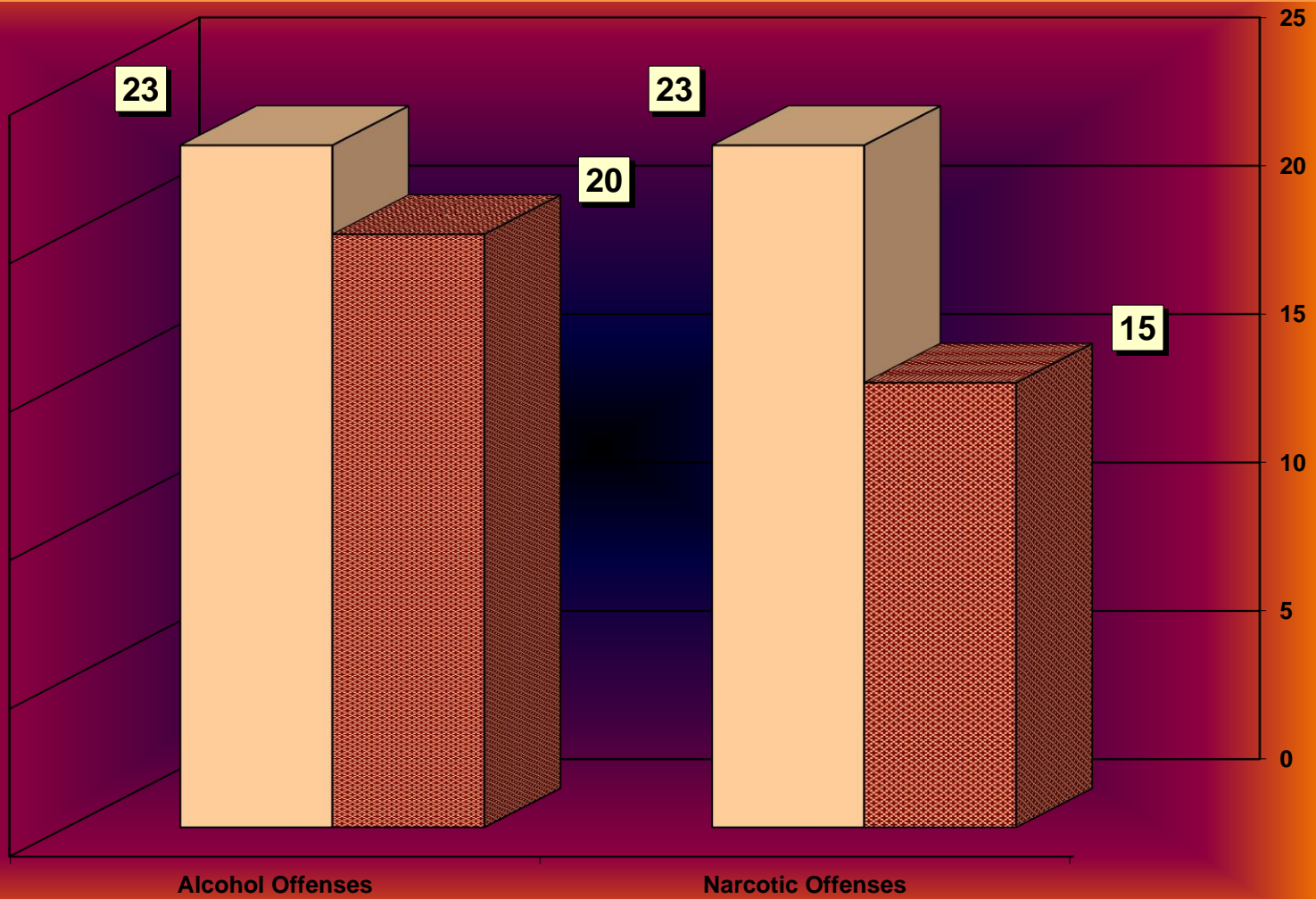
SERVICE & NON-SERVICE REQUESTS 2019 - 2020



TRAFFIC CITATIONS 2019-2020



NARCOTIC / ALCOHOL OFFENSES 2019 - 2020



■ 2020 YTD
□ 2019 YTD

Department Actions

