

MANTECA POLICE DEPARTMENT
MONTHLY CRIME STATISTICS REPORT
FEBRUARY 2020

Part One Crime Offenses	Current Month	This Month Last Year	% Change Month/Month 2020- 2019	2020 Cleared Offenses YTD	2020 Clearance RATE YTD	2020 Offenses YTD	2019 Offenses YTD	% Change YTD/YTD 2020 - 2019	2019 Cleared Offenses YTD	2019 Clearance RATE YTD
Homicide	0	0	N/C	0	N/C	0	0	N/C	0	N/C
Rape/Unlawful Interc	1	2	-50.00%	3	150%	2	5	-60.00%	4	80%
Robbery	4	2	100.00%	11	69%	16	5	220.00%	4	80%
Aggravated Assault	3	8	-62.50%	11	73%	15	11	36.36%	10	91%
Commercial Burglary	2	6	-66.67%	2	14%	14	18	-22.22%	2	11%
Residential Burglary	8	15	-46.67%	5	28%	18	24	-25.00%	5	21%
Other Burglary	1	2	-50.00%	2	29%	7	6	16.67%	0	0%
Auto Burglary	29	40	-27.50%	1	2%	59	76	-22.37%	3	4%
Grand Theft	20	25	-20.00%	6	11%	54	34	58.82%	5	15%
Vehicle Theft	14	17	-17.65%	9	21%	42	71	-40.85%	14	20%
Arson	0	2	-100.00%	0	0%	4	3	33.33%	1	33%
All Other Felonies	29	51	-43.14%	44	73%	60	107	-43.93%	67	63%
Total Felonies	111	170	-34.71%	94	32%	291	360	-19.17%	115	32%
Total Burglaries	40	63	-36.51%	10	10%	98	124	-20.97%	10	8%
Misdemeanor Offenses	Current Month	This Month Last Year	% Change Month/Month 2020 - 2019	2020 Cleared Offenses YTD	2020 Clearance RATE YTD	2020 Offenses YTD	2019 Offenses YTD	% Change YTD/YTD 2020 - 2019	2019 Cleared Offenses YTD	2019 Clearance RATE YTD
Misdemeanor Thefts	83	77	7.79%	45	26%	171	135	26.67%	20	15%
All Other Misdemeanors	186	181	2.76%	254	69%	370	362	2.21%	272	75%
Total Misdemeanors	269	258	4.26%	299	55%	541	497	8.85%	292	59%
Miscellaneous Offenses	Current Month	This Month Last Year	% Change Month/Month 2020 - 2019	2020 Cleared Offenses YTD	2020 Clearance RATE YTD	2020 Offenses YTD	2019 Offenses YTD	% Change YTD/YTD 2020 - 2019	2019 Cleared Offenses YTD	2019 Clearance RATE YTD
Total Narcotic Offenses	13	30	-56.67%	27	96%	28	53	-47.17%	49	92%
Total Alcohol Offenses	26	22	18.18%	45	98%	46	45	2.22%	45	100%
Total Domestic Violence	14	25	-44.00%	33	89%	37	48	-22.92%	58	121%
Total Fraud/Forgery	23	29	-20.69%	4	8%	49	60	-18.33%	4	7%
Total Vehicle Abatements	0	0	N/C	0	N/C	0	0	N/C	0	N/C
	76	106	-28.30%	109	68%	160	206	-22.33%	156	76%
*N.C. - not calculable	*N/C - no change									
Chief _____										
						0				

MANTECA POLICE DEPARTMENT
MONTHLY CRIME STATISTICS REPORT
FEBRUARY 2020

Non-Criminal Reports & Services	Current Month	2020 YTD	2019 YTD	% Change YTD/YTD 2020 - 2019
Non-Criminal Reports	166	343	382	-10.21%
Service Requests	4189	8385	8668	-3.26%
Written Reports	531	1135	1207	-5.97%
Criminal Complaint Requests	166	313	329	-4.86%
Warrants Served	104	216	262	-17.56%

Property Value	Current Month	2020 YTD	2019 YTD	% Change YTD/YTD 2020 - 2019
Property Stolen	\$411,057.00	\$898,849.00	\$1,050,067.00	-14.40%
Property Recovered	\$209,354.00	\$433,870.00	\$517,190.00	-16.11%
% Property Value Recovered	50.93%	48.27%	49.25%	-2.00%

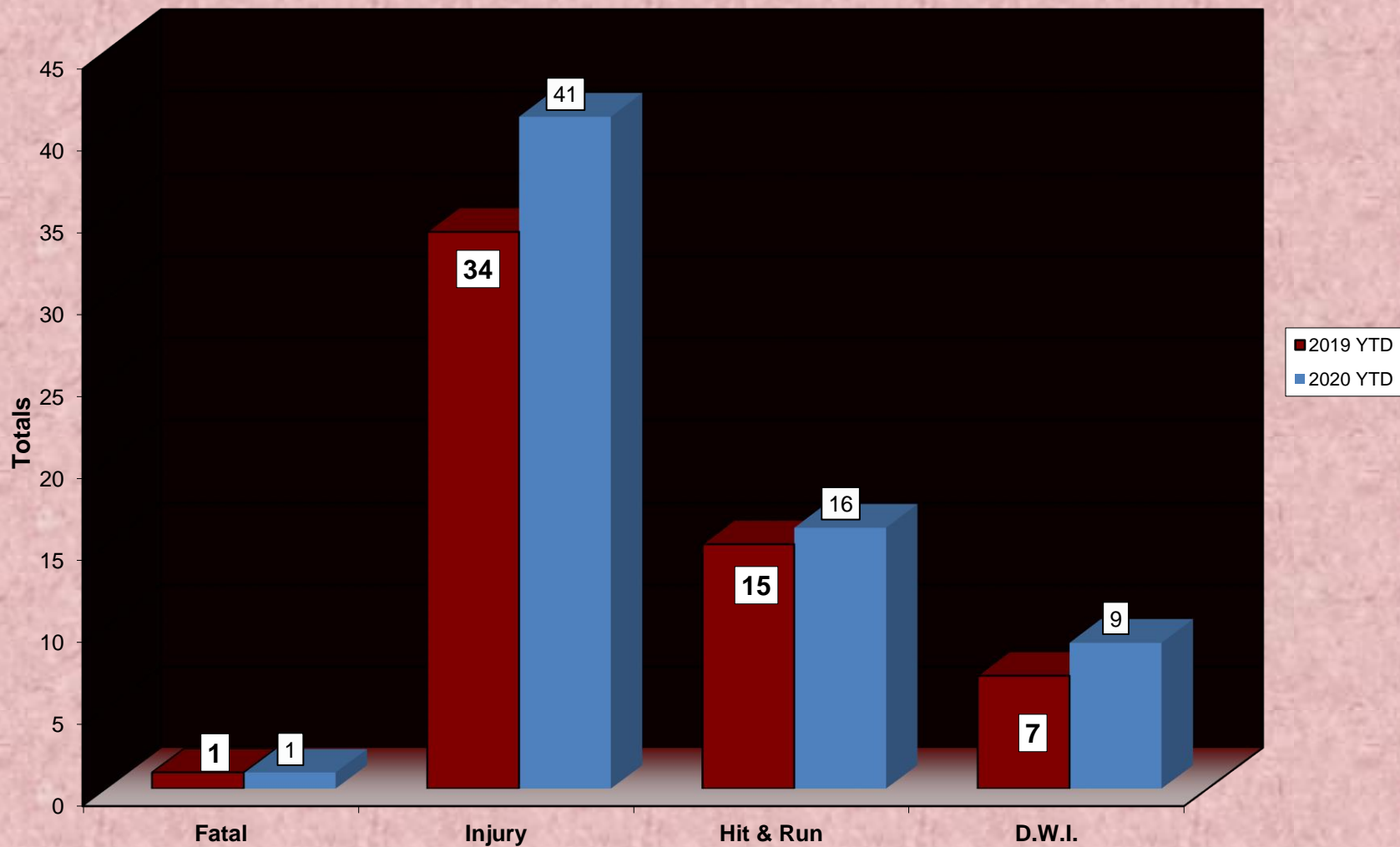
Accidents	Current Month	2020 YTD	2019 YTD	% Change YTD/YTD 2019 - 2018
Total Accidents	98	183	148	23.65%
Property Damage Only	79	141	113	24.78%
Fatal	0	1	1	0.00%
Injury	19	41	34	20.59%
Hit & Run	7	16	15	6.67%
D.W.I.	7	9	7	28.57%

Arrests	Current Month	2020 YTD	2019 YTD	% Change YTD/YTD 2020 - 2019
Adult Arrests	186	375	339	10.62%
Juvenile Arrests	6	16	12	33.33%
Total Arrests	192	391	351	11.40%

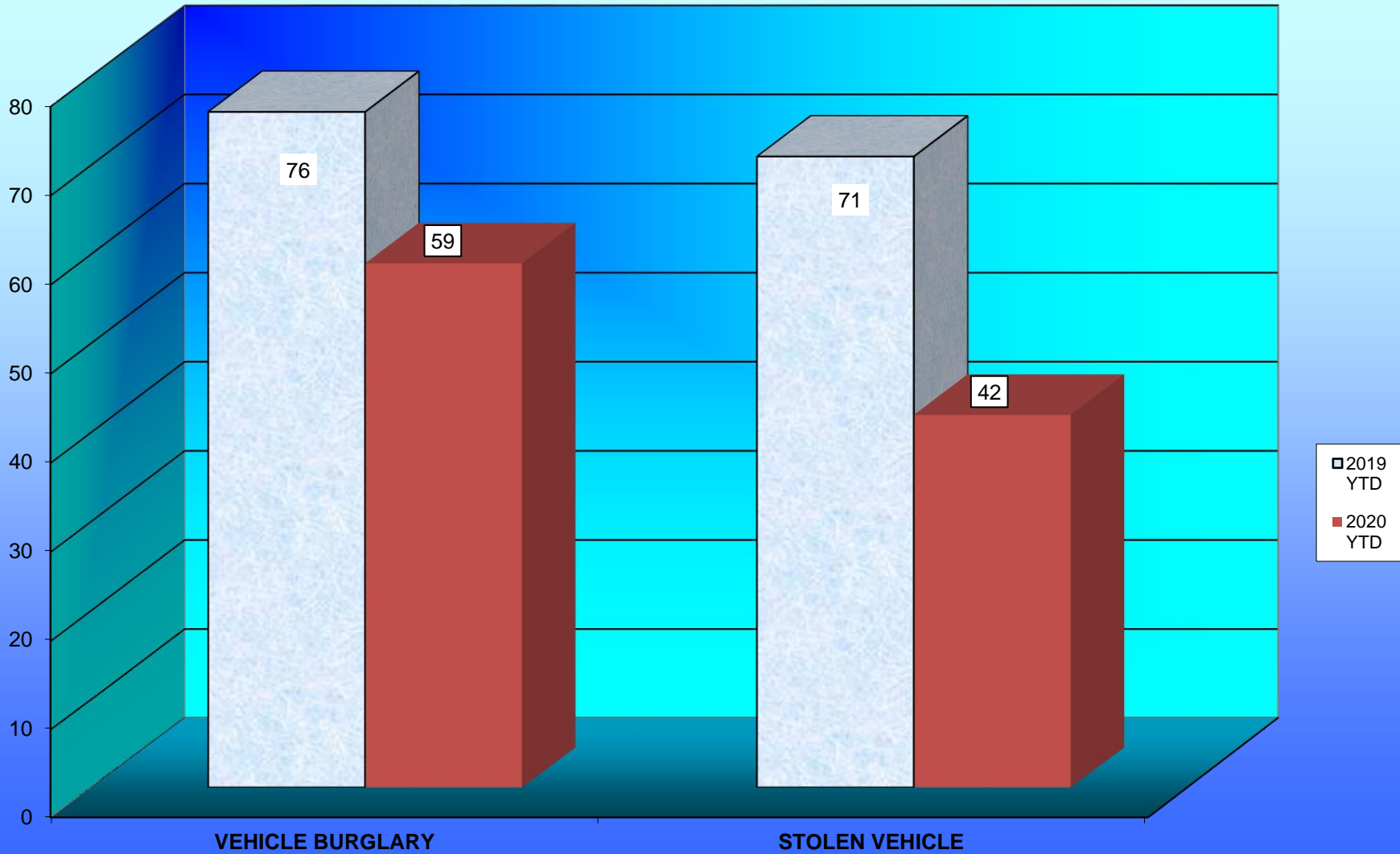
Citations	Current Month	2020 YTD	2019 YTD	% Change YTD/YTD 2019 - 2018
Total Citation Violations	663	1,184	1,024	15.63%
D.W.I Violations	7	8	18	-55.56%
Moving Violations	293	533	282	89.01%
Non-Moving Violations	185	374	347	7.78%
Child Restraint Violations	1	4	5	-20.00%
Seat Belt Violations	3	6	5	20.00%
All Other Violations	171	261	191	36.65%
Parking Violations	59	125	138	-9.42%

Department Actions	Current Month	2020 YTD	2019 YTD	% Change YTD/YTD 2020 - 2019
Pursuits	3	4	4	0.00%
Use of Force	0	0	8	-100.00%

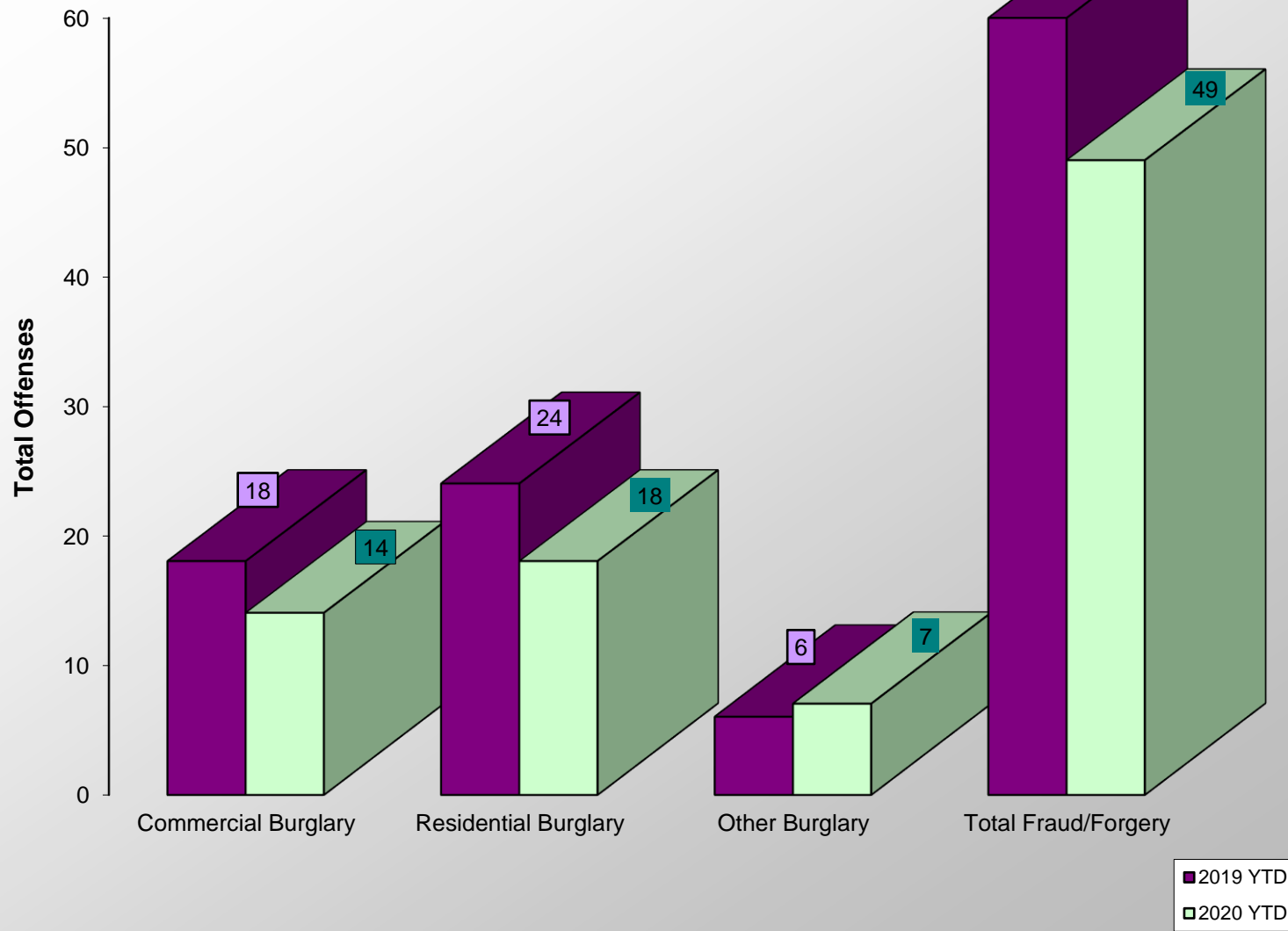
ACCIDENT COMPARISON 2019 - 2020 Year to Date



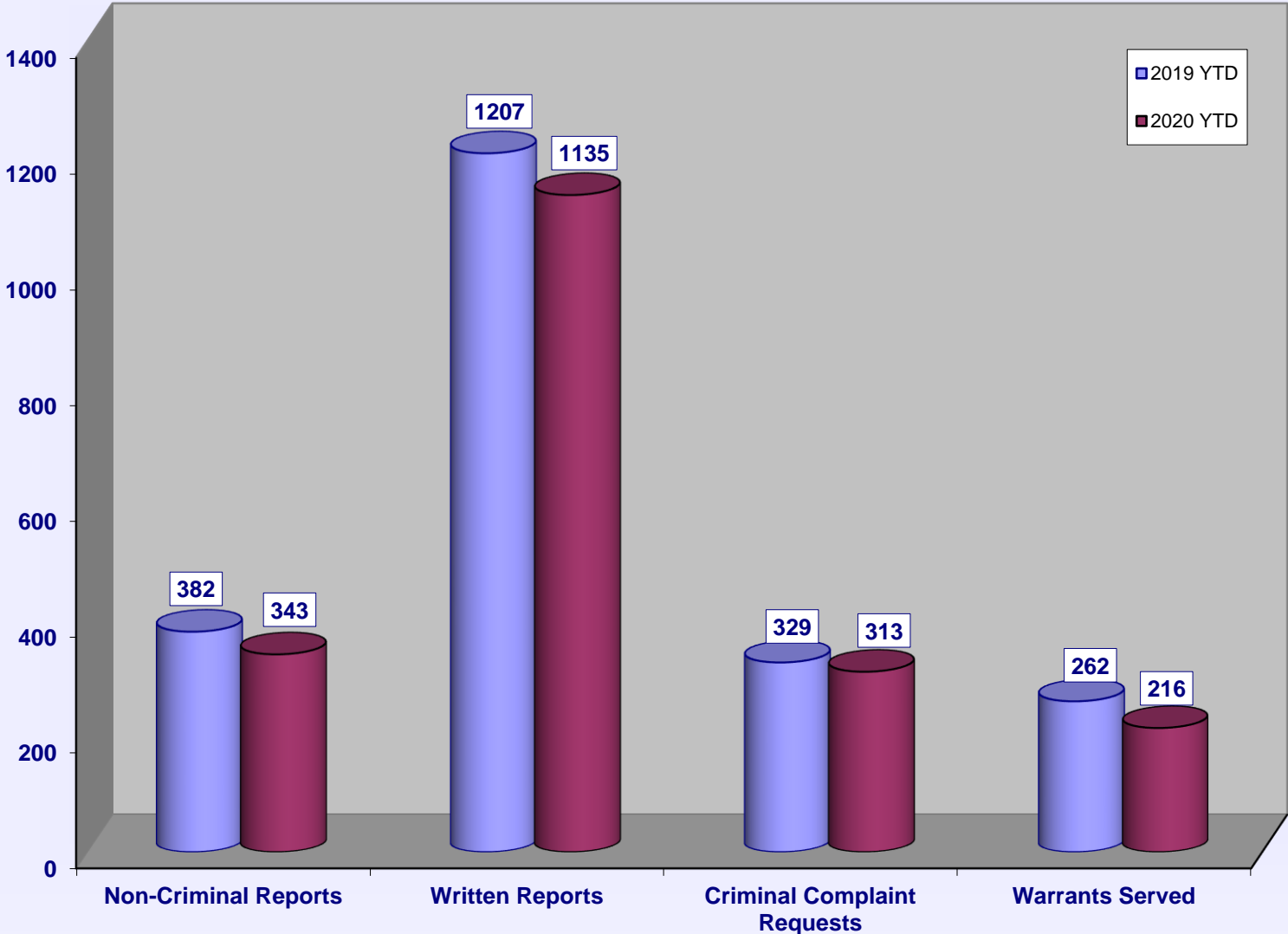
VEHICLE THEFTS



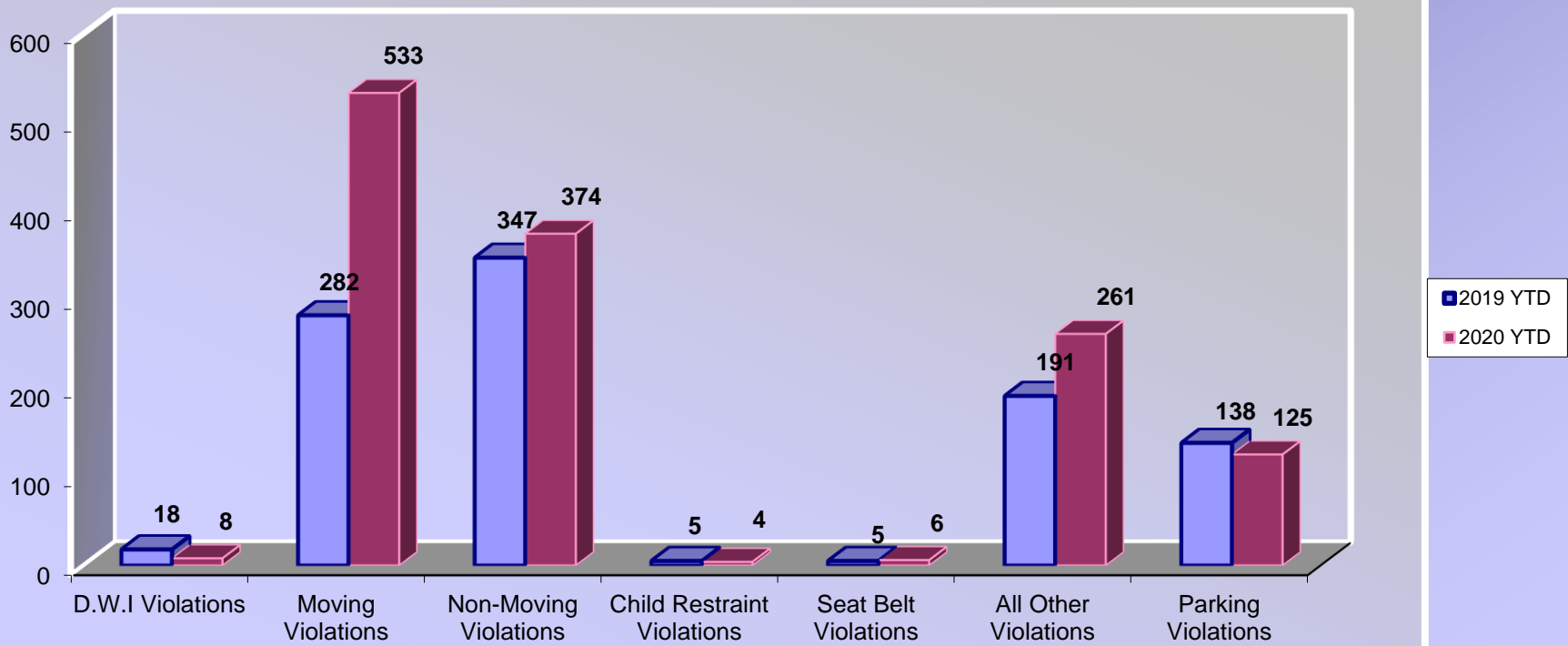
BURGLARIES 2019 - 2020 Year to Date



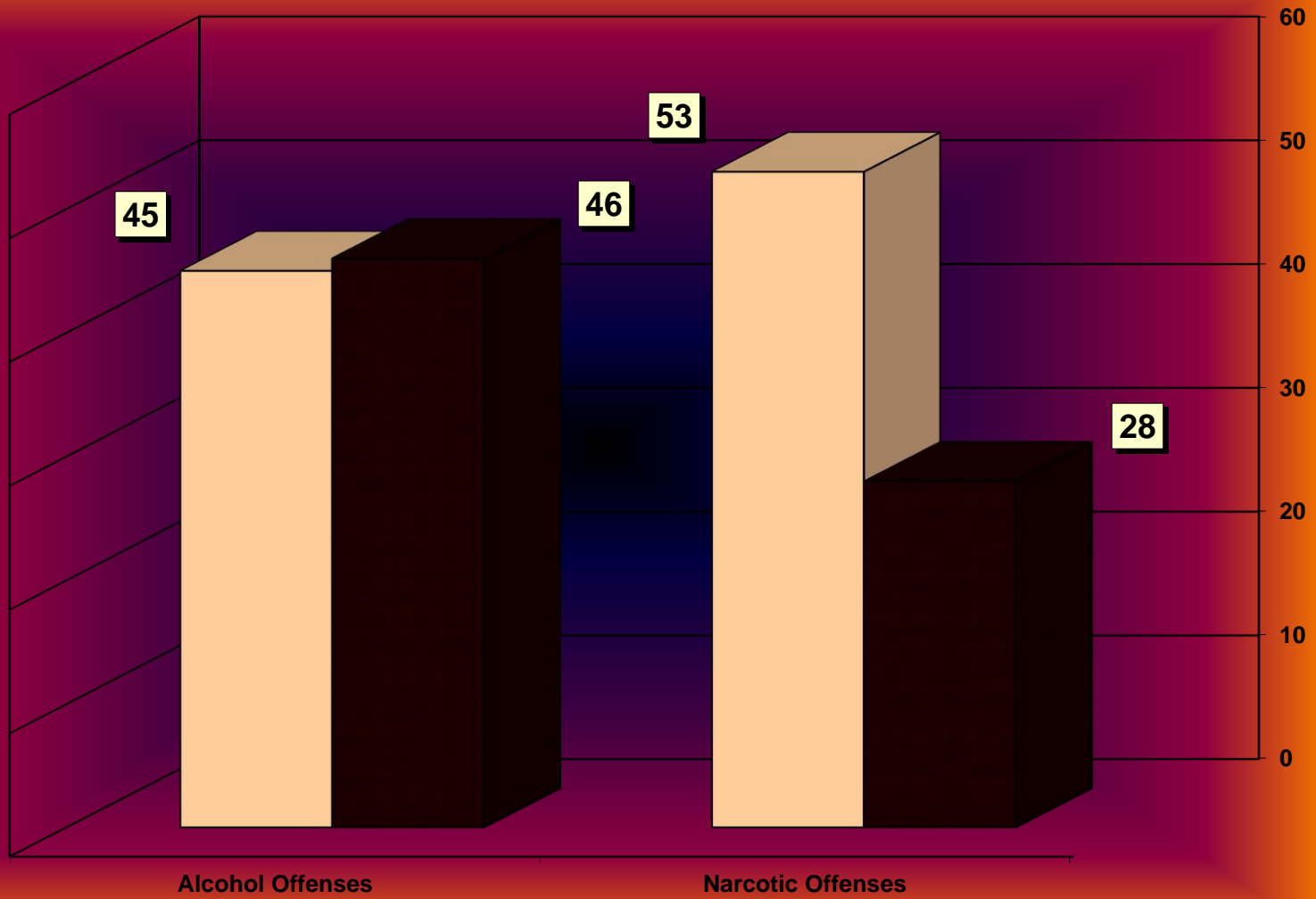
SERVICE & NON-SERVICE REQUESTS 2019 - 2020



TRAFFIC CITATIONS 2019-2020



NARCOTIC / ALCOHOL OFFENSES 2019 - 2020



■ 2020 YTD
□ 2019 YTD

Department Actions

