

MANTECA POLICE DEPARTMENT
MONTHLY CRIME STATISTICS REPORT
APRIL 2020

| Part One Crime Offenses | Current Month | This Month Last Year | % Change Month/Month 2020- 2019 | 2020 Cleared Offenses YTD | 2020 Clearance RATE YTD | 2020 Offenses YTD | 2019 Offenses YTD | % Change YTD/YTD 2020 - 2019 | 2019 Cleared Offenses YTD | 2019 Clearance RATE YTD |
|---------------------------|------------------|----------------------|----------------------------------|---------------------------|-------------------------|-------------------|-------------------|------------------------------|---------------------------|-------------------------|
| Homicide | 0 | 0 | N/C | 0 | N/C | 0 | 0 | N/C | 0 | N/C |
| Rape/Unlawful Interc | 0 | 6 | -100.00% | 3 | 100% | 3 | 15 | -80.00% | 8 | 53% |
| Robbery | 8 | 8 | 0.00% | 19 | 63% | 30 | 22 | 36.36% | 11 | 50% |
| Aggravated Assault | 14 | 12 | 16.67% | 26 | 76% | 34 | 30 | 13.33% | 18 | 60% |
| Commercial Burglary | 10 | 13 | -23.08% | 3 | 9% | 33 | 41 | -19.51% | 7 | 17% |
| Residential Burglary | 4 | 12 | -66.67% | 7 | 25% | 28 | 45 | -37.78% | 8 | 18% |
| Other Burglary | 0 | 2 | -100.00% | 2 | 17% | 12 | 11 | 9.09% | 1 | 9% |
| Auto Burglary | 20 | 48 | -58.33% | 2 | 2% | 103 | 158 | -34.81% | 3 | 2% |
| Grand Theft | 6 | 22 | -72.73% | 9 | 13% | 71 | 69 | 2.90% | 12 | 17% |
| Vehicle Theft | 21 | 20 | 5.00% | 16 | 20% | 81 | 133 | -39.10% | 24 | 18% |
| Arson | 2 | 0 | N.C | 1 | 14% | 7 | 3 | 133.33% | 1 | 33% |
| All Other Felonies | 25 | 79 | -68.35% | 89 | 78% | 114 | 248 | -54.03% | 187 | 75% |
| Total Felonies | 110 | 222 | -50.45% | 177 | 34% | 516 | 775 | -33.42% | 280 | 36% |
| Total Burglaries | 34 | 75 | -54.67% | 14 | 8% | 176 | 255 | -30.98% | 19 | 7% |
| | | | | | | | | | | |
| Misdemeanor Offenses | Current Month | This Month Last Year | % Change Month/Month 2020 - 2019 | 2020 Cleared Offenses YTD | 2020 Clearance RATE YTD | 2020 Offenses YTD | 2019 Offenses YTD | % Change YTD/YTD 2020 - 2019 | 2019 Cleared Offenses YTD | 2019 Clearance RATE YTD |
| Misdemeanor Thefts | 42 | 74 | -43.24% | 69 | 26% | 264 | 267 | -1.12% | 50 | 19% |
| All Other Misdemeanors | 106 | 220 | -51.82% | 444 | 70% | 634 | 817 | -22.40% | 625 | 76% |
| Total Misdemeanors | 148 | 294 | -49.66% | 513 | 57% | 898 | 1084 | -17.16% | 675 | 62% |
| | | | | | | | | | | |
| Miscellaneous Offenses | Current Month | This Month Last Year | % Change Month/Month 2020 - 2019 | 2020 Cleared Offenses YTD | 2020 Clearance RATE YTD | 2020 Offenses YTD | 2019 Offenses YTD | % Change YTD/YTD 2020 - 2019 | 2019 Cleared Offenses YTD | 2019 Clearance RATE YTD |
| Total Narcotic Offenses | 6 | 45 | -86.67% | 47 | 92% | 51 | 137 | -62.77% | 140 | 102% |
| Total Alcohol Offenses | 12 | 20 | -40.00% | 72 | 99% | 73 | 101 | -27.72% | 102 | 101% |
| Total Domestic Violence | 23 | 29 | -20.69% | 80 | 95% | 84 | 106 | -20.75% | 105 | 99% |
| Total Fraud/Forgery | 14 | 40 | -65.00% | 9 | 9% | 95 | 130 | -26.92% | 14 | 11% |
| Total Vehicle Abatements | 0 | 0 | N/C | 1 | N/C | 0 | 0 | N/C | 0 | N/C |
| | 55 | 134 | -58.96% | 209 | 69% | 303 | 474 | -36.08% | 361 | 76% |
| *N.C. - not calculable | *N/C - no change | | | | | | | | | |
| Chief _____ | | | | | | | | | | |
| | | | | | | 0 | | | | |

MANTECA POLICE DEPARTMENT
MONTHLY CRIME STATISTICS REPORT
APRIL 2020

| Non-Criminal Reports & Services | Current Month | 2020 YTD | 2019 YTD | % Change YTD/YTD 2020 - 2019 |
|---------------------------------|---------------|----------|----------|------------------------------|
| Non-Criminal Reports | 72 | 576 | 783 | -26.44% |
| Service Requests | 2751 | 14697 | 17636 | -16.66% |
| Written Reports | 333 | 1946 | 2588 | -24.81% |
| Criminal Complaint Requests | 119 | 643 | 805 | -20.12% |
| Warrants Served | 9 | 304 | 591 | -48.56% |

| Property Value | Current Month | 2020 YTD | 2019 YTD | % Change YTD/YTD 2020 - 2019 |
|----------------------------|---------------|----------------|----------------|------------------------------|
| Property Stolen | \$356,645.00 | \$1,574,589.00 | \$1,743,377.00 | -9.68% |
| Property Recovered | \$236,024.00 | \$868,291.00 | \$757,324.00 | 14.65% |
| % Property Value Recovered | 66.18% | 55.14% | 43.44% | 26.94% |

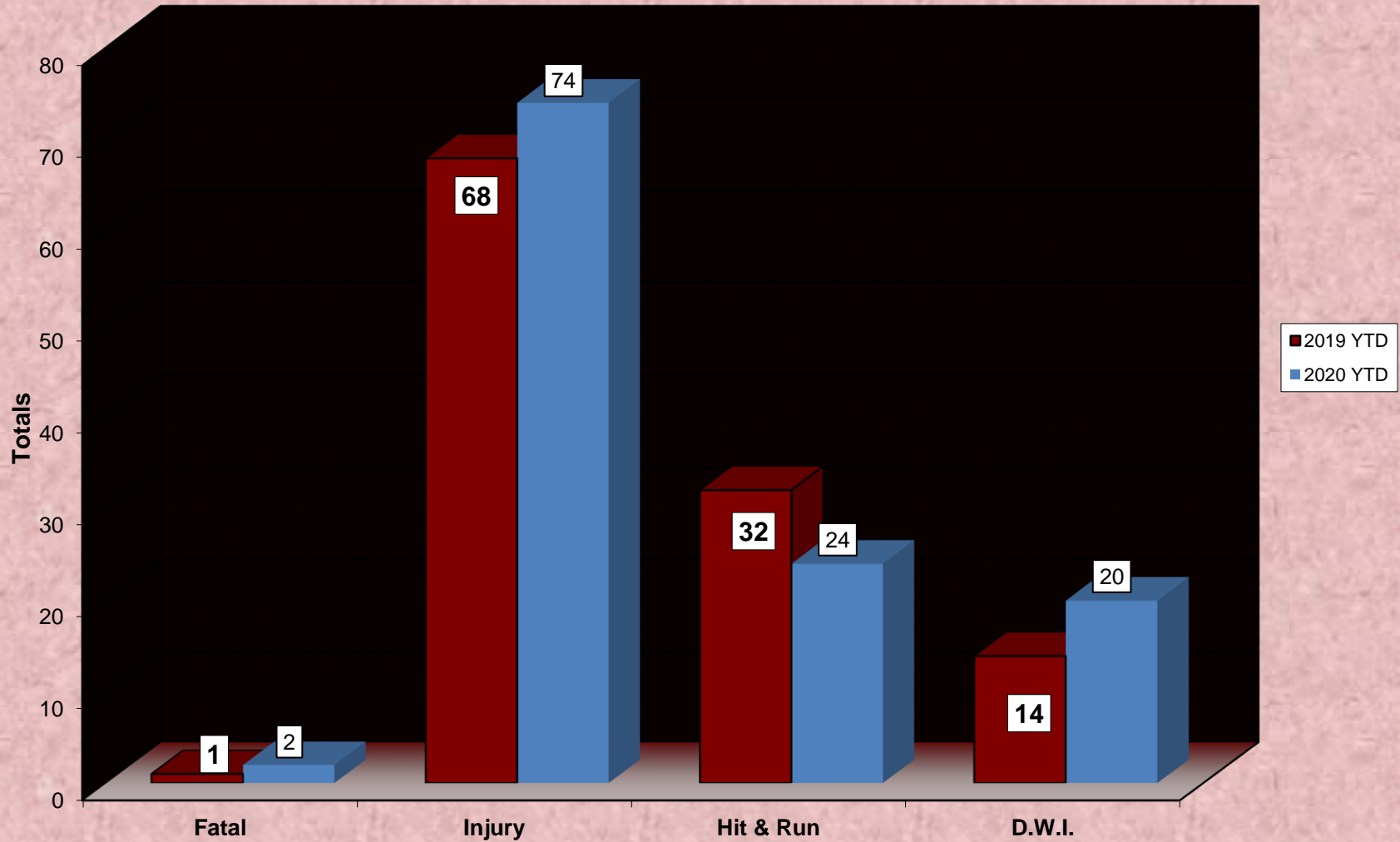
| Accidents | Current Month | 2020 YTD | 2019 YTD | % Change YTD/YTD 2019 - 2018 |
|----------------------|---------------|----------|----------|------------------------------|
| Total Accidents | 57 | 322 | 297 | 8.42% |
| Property Damage Only | 45 | 246 | 228 | 7.89% |
| Fatal | 0 | 2 | 1 | 100.00% |
| Injury | 12 | 74 | 68 | 8.82% |
| Hit & Run | 5 | 24 | 32 | -25.00% |
| D.W.I. | 6 | 20 | 14 | 42.86% |

| Arrests | Current Month | 2020 YTD | 2019 YTD | % Change YTD/YTD 2020 - 2019 |
|------------------|---------------|----------|----------|------------------------------|
| Adult Arrests | 74 | 572 | 823 | -30.50% |
| Juvenile Arrests | 1 | 23 | 22 | 4.55% |
| Total Arrests | 75 | 595 | 845 | -29.59% |

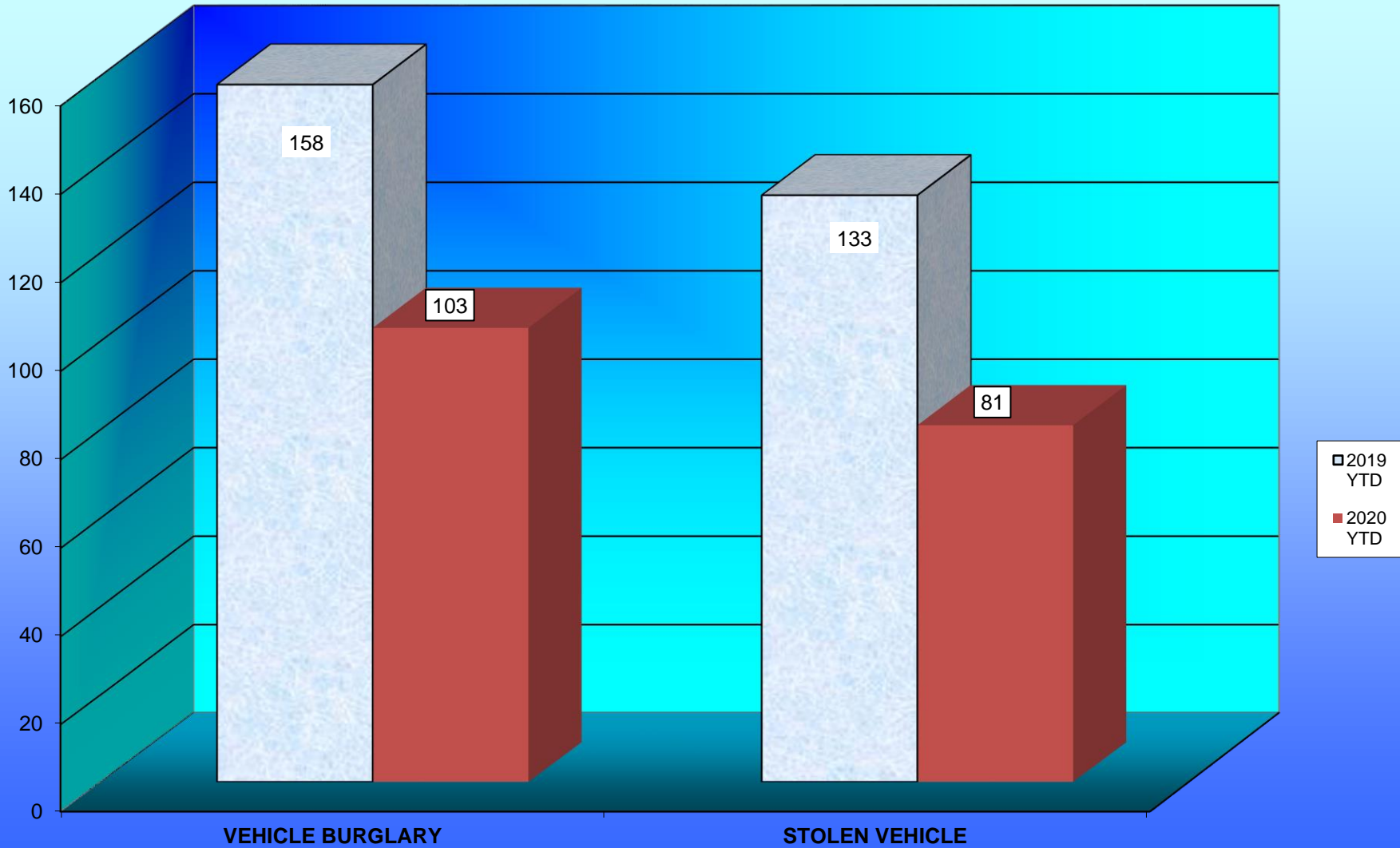
| Citations | Current Month | 2020 YTD | 2019 YTD | % Change YTD/YTD 2019 - 2018 |
|----------------------------|---------------|----------|----------|------------------------------|
| Total Citation Violations | 70 | 1,647 | 2,085 | -21.01% |
| D.W.I Violations | 1 | 12 | 35 | -65.71% |
| Moving Violations | 30 | 739 | 463 | 59.61% |
| Non-Moving Violations | 13 | 483 | 772 | -37.44% |
| Child Restraint Violations | 0 | 5 | 7 | -28.57% |
| Seat Belt Violations | 2 | 13 | 14 | -7.14% |
| All Other Violations | 25 | 403 | 622 | -35.21% |
| Parking Violations | 16 | 182 | 381 | -52.23% |

| Department Actions | Current Month | 2020 YTD | 2019 YTD | % Change YTD/YTD 2020 - 2019 |
|--------------------|---------------|----------|----------|------------------------------|
| Pursuits | 2 | 9 | 10 | -10.00% |
| Use of Force | 1 | 3 | 16 | -81.25% |

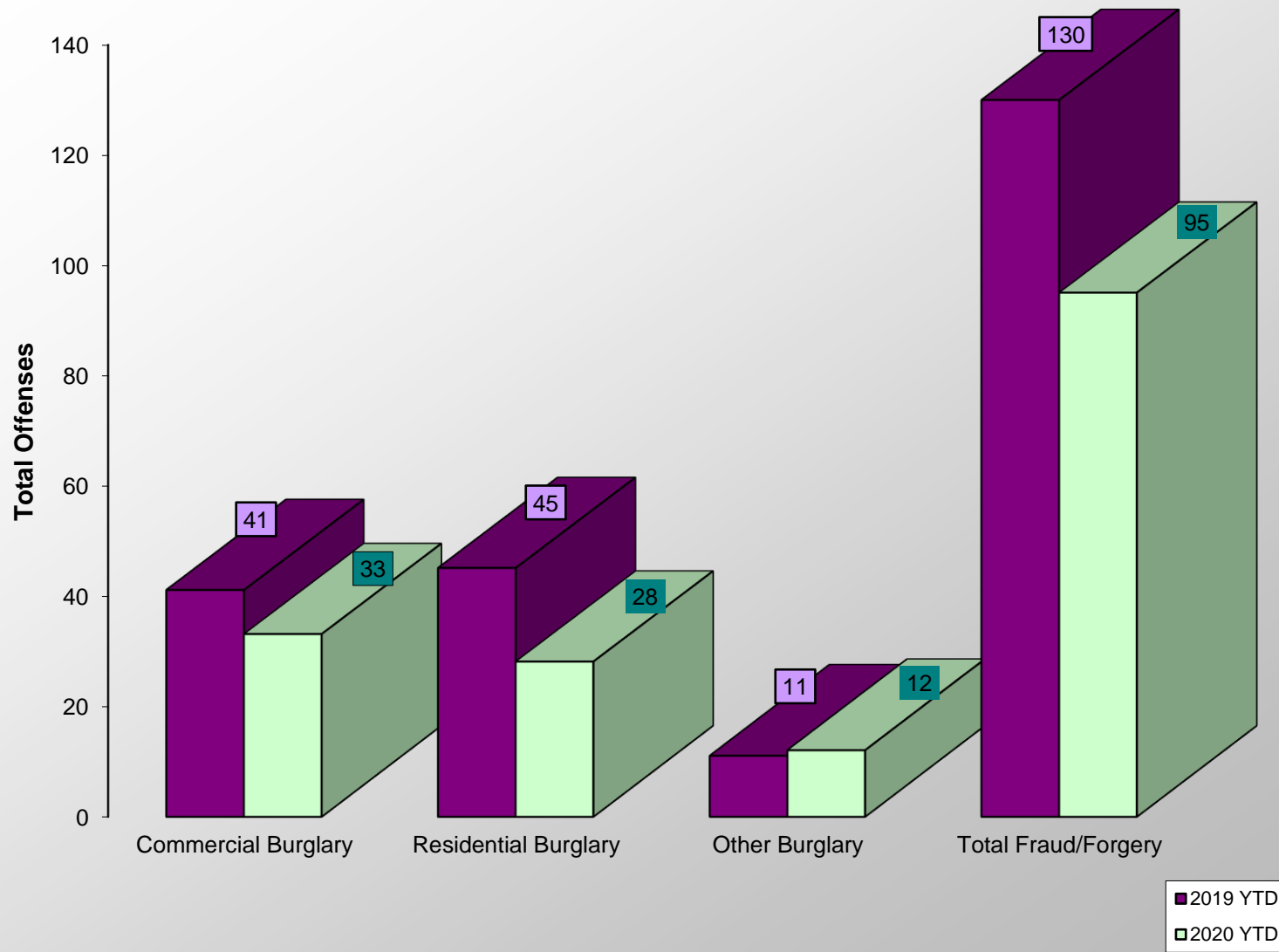
ACCIDENT COMPARISON 2019 - 2020 Year to Date



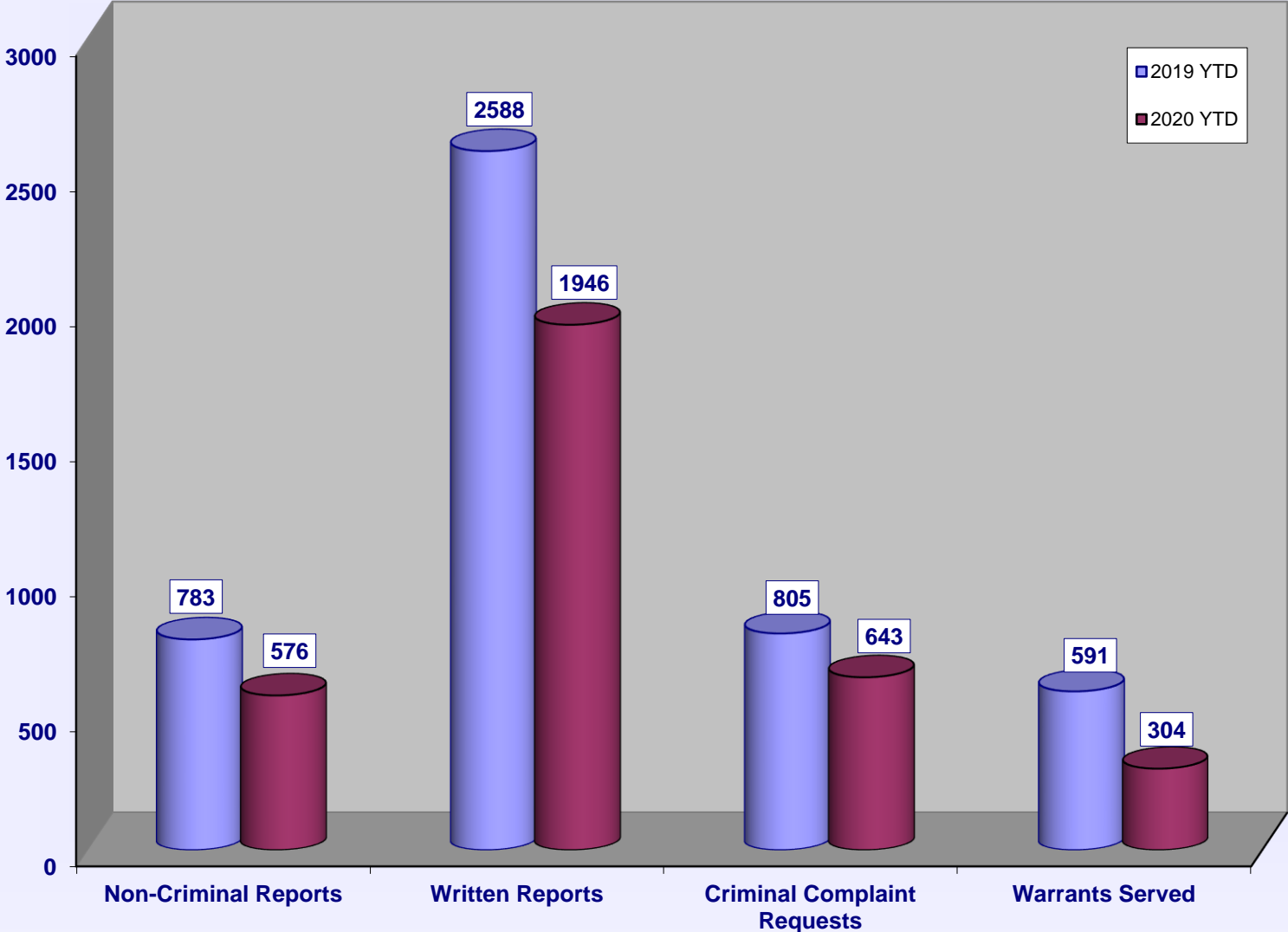
VEHICLE THEFTS



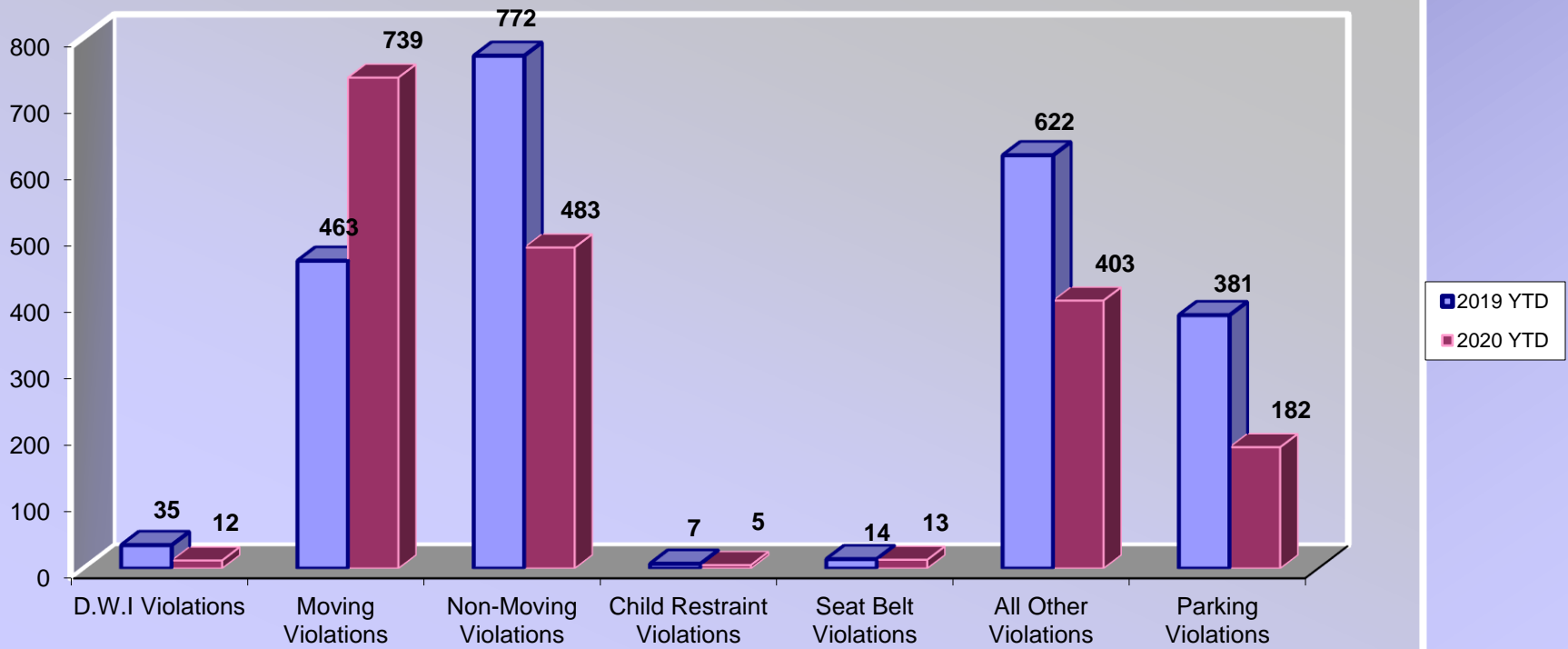
BURGLARIES 2019 - 2020 Year to Date



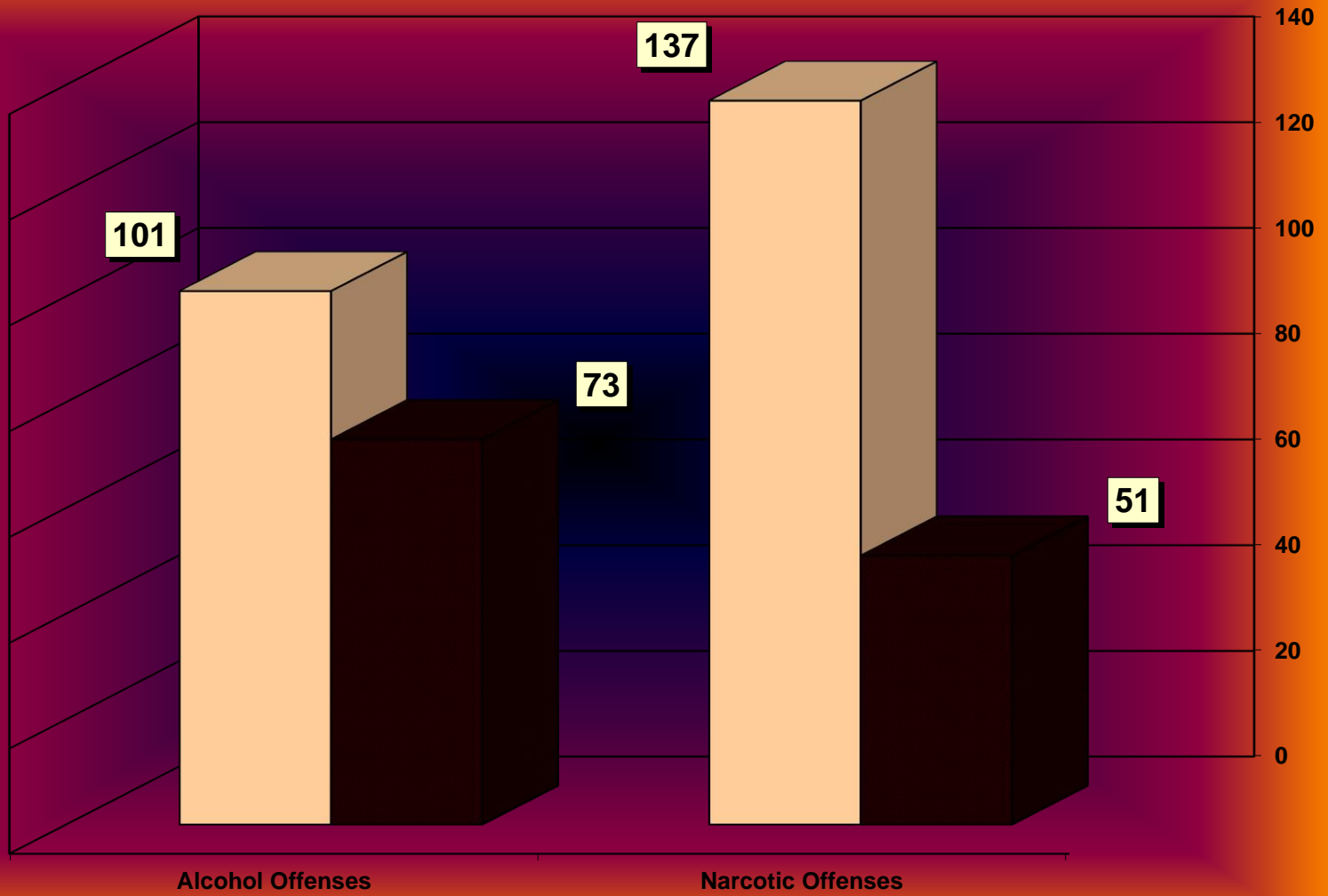
SERVICE & NON-SERVICE REQUESTS 2019 - 2020



TRAFFIC CITATIONS 2019-2020



NARCOTIC / ALCOHOL OFFENSES 2019 - 2020



■ 2020 YTD
□ 2019 YTD

Department Actions

