

MANTECA POLICE DEPARTMENT
MONTHLY CRIME STATISTICS REPORT
MAY 2020

Part One Crime Offenses	Current Month	This Month Last Year	% Change Month/Month 2020- 2019	2020 Cleared Offenses YTD	2020 Clearance RATE YTD	2020 Offenses YTD	2019 Offenses YTD	% Change YTD/YTD 2020 - 2019	2019 Cleared Offenses YTD	2019 Clearance RATE YTD
Homicide	1	0	N.C.	0	0%	1	0	N/C	0	N/C
Rape/Unlawful Interc	4	1	300.00%	3	43%	7	16	-56.25%	10	63%
Robbery	4	8	-50.00%	19	56%	34	30	13.33%	14	47%
Aggravated Assault	5	11	-54.55%	30	77%	39	41	-4.88%	23	56%
Commercial Burglary	10	4	150.00%	4	9%	43	45	-4.44%	11	24%
Residential Burglary	11	9	22.22%	8	21%	39	54	-27.78%	9	17%
Other Burglary	3	5	-40.00%	2	13%	15	16	-6.25%	1	6%
Auto Burglary	14	37	-62.16%	4	3%	117	195	-40.00%	5	3%
Grand Theft	17	12	41.67%	10	11%	88	81	8.64%	16	20%
Vehicle Theft	24	11	118.18%	22	21%	105	144	-27.08%	28	19%
Arson	2	1	100.00%	1	11%	9	4	125.00%	1	25%
All Other Felonies	33	61	-45.90%	114	78%	147	309	-52.43%	241	78%
Total Felonies	128	160	-20.00%	217	34%	644	935	-31.12%	359	38%
Total Burglaries	38	55	-30.91%	18	8%	214	310	-30.97%	26	8%
Misdemeanor Offenses	Current Month	This Month Last Year	% Change Month/Month 2020 - 2019	2020 Cleared Offenses YTD	2020 Clearance RATE YTD	2020 Offenses YTD	2019 Offenses YTD	% Change YTD/YTD 2020 - 2019	2019 Cleared Offenses YTD	2019 Clearance RATE YTD
Misdemeanor Thefts	53	68	-22.06%	77	24%	317	335	-5.37%	60	18%
All Other Misdemeanors	155	241	-35.68%	536	68%	789	1058	-25.43%	826	78%
Total Misdemeanors	208	309	-32.69%	613	55%	1106	1393	-20.60%	886	64%
Miscellaneous Offenses	Current Month	This Month Last Year	% Change Month/Month 2020 - 2019	2020 Cleared Offenses YTD	2020 Clearance RATE YTD	2020 Offenses YTD	2019 Offenses YTD	% Change YTD/YTD 2020 - 2019	2019 Cleared Offenses YTD	2019 Clearance RATE YTD
Total Narcotic Offenses	10	33	-69.70%	58	95%	61	170	-64.12%	173	102%
Total Alcohol Offenses	14	28	-50.00%	86	99%	87	129	-32.56%	128	99%
Total Domestic Violence	25	32	-21.88%	98	90%	109	138	-21.01%	139	101%
Total Fraud/Forgery	25	18	38.89%	9	8%	120	148	-18.92%	20	14%
Total Vehicle Abatements	0	0	N/C	1	N.C.	0	0	N/C	0	N/C
	74	111	-33.33%	252	67%	377	585	-35.56%	460	79%
*N.C. - not calculable	*N/C - no change									
Chief _____										
						0				

MANTECA POLICE DEPARTMENT
MONTHLY CRIME STATISTICS REPORT
MAY 2020

Non-Criminal Reports & Services	Current Month	2020 YTD	2019 YTD	% Change YTD/YTD 2020 - 2019
Non-Criminal Reports	94	670	987	-32.12%
Service Requests	3741	18438	22146	-16.74%
Written Reports	419	2365	3256	-27.36%
Criminal Complaint Requests	101	744	1061	-29.88%
Warrants Served	15	319	747	-57.30%

Property Value	Current Month	2020 YTD	2019 YTD	% Change YTD/YTD 2020 - 2019
Property Stolen	\$408,989.00	\$1,983,578.00	\$2,132,133.00	-6.97%
Property Recovered	\$154,718.00	\$1,023,009.00	\$848,836.00	20.52%
% Property Value Recovered	37.83%	51.57%	39.81%	29.55%

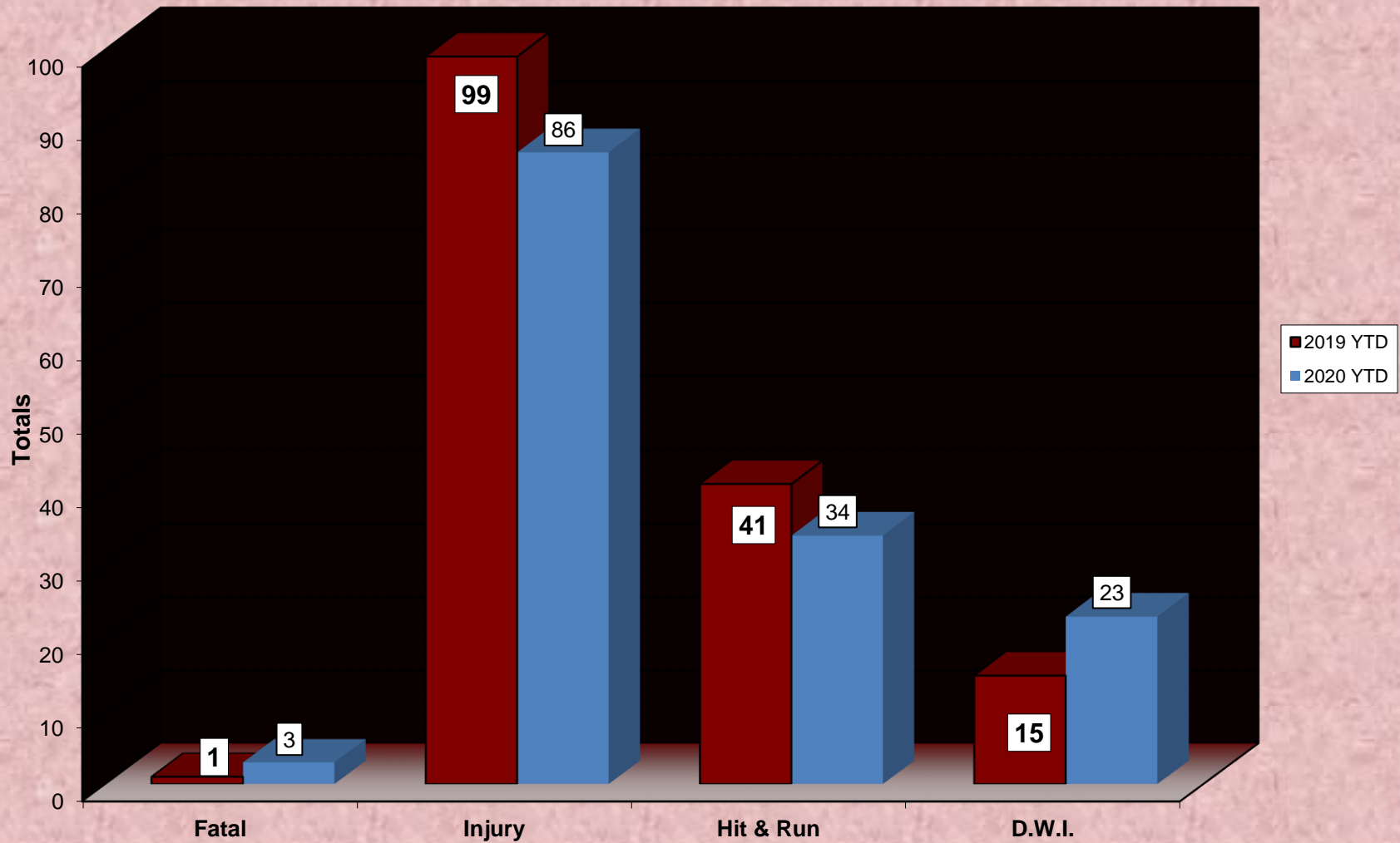
Accidents	Current Month	2020 YTD	2019 YTD	% Change YTD/YTD 2019 - 2018
Total Accidents	63	385	394	-2.28%
Property Damage Only	50	296	294	0.68%
Fatal	1	3	1	200.00%
Injury	12	86	99	-13.13%
Hit & Run	10	34	41	-17.07%
D.W.I.	3	23	15	53.33%

Arrests	Current Month	2020 YTD	2019 YTD	% Change YTD/YTD 2020 - 2019
Adult Arrests	84	656	897	-26.87%
Juvenile Arrests	2	25	39	-35.90%
Total Arrests	86	681	936	-27.24%

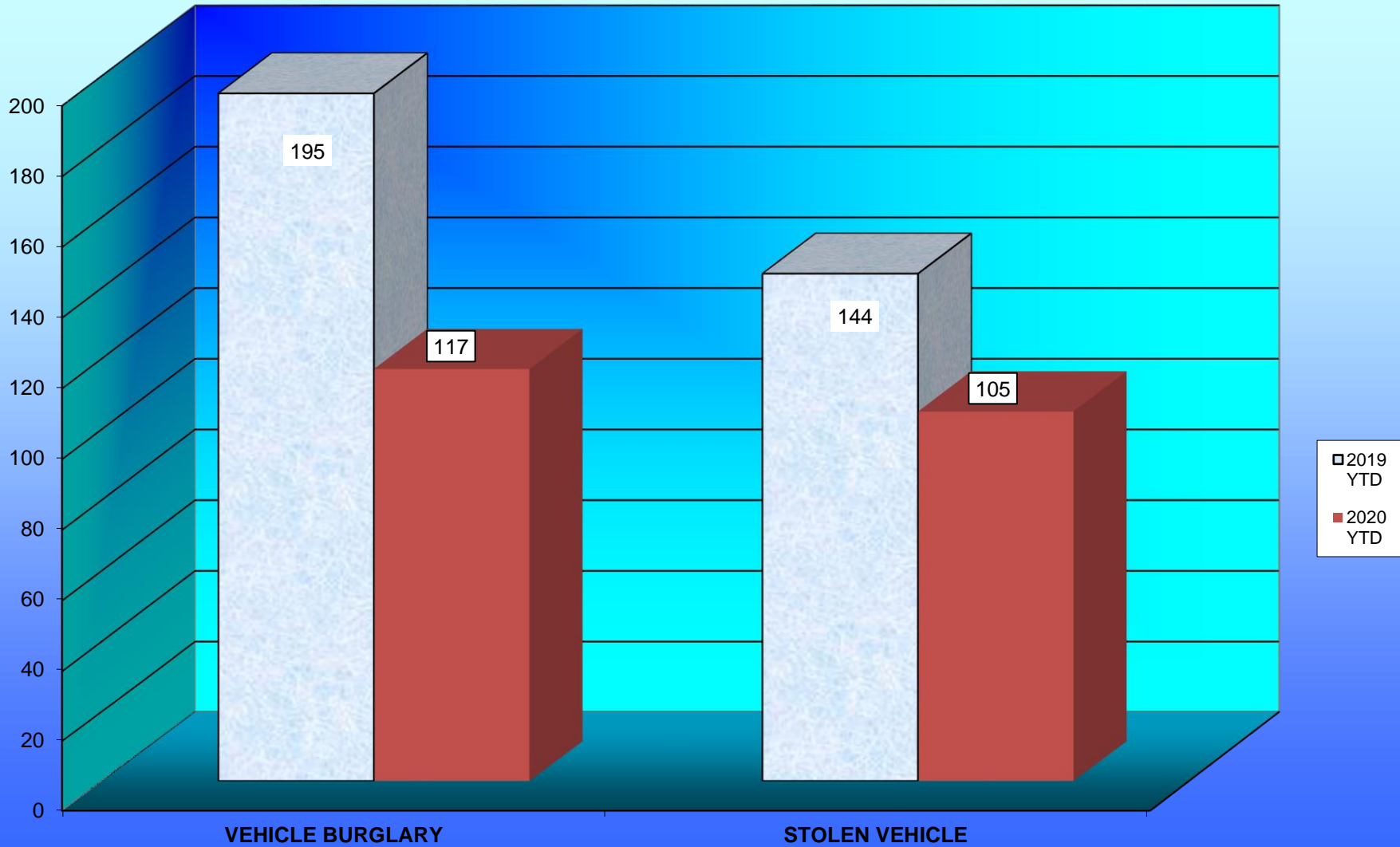
Citations	Current Month	2020 YTD	2019 YTD	% Change YTD/YTD 2019 - 2018
Total Citation Violations	353	2,000	2,714	-26.31%
D.W.I Violations	0	12	38	-68.42%
Moving Violations	187	926	647	43.12%
Non-Moving Violations	74	557	1,021	-45.45%
Child Restraint Violations	0	5	7	-28.57%
Seat Belt Violations	3	16	30	-46.67%
All Other Violations	92	495	815	-39.26%
Parking Violations	39	221	497	-55.53%

Department Actions	Current Month	2020 YTD	2019 YTD	% Change YTD/YTD 2020 - 2019
Pursuits	2	11	11	0.00%
Use of Force	0	3	18	-83.33%

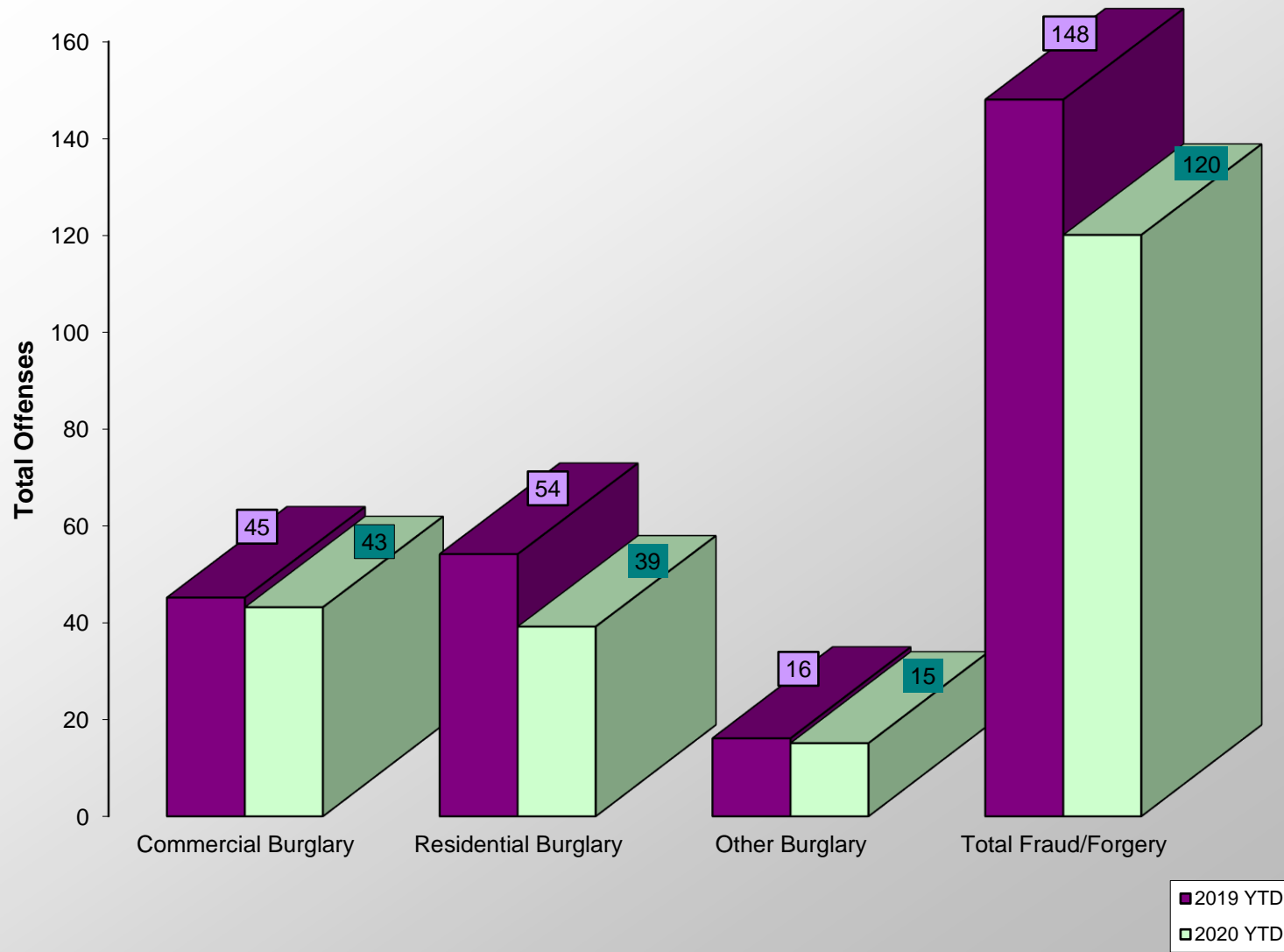
ACCIDENT COMPARISON 2019 - 2020 Year to Date



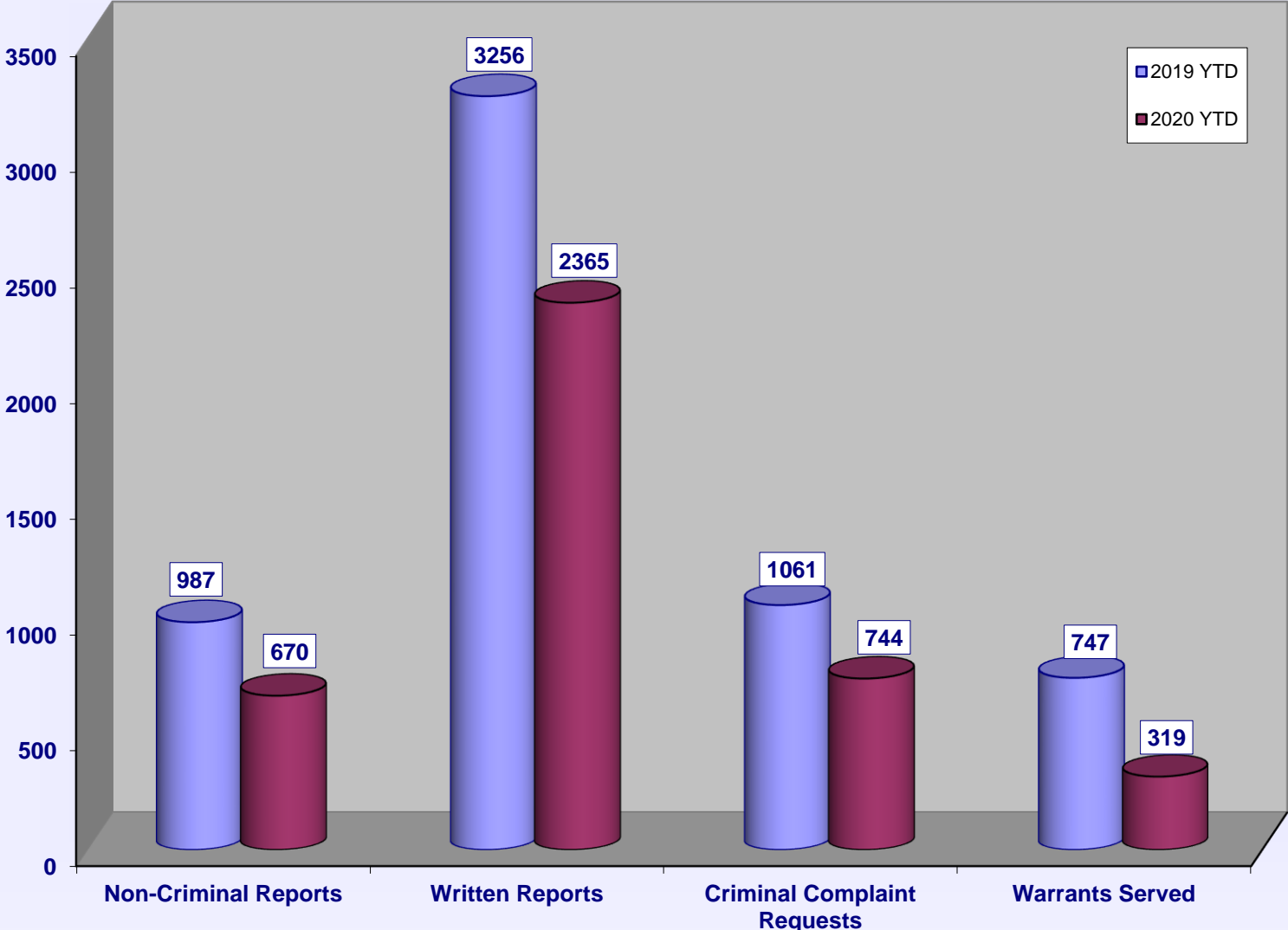
VEHICLE THEFTS



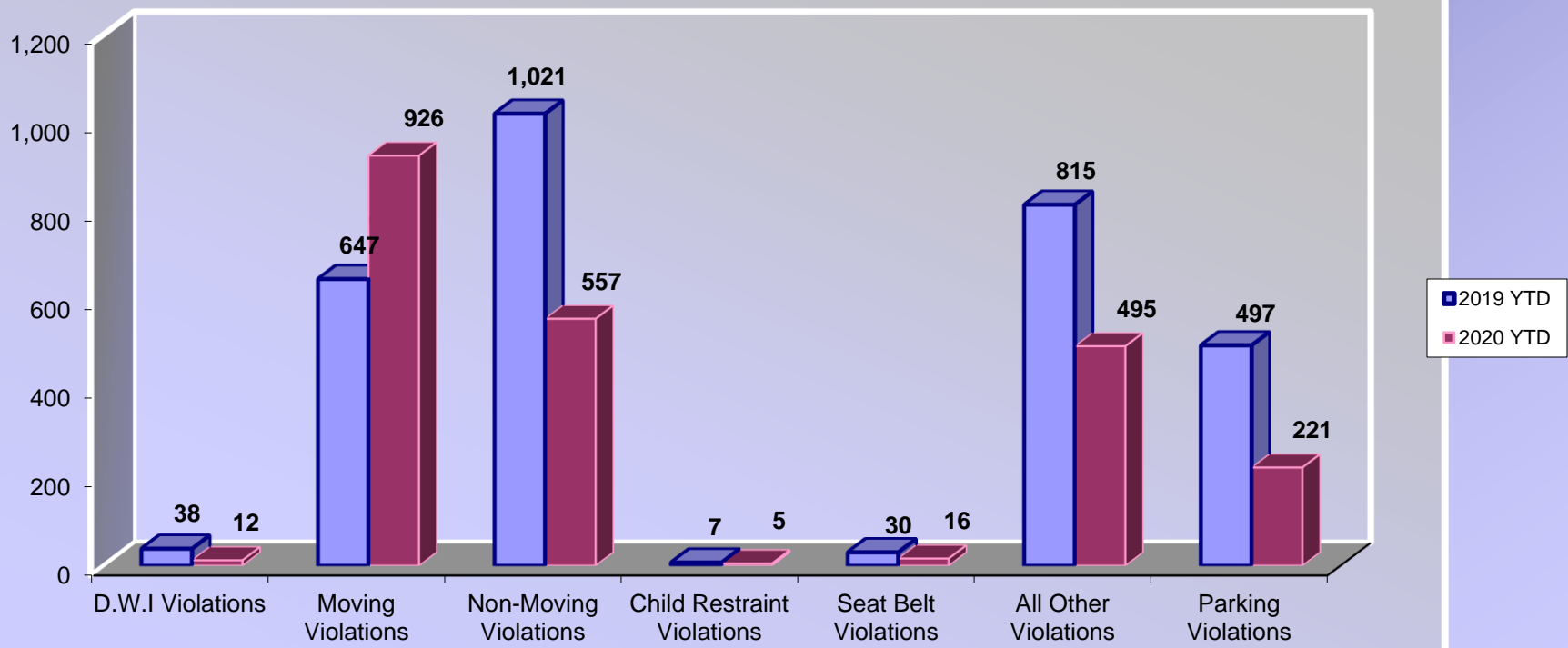
BURGLARIES 2019 - 2020 Year to Date



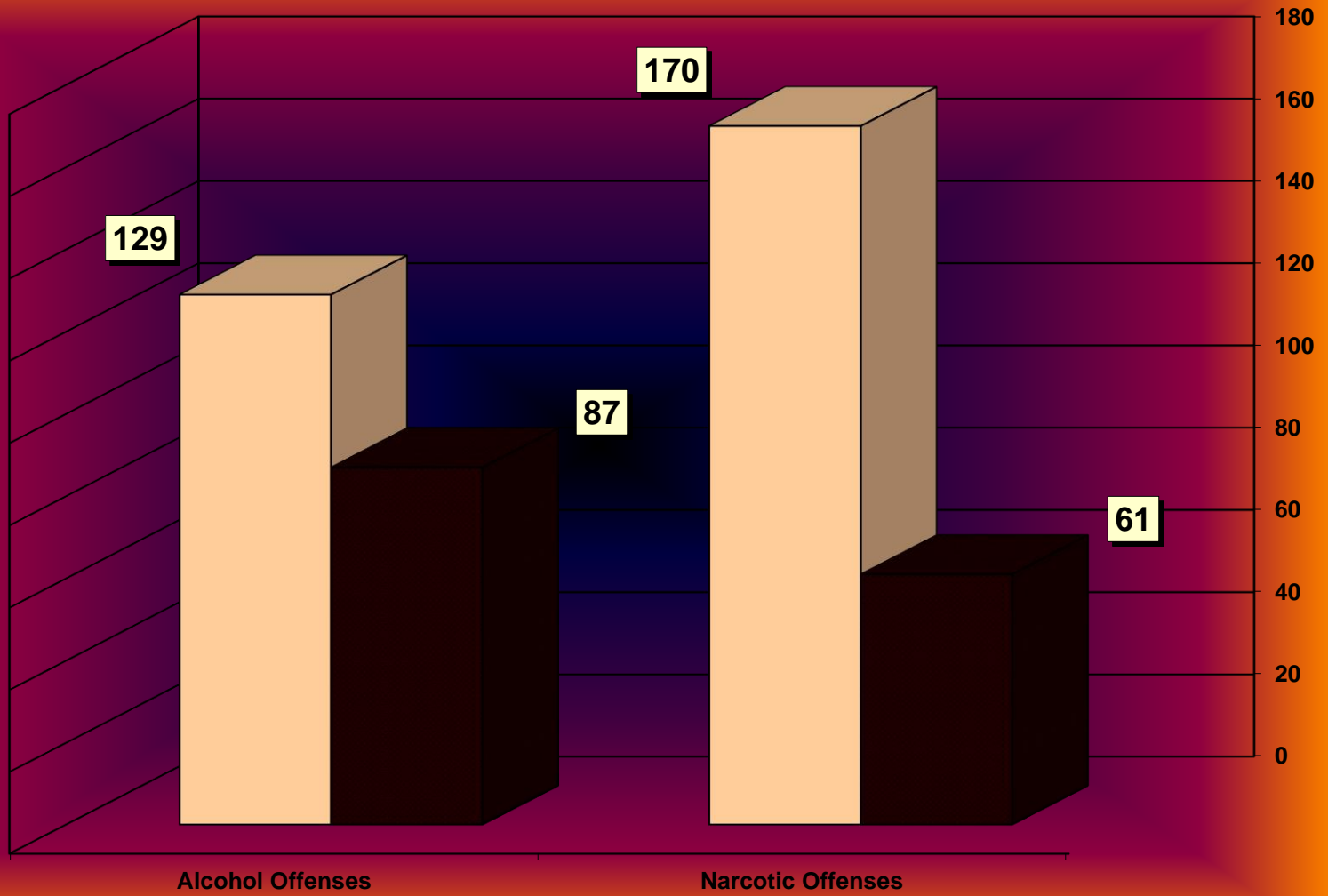
SERVICE & NON-SERVICE REQUESTS 2019 - 2020



TRAFFIC CITATIONS 2019-2020



NARCOTIC / ALCOHOL OFFENSES 2019 - 2020



■ 2020 YTD
□ 2019 YTD

Department Actions

