

MANTECA POLICE DEPARTMENT
MONTHLY CRIME STATISTICS REPORT
JULY 2020

Part One Crime Offenses	Current Month	This Month Last Year	% Change Month/Month 2020- 2019	2020 Cleared Offenses YTD	2020 Clearance RATE YTD	2020 Offenses YTD	2019 Offenses YTD	% Change YTD/YTD 2020 - 2019	2019 Cleared Offenses YTD	2019 Clearance RATE YTD
Homicide	1	2	N.C	1	N/C	2	2	N/C	1	N/C
Rape/Unlawful Interc	1	1	0.00%	6	50%	12	19	-36.84%	11	58%
Robbery	6	7	-14.29%	26	63%	41	43	-4.65%	17	40%
Aggravated Assault	8	9	-11.11%	48	74%	65	58	12.07%	32	55%
Commercial Burglary	4	7	-42.86%	7	14%	51	56	-8.93%	12	21%
Residential Burglary	6	7	-14.29%	11	23%	48	67	-28.36%	9	13%
Other Burglary	1	0	N.C	2	13%	16	18	-11.11%	1	6%
Auto Burglary	18	38	-52.63%	9	6%	160	281	-43.06%	5	2%
Grand Theft	21	17	23.53%	15	13%	118	121	-2.48%	19	16%
Vehicle Theft	26	22	18.18%	34	22%	157	188	-16.49%	36	19%
Arson	4	3	N.C	1	6%	16	10	60.00%	1	10%
All Other Felonies	43	56	-23.21%	169	76%	223	412	-45.87%	326	79%
Total Felonies	139	169	-17.75%	329	36%	909	1275	-28.71%	470	37%
Total Burglaries	29	52	-44.23%	29	11%	275	422	-34.83%	27	6%
Misdemeanor Offenses	Current Month	This Month Last Year	% Change Month/Month 2020 - 2019	2020 Cleared Offenses YTD	2020 Clearance RATE YTD	2020 Offenses YTD	2019 Offenses YTD	% Change YTD/YTD 2020 - 2019	2019 Cleared Offenses YTD	2019 Clearance RATE YTD
Misdemeanor Thefts	60	65	-7.69%	91	22%	423	475	-10.95%	89	19%
All Other Misdemeanors	155	194	-20.10%	766	68%	1120	1445	-22.49%	1117	77%
Total Misdemeanors	215	259	-16.99%	857	56%	1543	1920	-19.64%	1206	63%
Miscellaneous Offenses	Current Month	This Month Last Year	% Change Month/Month 2020 - 2019	2020 Cleared Offenses YTD	2020 Clearance RATE YTD	2020 Offenses YTD	2019 Offenses YTD	% Change YTD/YTD 2020 - 2019	2019 Cleared Offenses YTD	2019 Clearance RATE YTD
Total Narcotic Offenses	21	46	-54.35%	89	94%	95	248	-61.69%	247	100%
Total Alcohol Offenses	17	16	6.25%	120	100%	120	171	-29.82%	171	100%
Total Domestic Violence	28	33	-15.15%	148	92%	161	208	-22.60%	205	99%
Total Fraud/Forgery	18	29	-37.93%	16	10%	158	203	-22.17%	27	13%
Total Vehicle Abatements	0	0	N/C	1	N/C	0	0	N/C	0	N/C
	84	124	-32.26%	374	70%	534	830	-35.66%	650	78%
*N.C. - not calculable	*N/C - no change									
Chief _____										
						0				

MANTECA POLICE DEPARTMENT
MONTHLY CRIME STATISTICS REPORT
JULY 2020

Non-Criminal Reports & Services	Current Month	2020 YTD	2019 YTD	% Change YTD/YTD 2020 - 2019
Non-Criminal Reports	129	914	1354	-32.50%
Service Requests	3629	25763	30697	-16.07%
Written Reports	467	3296	4459	-26.08%
Criminal Complaint Requests	174	1093	1464	-25.34%
Warrants Served	52	397	1004	-60.46%

Property Value	Current Month	2020 YTD	2019 YTD	% Change YTD/YTD 2020 - 2019
Property Stolen	\$756,306.00	\$3,201,131.00	\$2,771,219.00	15.51%
Property Recovered	\$310,204.00	\$1,603,163.00	\$128,219.00	1150.33%
% Property Value Recovered	41.02%	50.08%	4.63%	982.41%

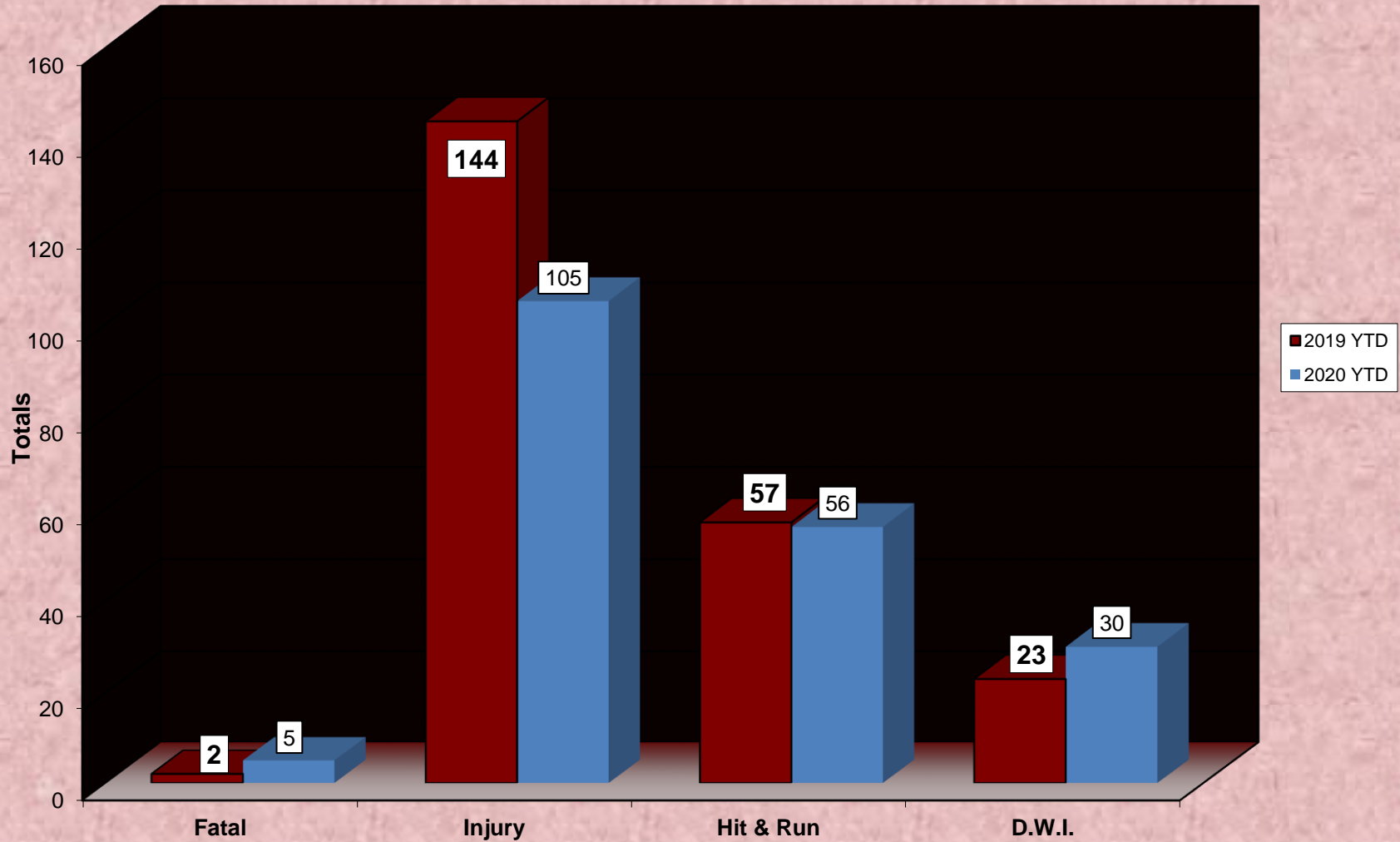
Accidents	Current Month	2020 YTD	2019 YTD	% Change YTD/YTD 2019 - 2018
Total Accidents	73	520	569	-8.61%
Property Damage Only	65	410	423	-3.07%
Fatal	2	5	2	150.00%
Injury	6	105	144	-27.08%
Hit & Run	11	56	57	-1.75%
D.W.I.	4	30	23	30.43%

Arrests	Current Month	2020 YTD	2019 YTD	% Change YTD/YTD 2020 - 2019
Adult Arrests	140	892	1455	-38.69%
Juvenile Arrests	4	32	33	-3.03%
Total Arrests	144	924	1488	-37.90%

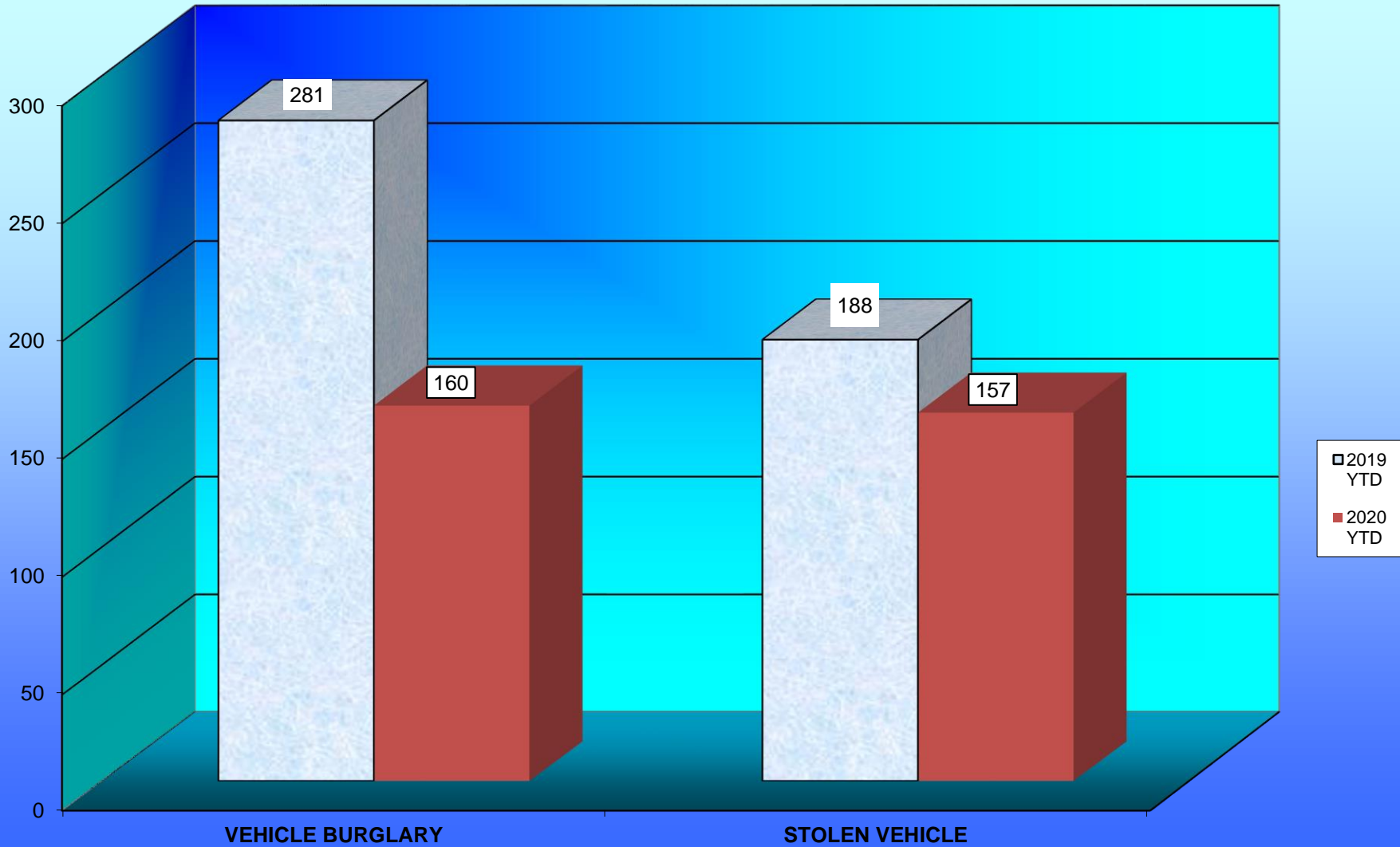
Citations	Current Month	2020 YTD	2019 YTD	% Change YTD/YTD 2019 - 2018
Total Citation Violations	356	2,721	2,464	10.43%
D.W.I Violations	2	17	51	-66.67%
Moving Violations	186	1,292	801	61.30%
Non-Moving Violations	63	700	1,253	-44.13%
Child Restraint Violations	0	5	9	-44.44%
Seat Belt Violations	1	19	37	-48.65%
All Other Violations	103	698	1,166	-40.14%
Parking Violations	33	293	726	-59.64%

Department Actions	Current Month	2020 YTD	2019 YTD	% Change YTD/YTD 2020 - 2019
Pursuits	5	20	14	42.86%
Use of Force	4	8	24	-66.67%

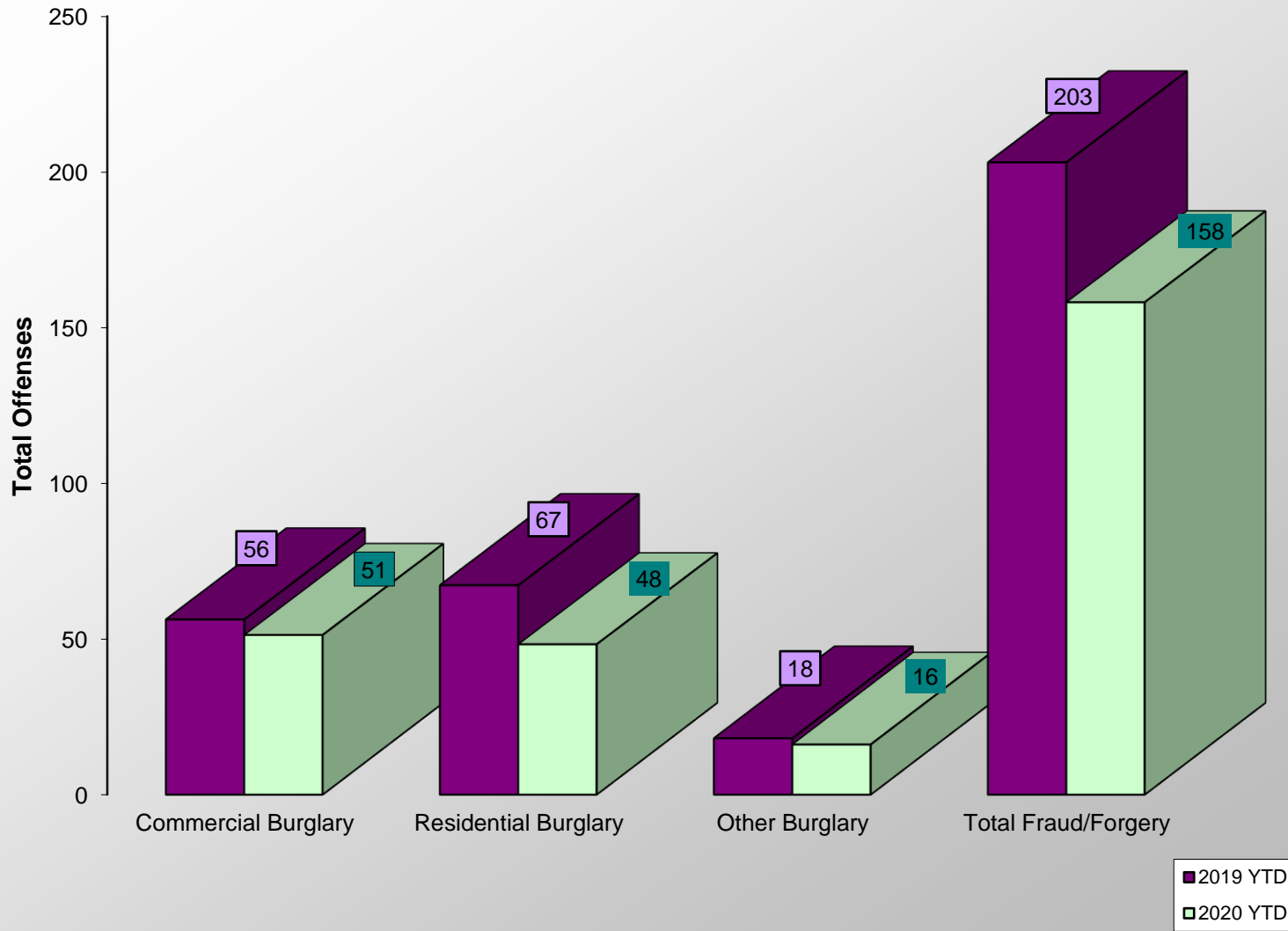
ACCIDENT COMPARISON 2019 - 2020 Year to Date



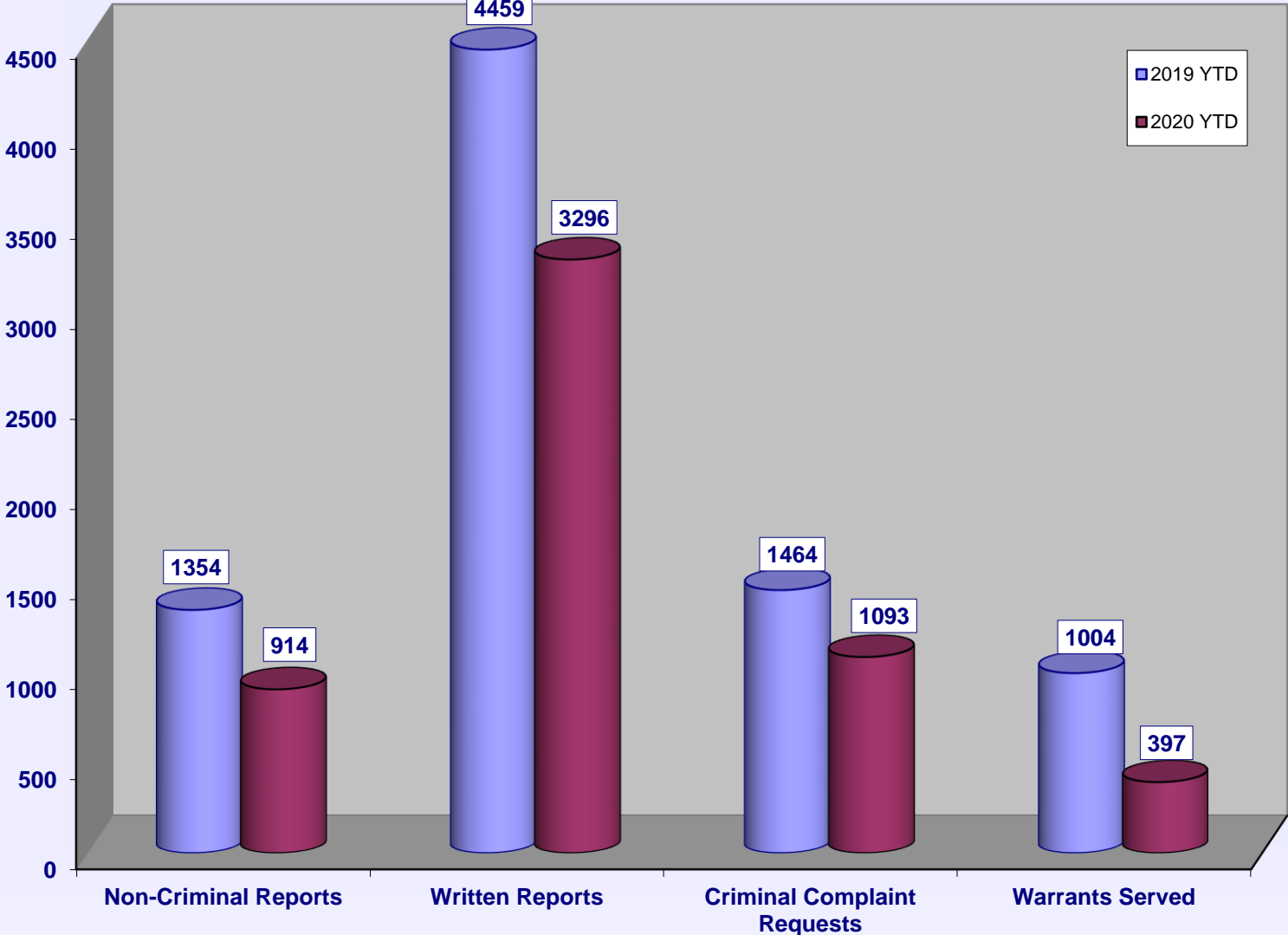
VEHICLE THEFTS



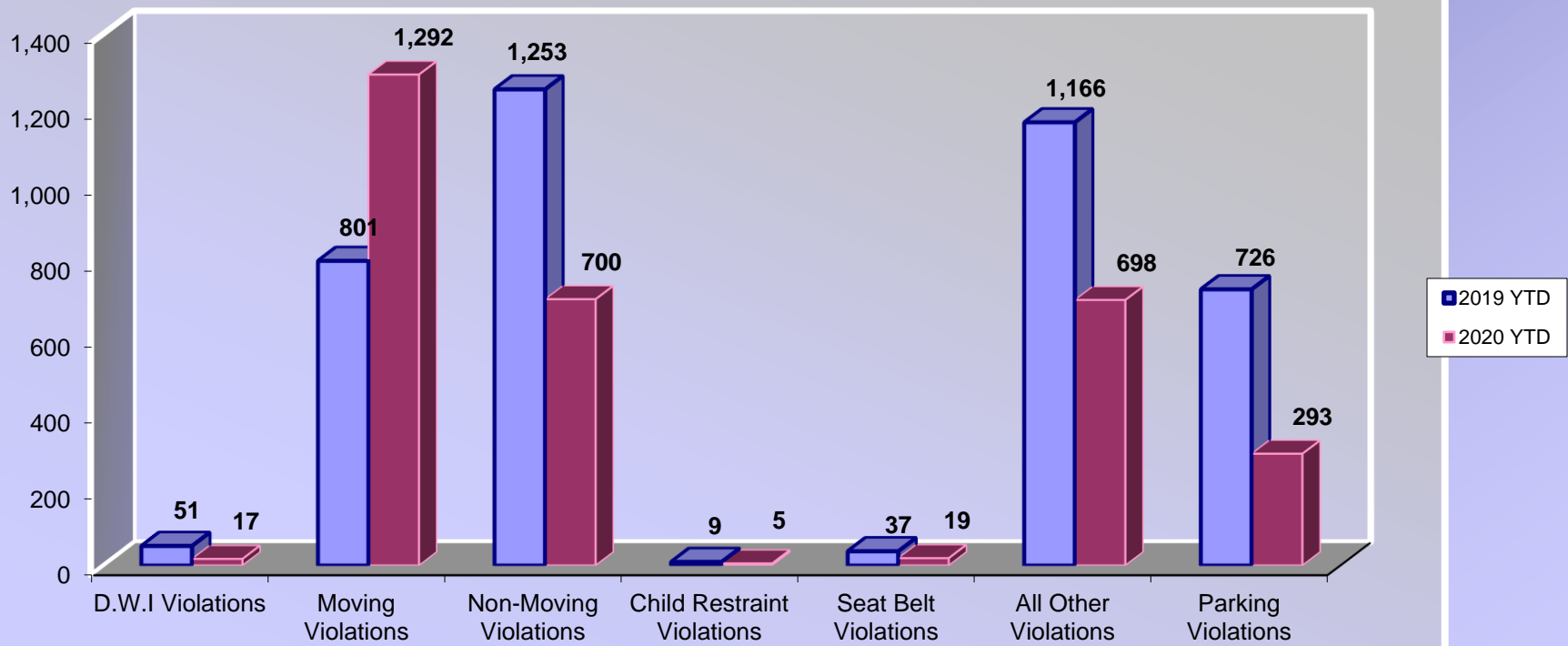
BURGLARIES 2019 - 2020 Year to Date



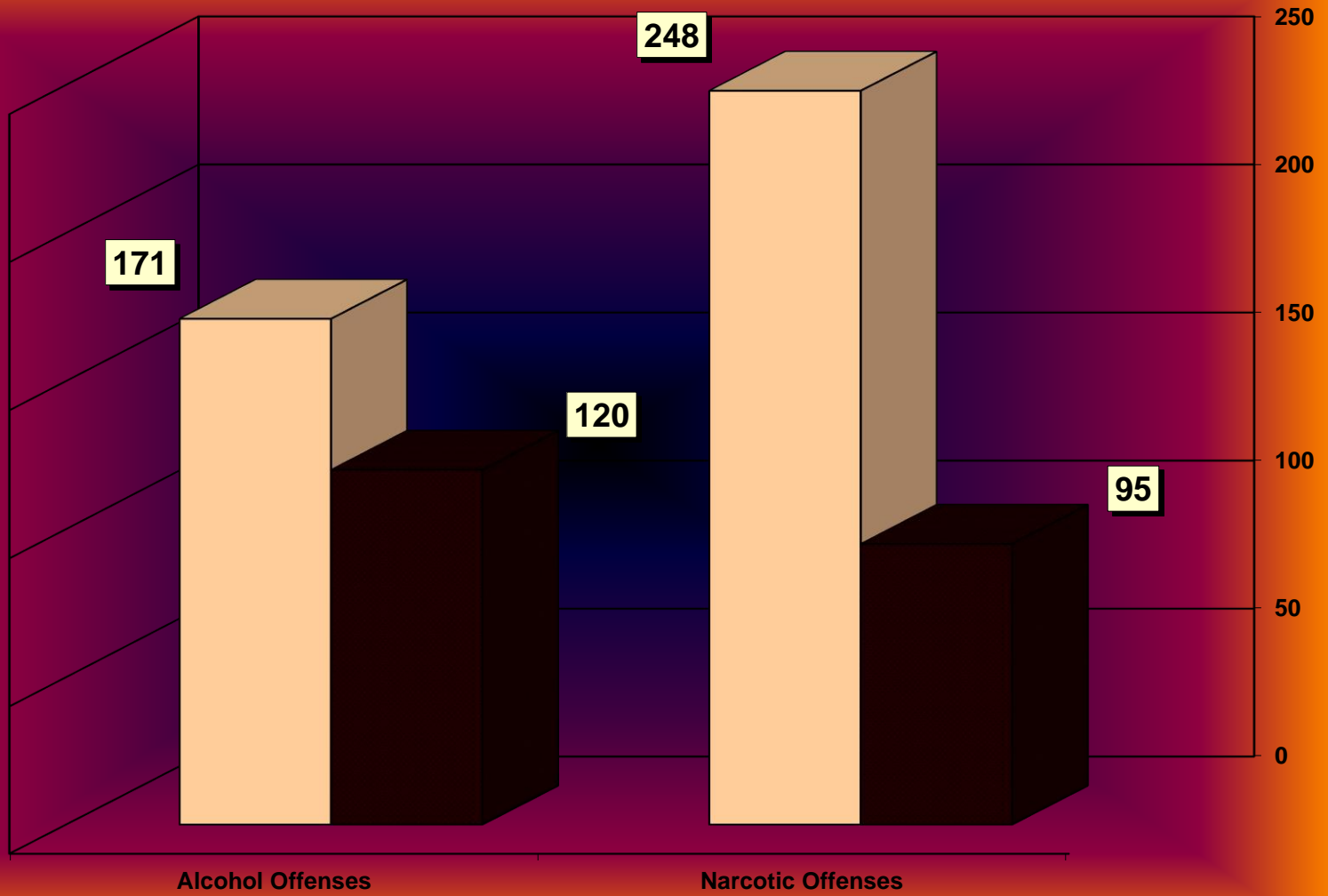
SERVICE & NON-SERVICE REQUESTS 2019 - 2020



TRAFFIC CITATIONS 2019-2020



NARCOTIC / ALCOHOL OFFENSES 2019 - 2020



■ 2020 YTD
□ 2019 YTD

Department Actions

