

MANTECA POLICE DEPARTMENT
MONTHLY CRIME STATISTICS REPORT
AUGUST 2020

Part One Crime Offenses	Current Month	This Month Last Year	% Change Month/Month 2020- 2019	2020 Cleared Offenses YTD	2020 Clearance RATE YTD	2020 Offenses YTD	2019 Offenses YTD	% Change YTD/YTD 2020 - 2019	2019 Cleared Offenses YTD	2019 Clearance RATE YTD
Homicide	0	1	-100.00%	1	50%	2	3	-33.33%	2	67%
Rape/Unlawful Interc	2	1	N/C	10	71%	14	20	-30.00%	11	55%
Robbery	4	5	-20.00%	27	60%	45	48	-6.25%	18	38%
Aggravated Assault	7	3	133.33%	52	72%	72	61	18.03%	38	62%
Commercial Burglary	13	7	85.71%	10	16%	64	63	1.59%	12	19%
Residential Burglary	6	10	-40.00%	11	20%	54	77	-29.87%	9	12%
Other Burglary	1	0	N.C.	2	12%	17	18	-5.56%	1	6%
Auto Burglary	8	29	-72.41%	9	5%	168	310	-45.81%	5	2%
Grand Theft	10	12	-16.67%	15	12%	128	133	-3.76%	20	15%
Vehicle Theft	19	20	-5.00%	37	21%	176	208	-15.38%	45	22%
Arson	3	2	50.00%	2	11%	19	12	58.33%	3	25%
All Other Felonies	53	48	10.42%	199	72%	276	460	-40.00%	356	77%
Total Felonies	126	138	-8.70%	375	36%	1035	1413	-26.75%	520	37%
Total Burglaries	28	46	-39.13%	32	11%	303	468	-35.26%	27	6%
Misdemeanor Offenses	Current Month	This Month Last Year	% Change Month/Month 2020 - 2019	2020 Cleared Offenses YTD	2020 Clearance RATE YTD	2020 Offenses YTD	2019 Offenses YTD	% Change YTD/YTD 2020 - 2019	2019 Cleared Offenses YTD	2019 Clearance RATE YTD
Misdemeanor Thefts	57	60	-5.00%	98	20%	480	535	-10.28%	103	19%
All Other Misdemeanors	169	214	-21.03%	870	67%	1289	1659	-22.30%	1257	76%
Total Misdemeanors	226	274	-17.52%	968	55%	1769	2194	-19.37%	1360	62%
Miscellaneous Offenses	Current Month	This Month Last Year	% Change Month/Month 2020 - 2019	2020 Cleared Offenses YTD	2020 Clearance RATE YTD	2020 Offenses YTD	2019 Offenses YTD	% Change YTD/YTD 2020 - 2019	2019 Cleared Offenses YTD	2019 Clearance RATE YTD
Total Narcotic Offenses	25	27	-7.41%	112	93%	120	275	-56.36%	272	99%
Total Alcohol Offenses	14	26	-46.15%	132	99%	134	197	-31.98%	196	99%
Total Domestic Violence	22	37	-40.54%	162	89%	183	248	-26.21%	227	92%
Total Fraud/Forgery	19	27	-29.63%	16	9%	177	230	-23.04%	31	13%
Total Vehicle Abatements	0	0	N/C	1	N.C.	0	0	N/C	0	N.C.
	80	117	-31.62%	423	69%	614	950	-35.37%	726	76%
*N.C. - not calculable	*N/C - no change									
Chief _____										
						0				

MANTECA POLICE DEPARTMENT
MONTHLY CRIME STATISTICS REPORT
AUGUST 2020

Non-Criminal Reports & Services	Current Month	2020 YTD	2019 YTD	% Change YTD/YTD 2020 - 2019
Non-Criminal Reports	138	1052	1575	-33.21%
Service Requests	3816	29579	35252	-16.09%
Written Reports	481	3777	5089	-25.78%
Criminal Complaint Requests	171	1264	1654	-23.58%
Warrants Served	58	455	1141	-60.12%

Property Value	Current Month	2020 YTD	2019 YTD	% Change YTD/YTD 2020 - 2019
Property Stolen	\$283,333.00	\$3,484,464.00	\$3,070,795.00	13.47%
Property Recovered	\$79,562.00	\$1,682,725.00	\$1,213,812.00	38.63%
% Property Value Recovered	28.08%	48.29%	39.53%	22.17%

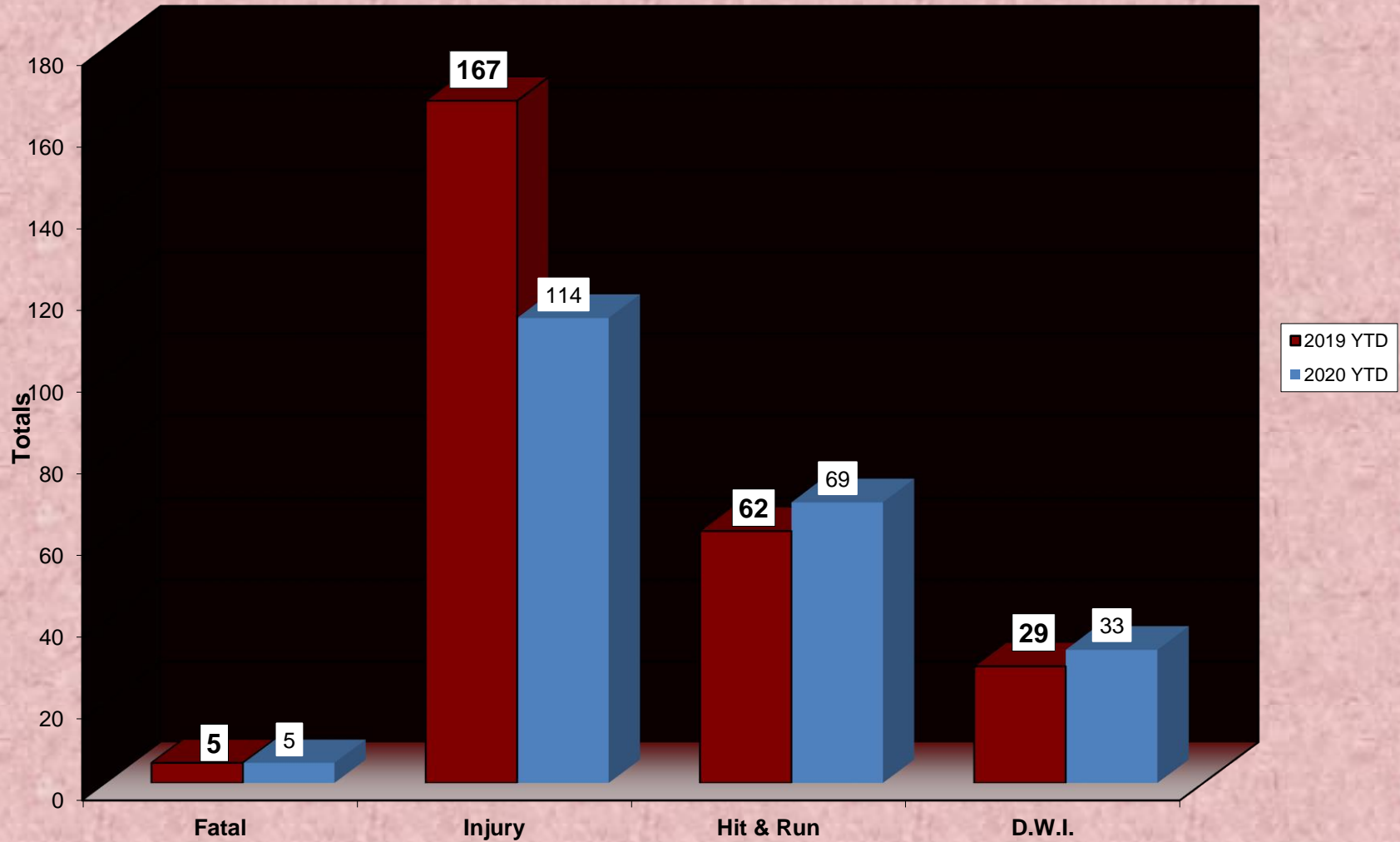
Accidents	Current Month	2020 YTD	2019 YTD	% Change YTD/YTD 2019 - 2018
Total Accidents	67	587	680	-13.68%
Property Damage Only	58	468	508	-7.87%
Fatal	0	5	5	0.00%
Injury	9	114	167	-31.74%
Hit & Run	13	69	62	11.29%
D.W.I.	3	33	29	13.79%

Arrests	Current Month	2020 YTD	2019 YTD	% Change YTD/YTD 2020 - 2019
Adult Arrests	130	1022	1664	-38.58%
Juvenile Arrests	1	33	34	-2.94%
Total Arrests	131	1055	1698	-37.87%

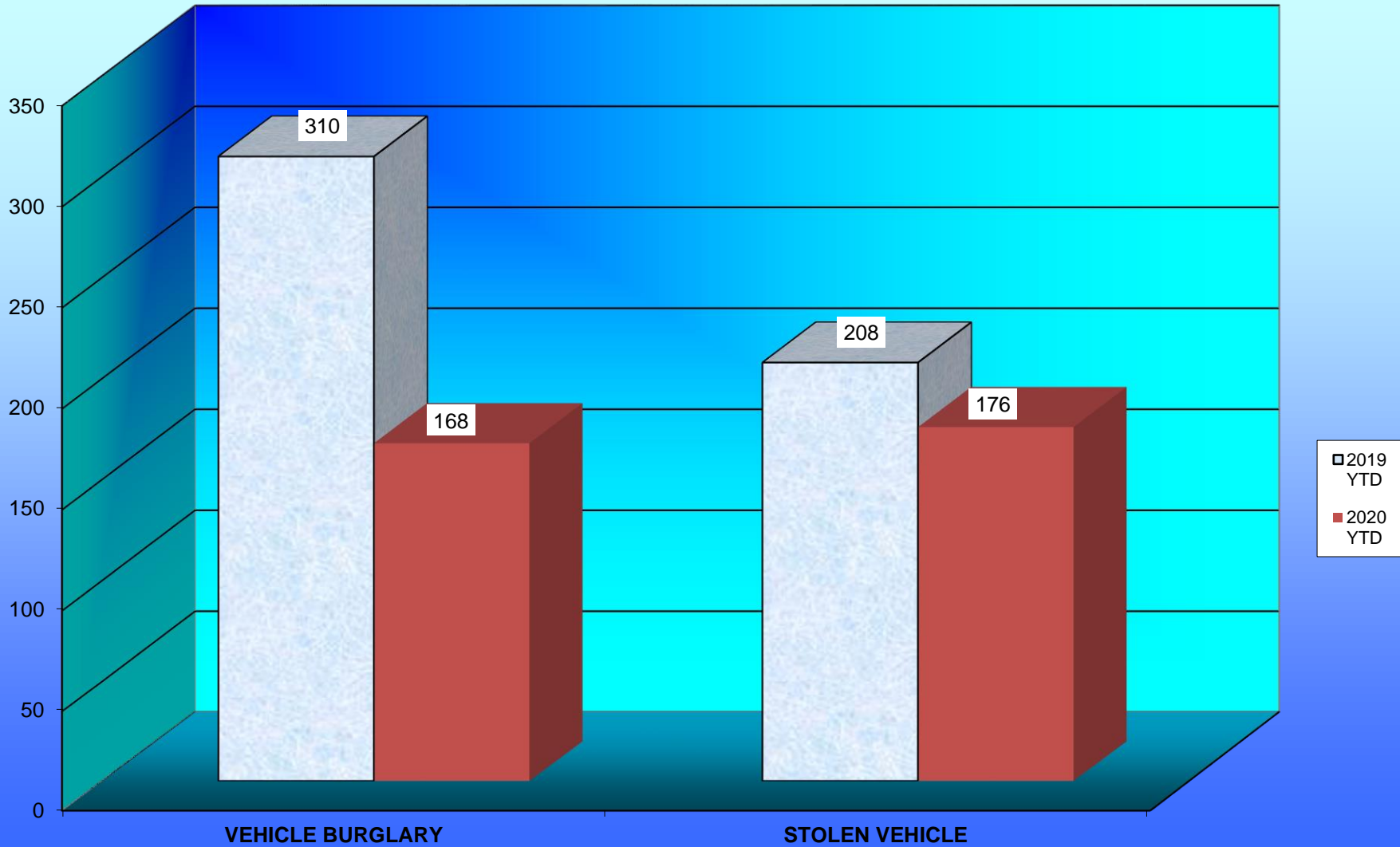
Citations	Current Month	2020 YTD	2019 YTD	% Change YTD/YTD 2019 - 2018
Total Citation Violations	455	3,176	3,794	-16.29%
D.W.I Violations	2	19	58	-67.24%
Moving Violations	174	1,466	929	57.80%
Non-Moving Violations	108	808	1,345	-39.93%
Child Restraint Violations	0	5	10	-50.00%
Seat Belt Violations	1	20	40	-50.00%
All Other Violations	172	870	1,269	-31.44%
Parking Violations	79	372	830	-55.18%

Department Actions	Current Month	2020 YTD	2019 YTD	% Change YTD/YTD 2020 - 2019
Pursuits	4	24	16	50.00%
Use of Force	2	10	25	-60.00%

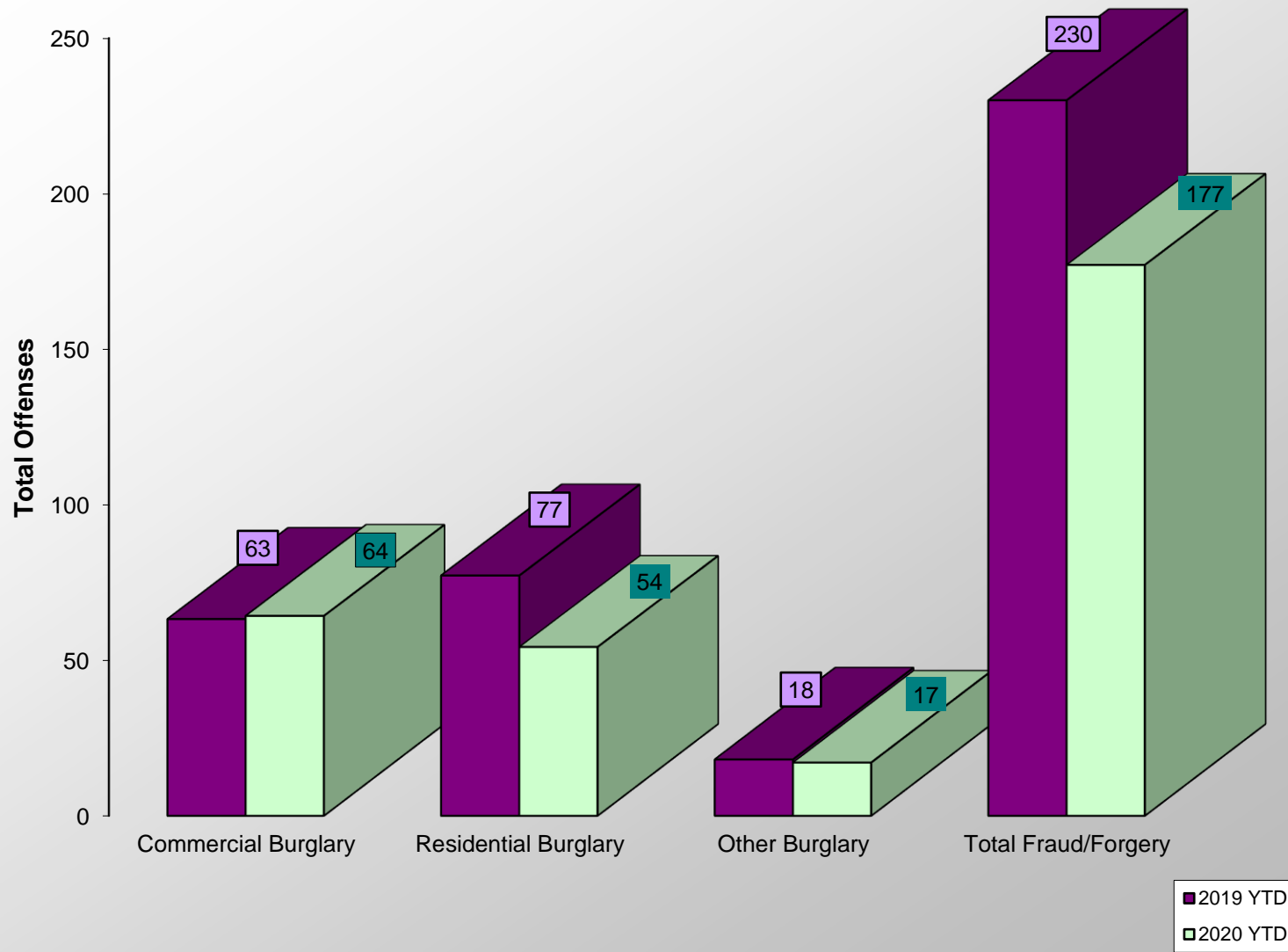
ACCIDENT COMPARISON 2019 - 2020 Year to Date



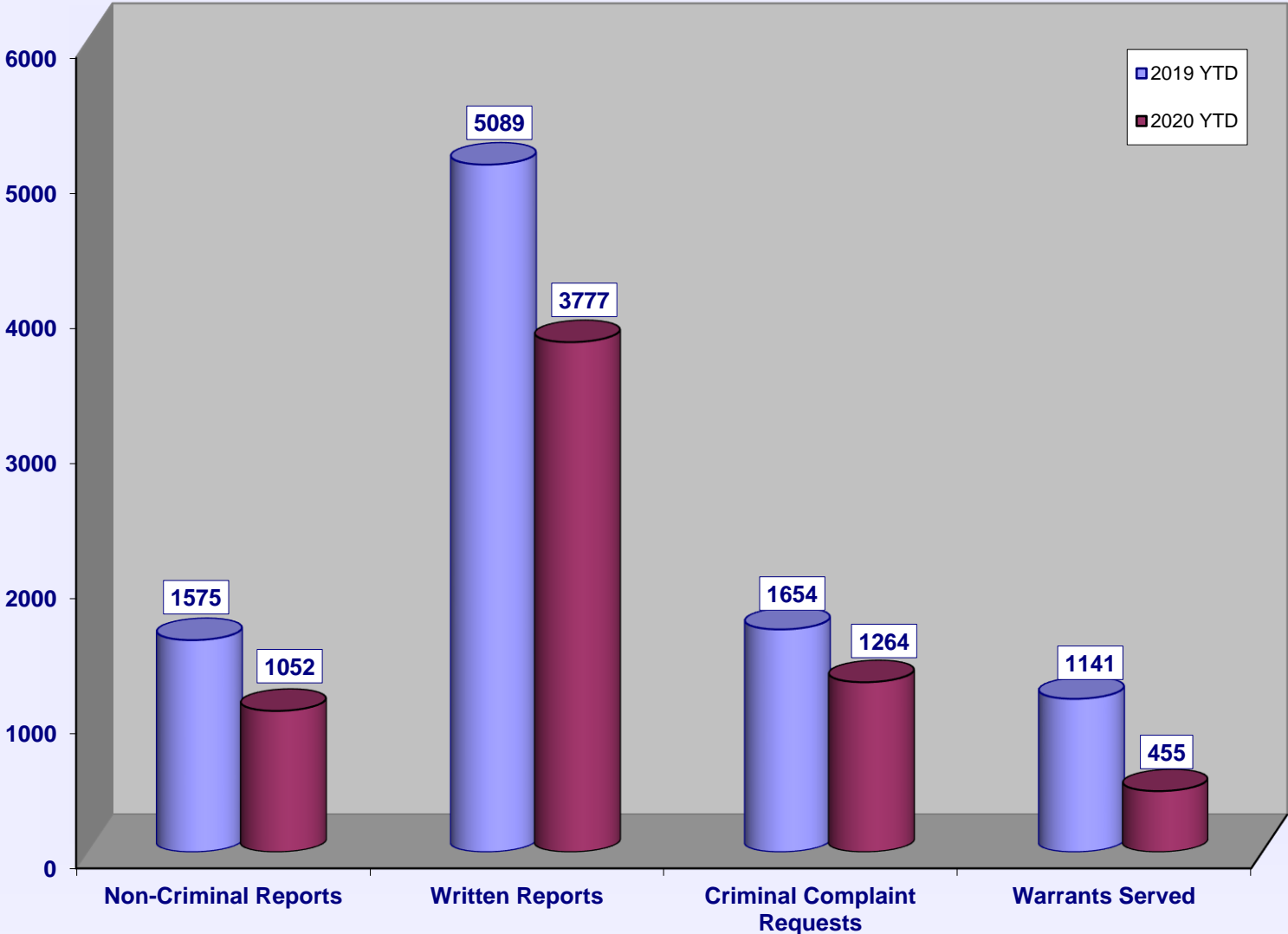
VEHICLE THEFTS



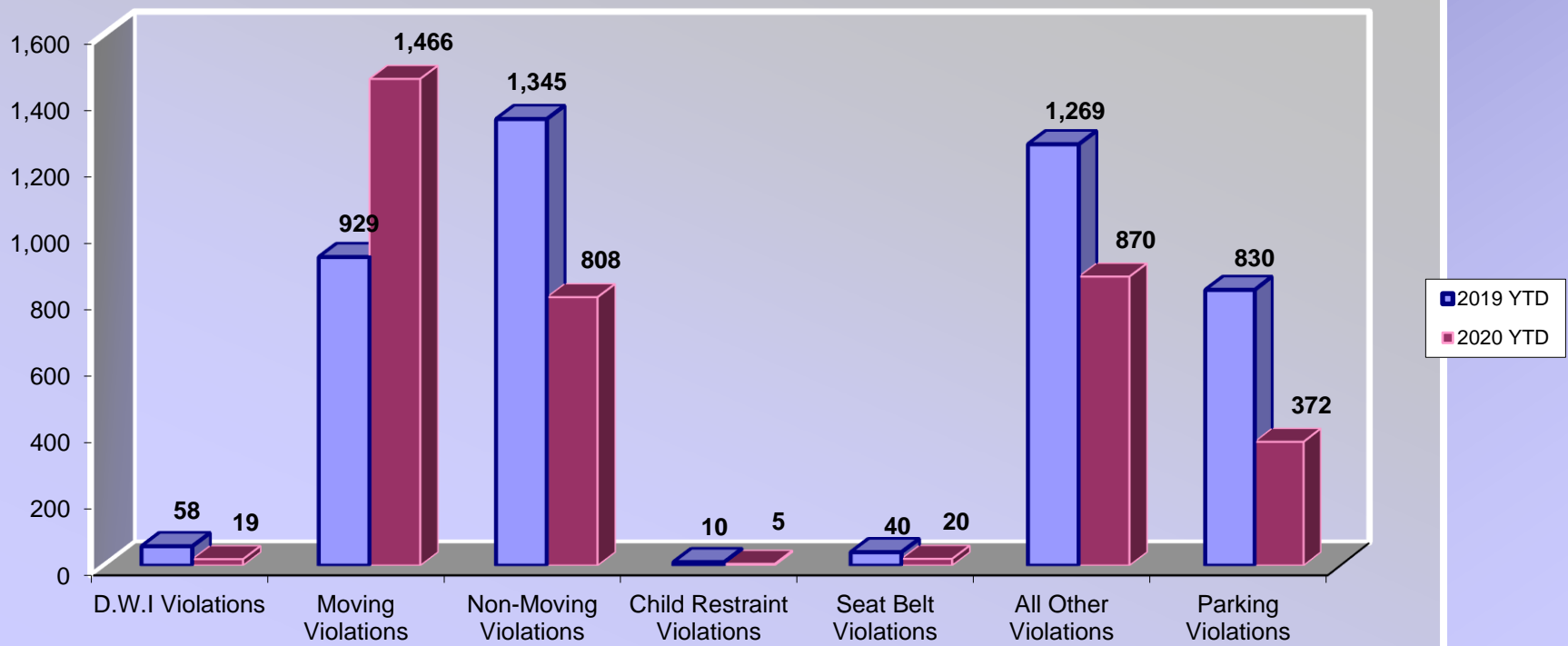
BURGLARIES 2019 - 2020 Year to Date



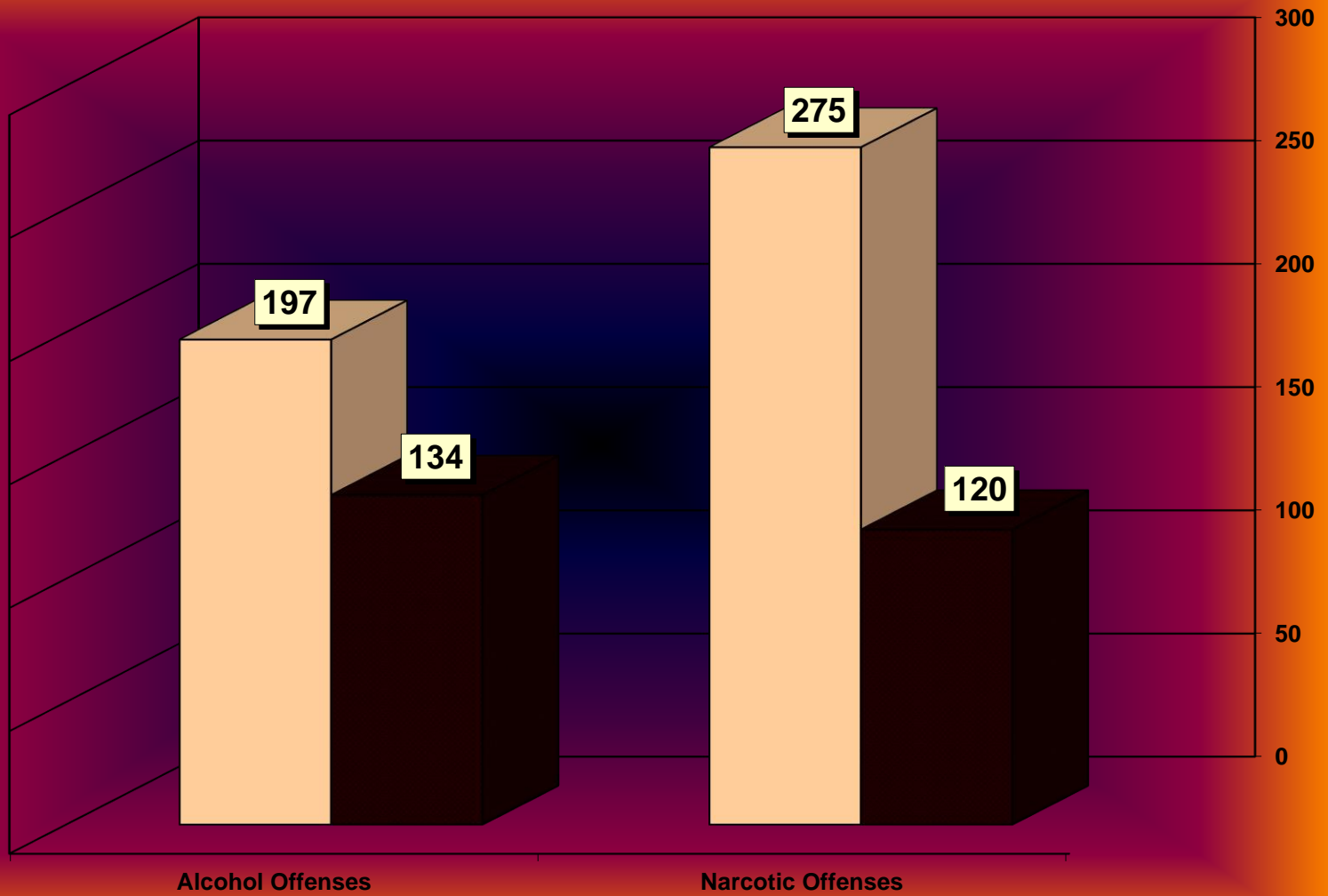
SERVICE & NON-SERVICE REQUESTS 2019 - 2020



TRAFFIC CITATIONS 2019-2020



NARCOTIC / ALCOHOL OFFENSES 2019 - 2020



■ 2020 YTD
□ 2019 YTD

Department Actions

