

MANTECA POLICE DEPARTMENT
MONTHLY CRIME STATISTICS REPORT
SEPTEMBER 2020

Part One Crime Offenses	Current Month	This Month Last Year	% Change Month/Month 2020- 2019	2020 Cleared Offenses YTD	2020 Clearance RATE YTD	2020 Offenses YTD	2019 Offenses YTD	% Change YTD/YTD 2020 - 2019	2019 Cleared Offenses YTD	2019 Clearance RATE YTD
Homicide	0	0	N/C	1	50%	2	3	-33.33%	2	67%
Rape/Unlawful Interc	1	4	-75.00%	10	67%	15	24	-37.50%	14	58%
Robbery	4	8	-50.00%	28	57%	49	56	-12.50%	20	36%
Aggravated Assault	15	14	7.14%	59	68%	87	75	16.00%	43	57%
Commercial Burglary	2	12	-83.33%	11	17%	66	75	-12.00%	17	23%
Residential Burglary	6	3	100.00%	11	18%	60	80	-25.00%	10	13%
Other Burglary	0	0	N/C	3	18%	17	18	-5.56%	1	6%
Auto Burglary	7	44	-84.09%	10	6%	175	354	-50.56%	6	2%
Grand Theft	19	16	18.75%	21	14%	147	149	-1.34%	23	15%
Vehicle Theft	17	23	-26.09%	41	21%	193	231	-16.45%	48	21%
Arson	3	1	200.00%	2	9%	22	13	69.23%	3	23%
All Other Felonies	37	31	19.35%	225	72%	313	491	-36.25%	389	79%
Total Felonies	111	156	-28.85%	422	37%	1146	1569	-26.96%	576	37%
Total Burglaries	15	59	-74.58%	35	11%	318	527	-39.66%	34	6%
Misdemeanor Offenses	Current Month	This Month Last Year	% Change Month/Month 2020 - 2019	2020 Cleared Offenses YTD	2020 Clearance RATE YTD	2020 Offenses YTD	2019 Offenses YTD	% Change YTD/YTD 2020 - 2019	2019 Cleared Offenses YTD	2019 Clearance RATE YTD
Misdemeanor Thefts	62	72	-13.89%	108	20%	542	607	-10.71%		0%
All Other Misdemeanors	188	185	1.62%	1012	69%	1477	1844	-19.90%		0%
Total Misdemeanors	250	257	-2.72%	1120	55%	2019	2451	-17.63%	0	0%
Miscellaneous Offenses	Current Month	This Month Last Year	% Change Month/Month 2020 - 2019	2020 Cleared Offenses YTD	2020 Clearance RATE YTD	2020 Offenses YTD	2019 Offenses YTD	% Change YTD/YTD 2020 - 2019	2019 Cleared Offenses YTD	2019 Clearance RATE YTD
Total Narcotic Offenses	12	13	-7.69%	123	93%	132	288	-54.17%	286	99%
Total Alcohol Offenses	18	13	38.46%	148	97%	152	210	-27.62%	210	100%
Total Domestic Violence	28	20	40.00%	181	86%	211	265	-20.38%	250	94%
Total Fraud/Forgery	18	26	-30.77%	19	10%	195	256	-23.83%	35	14%
Total Vehicle Abatements	0	0	N/C	1	N.C	0	0	N/C	0	N/C
	76	72	5.56%	472	68%	690	1019	-32.29%	781	77%
*N.C. - not calculable	*N/C - no change									
Chief _____										
						0				

MANTECA POLICE DEPARTMENT
MONTHLY CRIME STATISTICS REPORT
SEPTEMBER 2020

Non-Criminal Reports & Services	Current Month	2020 YTD	2019 YTD	% Change YTD/YTD 2020 - 2019
Non-Criminal Reports	119	1171	1753	-33.20%
Service Requests	3746	33325	39364	-15.34%
Written Reports	463	4240	5665	-25.15%
Criminal Complaint Requests	180	1444	1810	-20.22%
Warrants Served	35	490	1264	-61.23%

Property Value	Current Month	2020 YTD	2019 YTD	% Change YTD/YTD 2020 - 2019
Property Stolen	\$276,466.00	\$3,760,930.00	\$3,376,191.00	11.40%
Property Recovered	\$208,828.00	\$1,891,553.00	\$1,280,639.00	47.70%
% Property Value Recovered	75.53%	50.29%	37.93%	32.59%

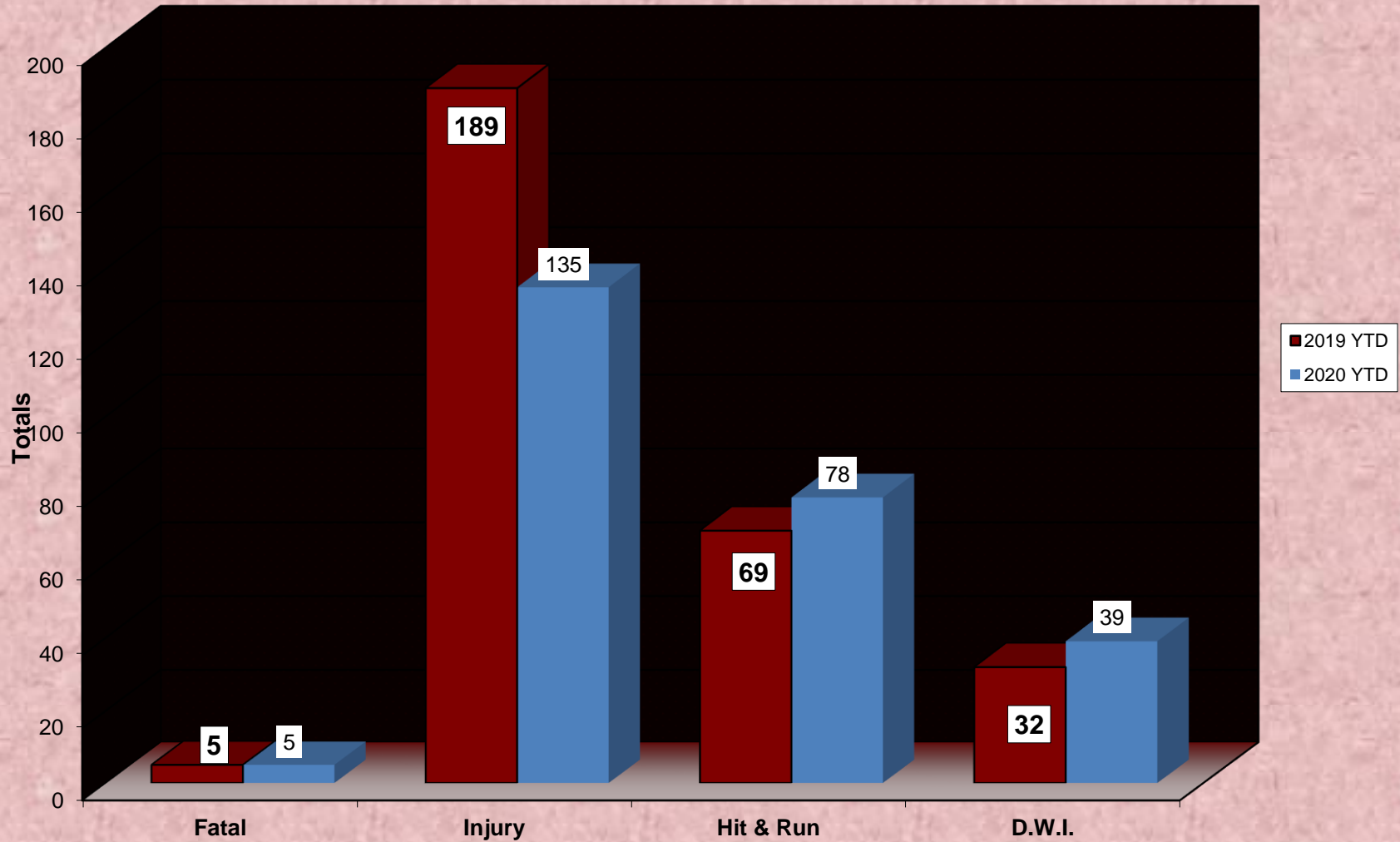
Accidents	Current Month	2020 YTD	2019 YTD	% Change YTD/YTD 2019 - 2018
Total Accidents	79	666	764	-12.83%
Property Damage Only	58	526	572	-8.04%
Fatal	0	5	5	0.00%
Injury	21	135	189	-28.57%
Hit & Run	9	78	69	13.04%
D.W.I.	6	39	32	21.88%

Arrests	Current Month	2020 YTD	2019 YTD	% Change YTD/YTD 2020 - 2019
Adult Arrests	126	1148	1960	-41.43%
Juvenile Arrests	0	33	41	-19.51%
Total Arrests	126	1181	2001	-40.98%

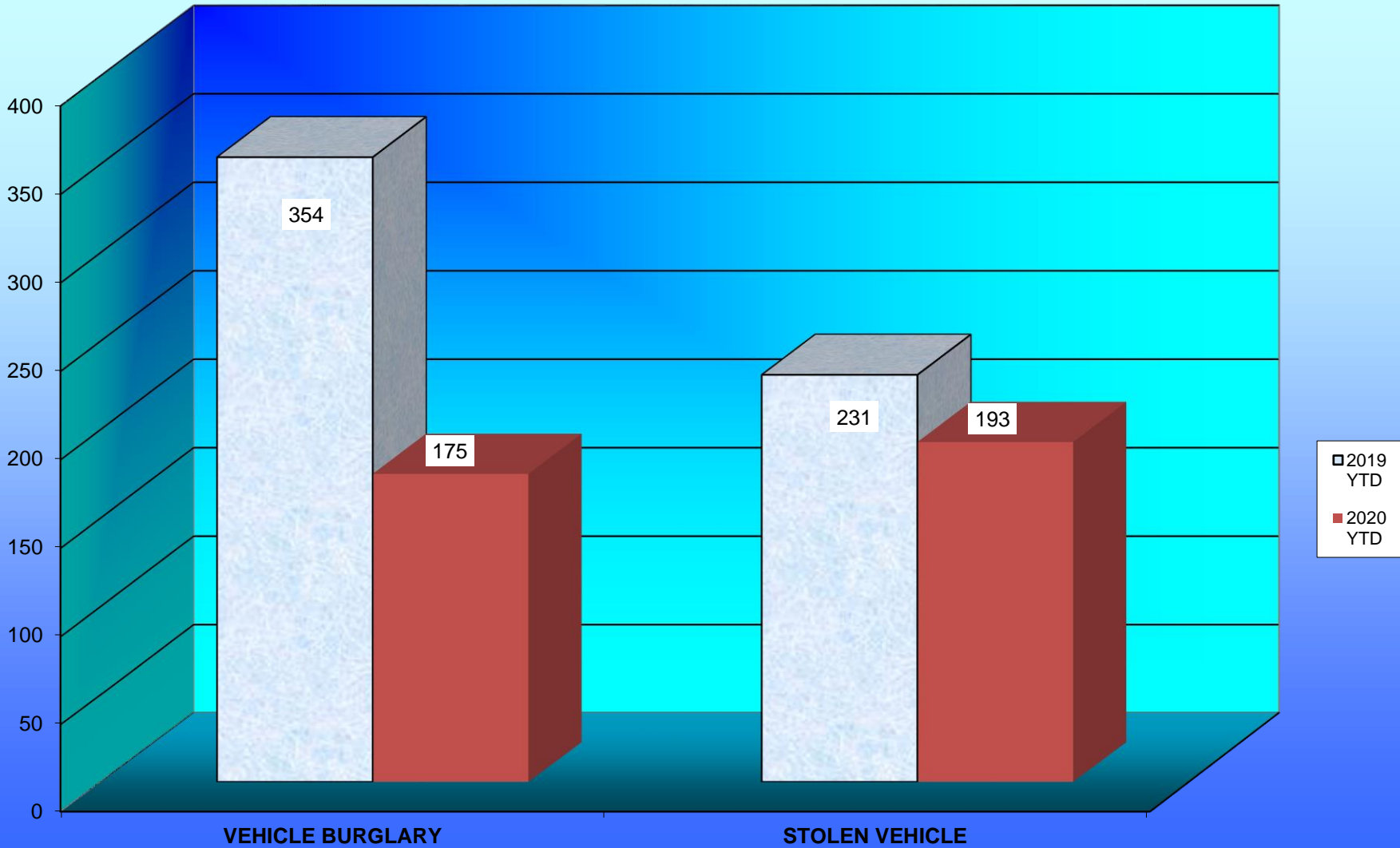
Citations	Current Month	2020 YTD	2019 YTD	% Change YTD/YTD 2019 - 2018
Total Citation Violations	645	3,821	4,060	-5.89%
D.W.I Violations	3	22	65	-66.15%
Moving Violations	337	1,803	1,000	80.30%
Non-Moving Violations	106	914	1,448	-36.88%
Child Restraint Violations	2	7	10	-30.00%
Seat Belt Violations	4	24	41	-41.46%
All Other Violations	119	989	1,354	-26.96%
Parking Violations	61	433	901	-51.94%

Department Actions	Current Month	2020 YTD	2019 YTD	% Change YTD/YTD 2020 - 2019
Pursuits	2	26	16	62.50%
Use of Force	3	13	25	-48.00%

ACCIDENT COMPARISON 2019 - 2020 Year to Date

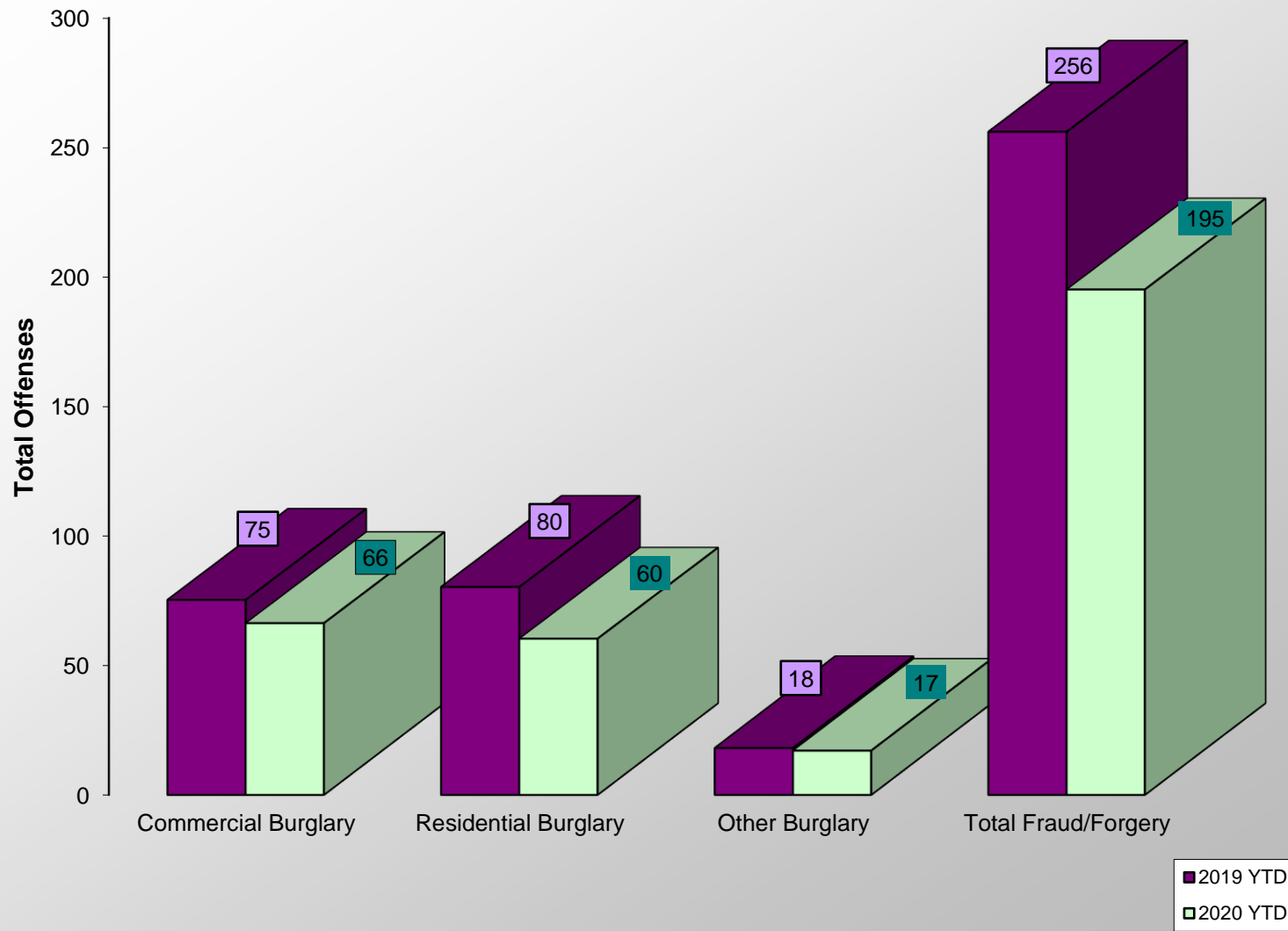


VEHICLE THEFTS

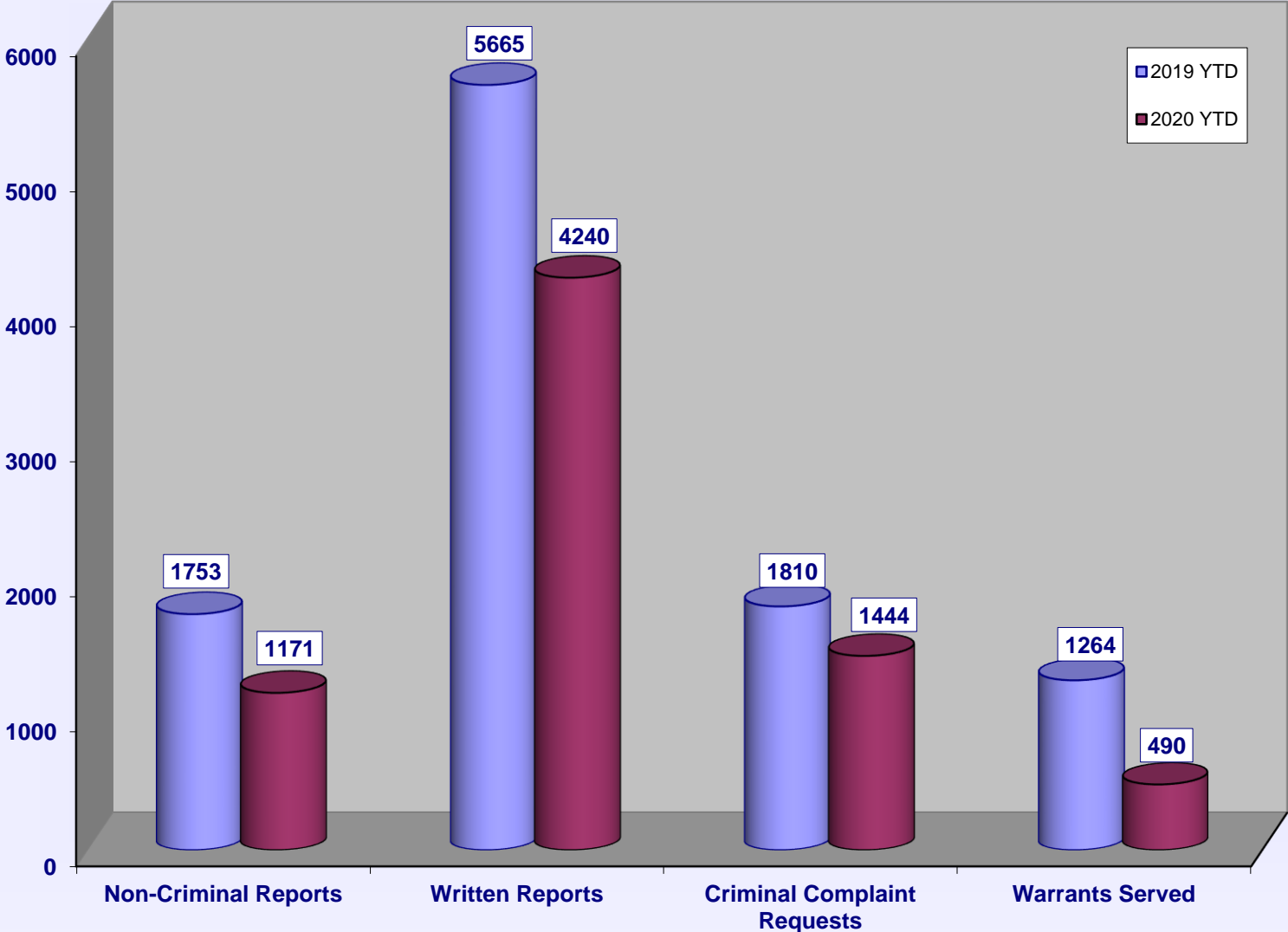


2019 YTD
2020 YTD

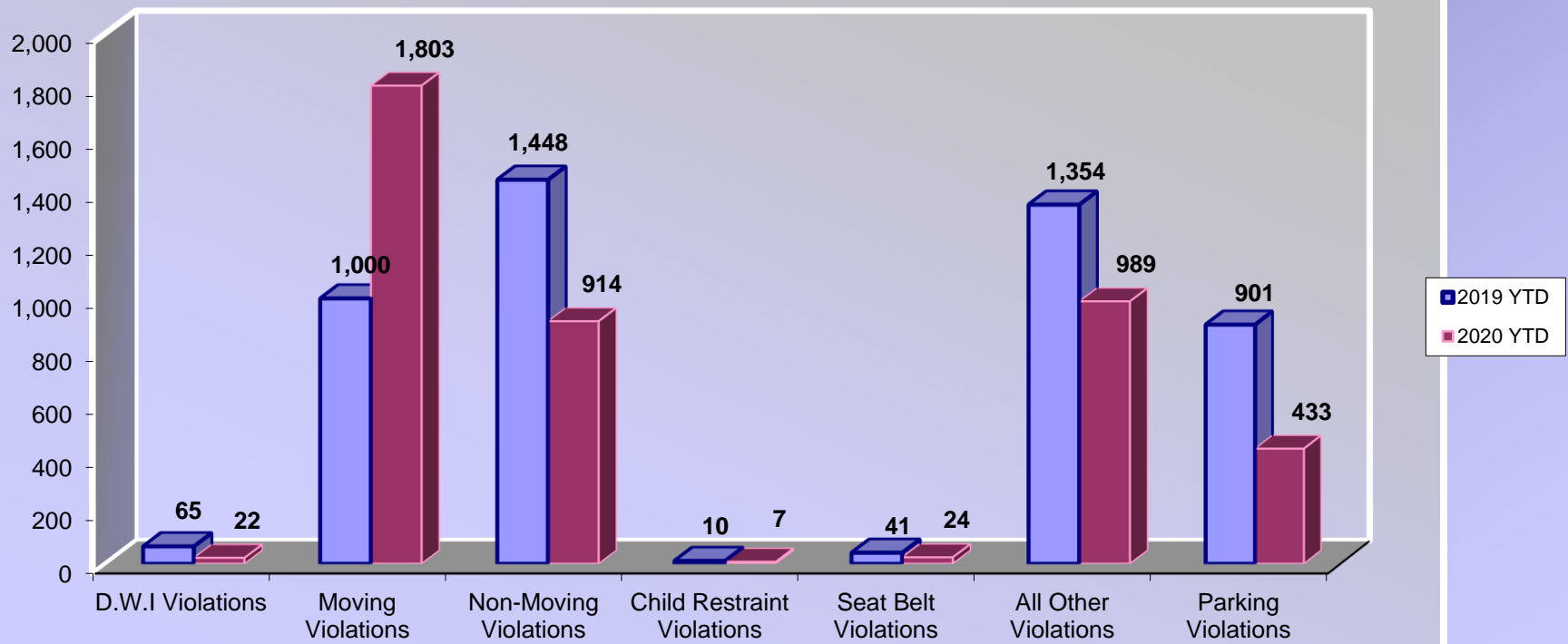
BURGLARIES 2019 - 2020 Year to Date



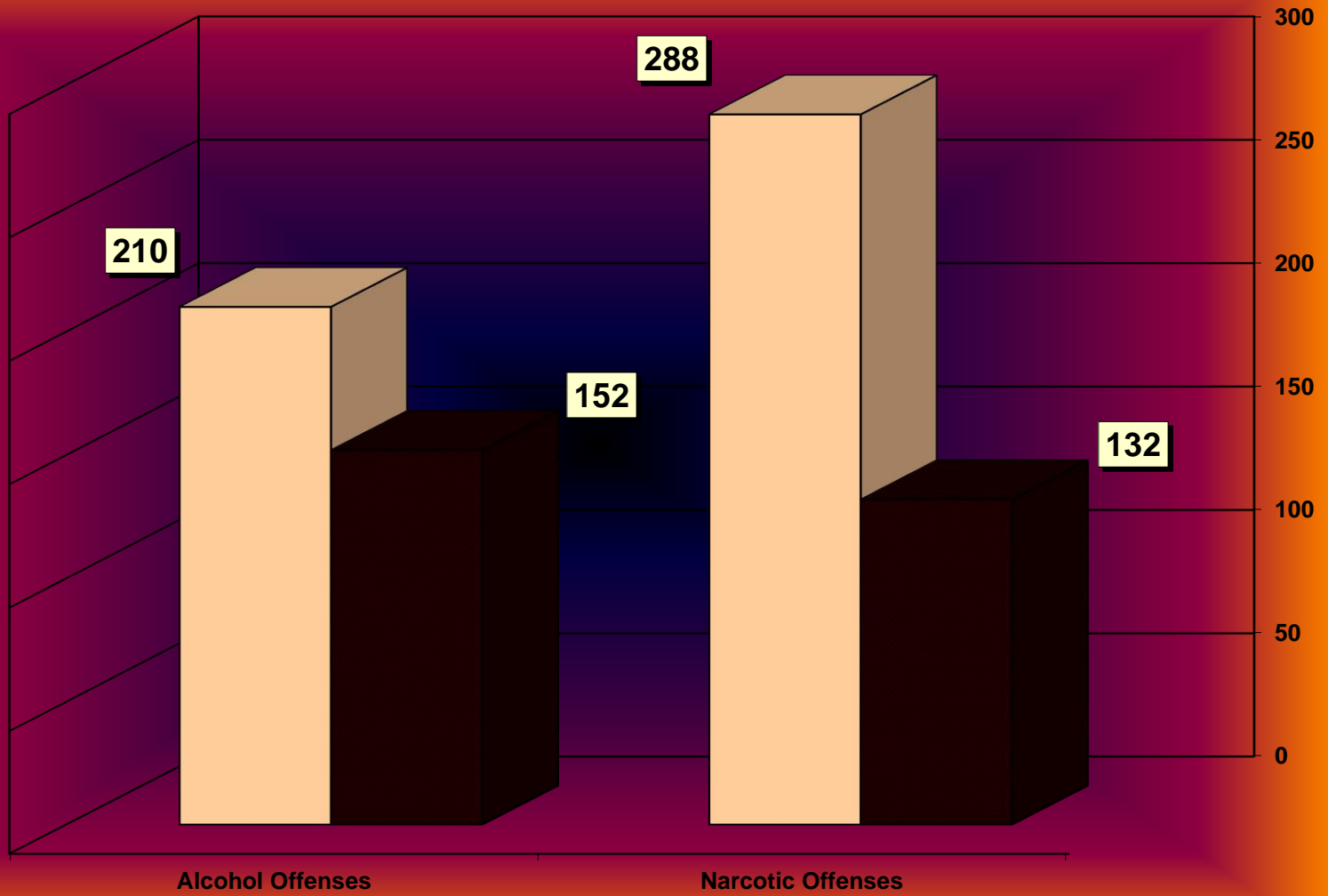
SERVICE & NON-SERVICE REQUESTS 2019 - 2020



TRAFFIC CITATIONS 2019-2020



NARCOTIC / ALCOHOL OFFENSES 2019 - 2020



■ 2020 YTD
□ 2019 YTD

Department Actions

