

MANTECA POLICE DEPARTMENT
MONTHLY CRIME STATISTICS REPORT
October 2020

Part One Crime Offenses	Current Month	This Month Last Year	% Change Month/Month 2020- 2019	2020 Cleared Offenses YTD	2020 Clearance RATE YTD	2020 Offenses YTD	2019 Offenses YTD	% Change YTD/YTD 2020 - 2019	2019 Cleared Offenses YTD	2019 Clearance RATE YTD
Homicide	0	0	N/C	0	0%	2	3	-33.33%	2	67%
Rape/Unlawful Interc	1	2	-50.00%	0	0%	16	26	-38.46%	14	54%
Robbery	3	4	-25.00%	5	10%	52	60	-13.33%	23	38%
Aggravated Assault	8	6	33.33%	4	4%	95	81	17.28%	47	58%
Commercial Burglary	6	14	-57.14%	7	10%	72	89	-19.10%	18	20%
Residential Burglary	3	13	-76.92%	0	0%	63	93	-32.26%	11	12%
Other Burglary	4	1	300.00%	0	0%	21	19	10.53%	2	11%
Auto Burglary	12	45	-73.33%	0	0%	187	399	-53.13%	6	2%
Grand Theft	12	12	0.00%	2	1%	159	161	-1.24%	26	16%
Vehicle Theft	12	18	-33.33%	3	1%	205	249	-17.67%	52	21%
Arson	1	1	0.00%	0	0%	23	14	64.29%	4	29%
All Other Felonies	40	48	-16.67%	28	8%	353	539	-34.51%	425	79%
Total Felonies	102	164	-37.80%	49	4%	1248	1733	-27.99%	630	36%
Total Burglaries	25	73	-65.75%	7	2%	343	600	-42.83%	37	6%
Misdemeanor Offenses	Current Month	This Month Last Year	% Change Month/Month 2020 - 2019	2020 Cleared Offenses YTD	2020 Clearance RATE YTD	2020 Offenses YTD	2019 Offenses YTD	% Change YTD/YTD 2020 - 2019	2019 Cleared Offenses YTD	2019 Clearance RATE YTD
Misdemeanor Thefts	51	77	-33.77%	6	1%	593	684	-13.30%	126	18%
All Other Misdemeanors	179	182	-1.65%	117	7%	1656	2026	-18.26%	1492	74%
Total Misdemeanors	230	259	-11.20%	123	5%	2249	2710	-17.01%	1618	60%
Miscellaneous Offenses	Current Month	This Month Last Year	% Change Month/Month 2020 - 2019	2020 Cleared Offenses YTD	2020 Clearance RATE YTD	2020 Offenses YTD	2019 Offenses YTD	% Change YTD/YTD 2020 - 2019	2019 Cleared Offenses YTD	2019 Clearance RATE YTD
Total Narcotic Offenses	18	22	-18.18%	16	11%	150	310	-51.61%	307	99%
Total Alcohol Offenses	20	9	122.22%	21	12%	172	219	-21.46%	219	100%
Total Domestic Violence	34	28	21.43%	21	9%	245	293	-16.38%	274	94%
Total Fraud/Forgery	17	29	-41.38%	0	0%	212	285	-25.61%	41	14%
Total Vehicle Abatements	0	0	N/C	0	N/C	0	0	N/C	0	N/C
	89	88	1.14%	58	7%	779	1107	-29.63%	841	76%
*N.C. - not calculable	*N/C - no change									
Chief _____										
						0				

MANTECA POLICE DEPARTMENT
MONTHLY CRIME STATISTICS REPORT
October 2020

Non-Criminal Reports & Services	Current Month	2020 YTD	2019 YTD	% Change YTD/YTD 2020 - 2019
Non-Criminal Reports	152	1323	1929	-31.42%
Service Requests	4020	37345	43789	-14.72%
Written Reports	474	4714	6239	-24.44%
Criminal Complaint Requests	153	1597	1961	-18.56%
Warrants Served	61	551	1351	-59.22%

Property Value	Current Month	2020 YTD	2019 YTD	% Change YTD/YTD 2020 - 2019
Property Stolen	\$255,175.00	\$4,016,105.00	\$3,803,457.00	5.59%
Property Recovered	\$104,368.00	\$1,995,921.00	\$1,534,173.00	30.10%
% Property Value Recovered	40.90%	49.70%	40.34%	23.21%

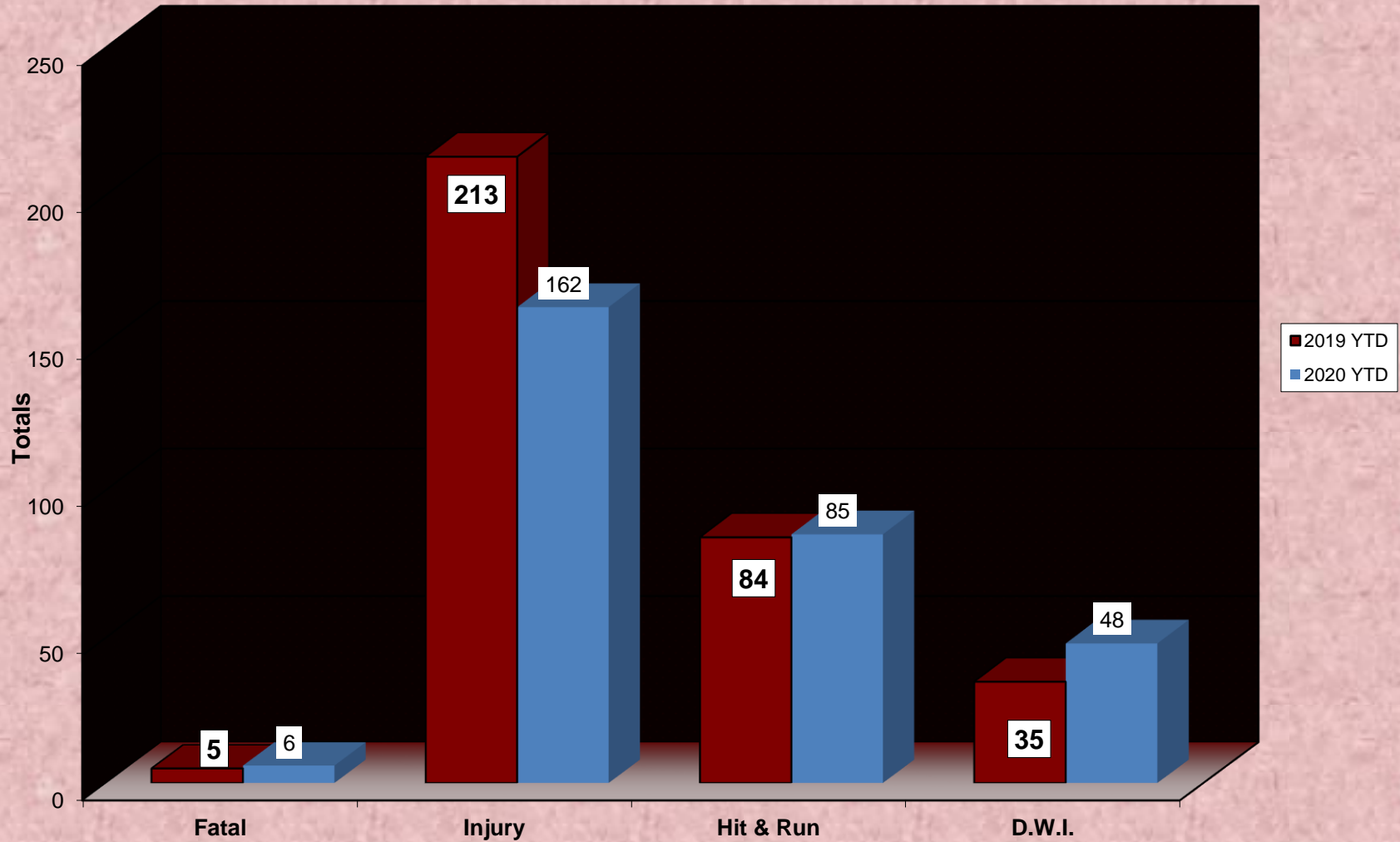
Accidents	Current Month	2020 YTD	2019 YTD	% Change YTD/YTD 2019 - 2018
Total Accidents	101	767	867	-11.53%
Property Damage Only	73	599	649	-7.70%
Fatal	1	6	5	20.00%
Injury	27	162	213	-23.94%
Hit & Run	7	85	84	1.19%
D.W.I.	9	48	35	37.14%

Arrests	Current Month	2020 YTD	2019 YTD	% Change YTD/YTD 2020 - 2019
Adult Arrests	125	1273	2102	-39.44%
Juvenile Arrests	3	36	50	-28.00%
Total Arrests	128	1309	2152	-39.17%

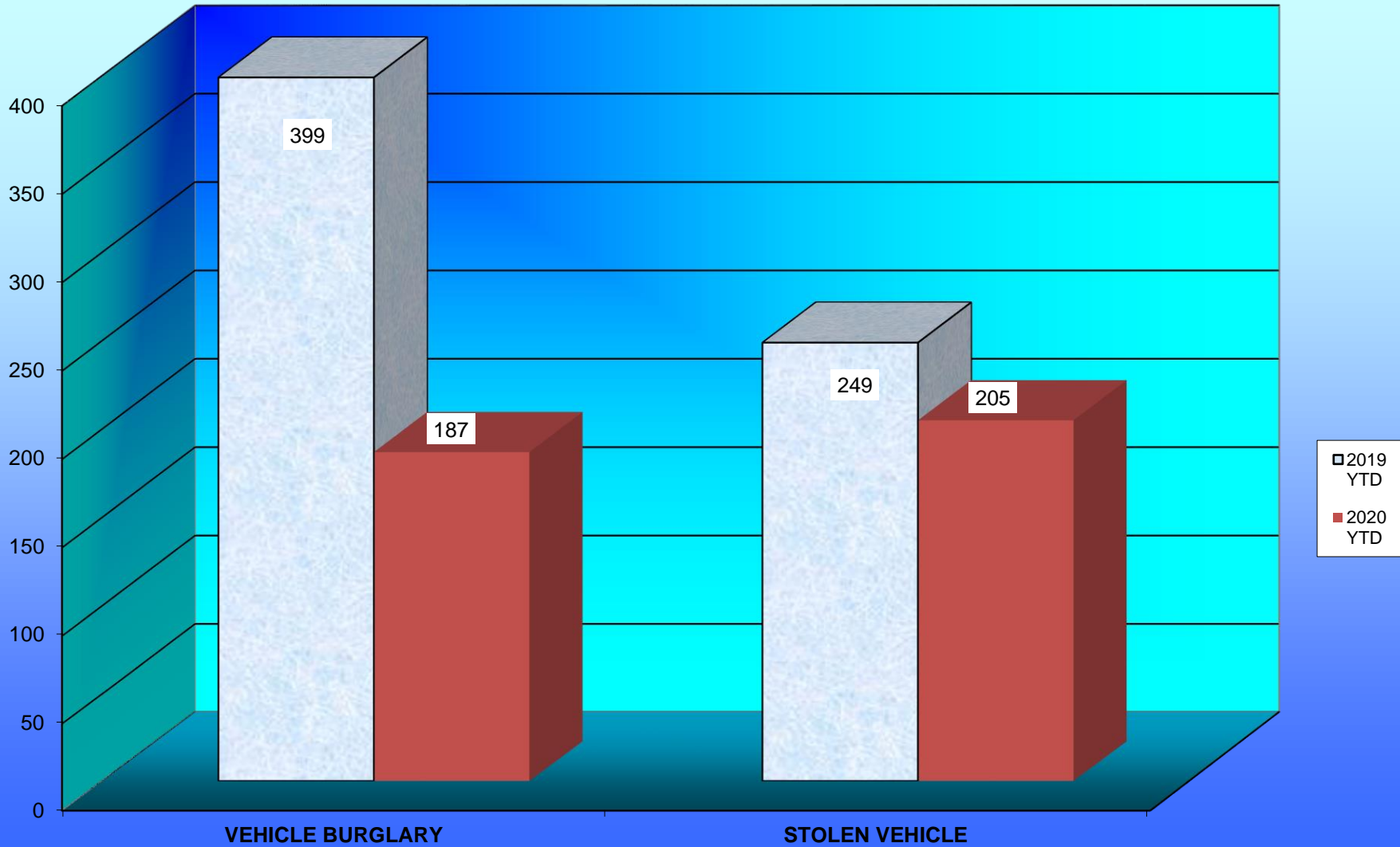
Citations	Current Month	2020 YTD	2019 YTD	% Change YTD/YTD 2019 - 2018
Total Citation Violations	346	4,167	4,556	-8.54%
D.W.I Violations	6	28	68	-58.82%
Moving Violations	145	1,948	1,260	54.60%
Non-Moving Violations	101	1,015	1,570	-35.35%
Child Restraint Violations	1	8	12	-33.33%
Seat Belt Violations	2	26	46	-43.48%
All Other Violations	89	1,078	1,465	-26.42%
Parking Violations	64	497	967	-48.60%

Department Actions	Current Month	2020 YTD	2019 YTD	% Change YTD/YTD 2020 - 2019
Pursuits	3	29	19	52.63%
Use of Force	0	13	30	-56.67%

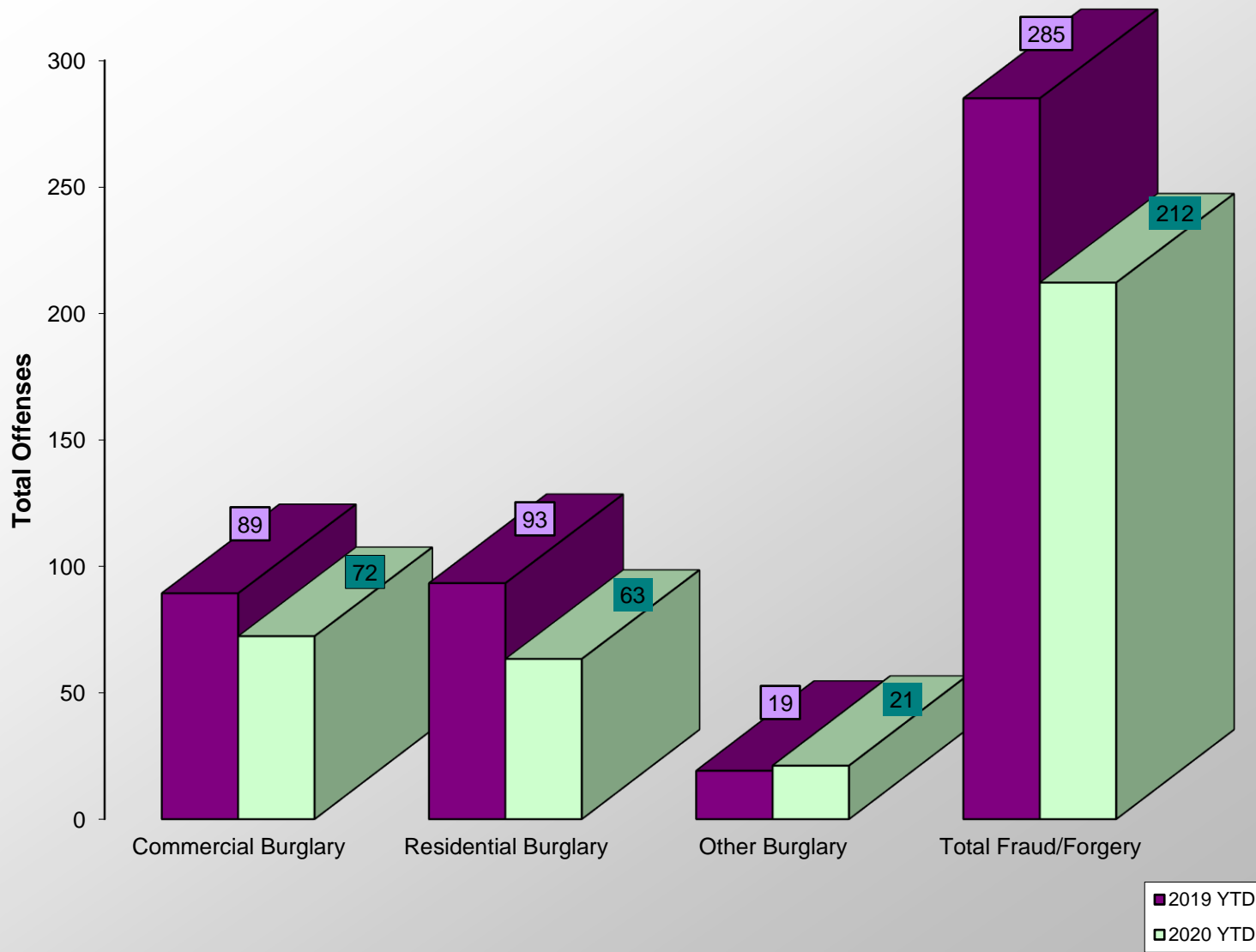
ACCIDENT COMPARISON 2019 - 2020 Year to Date



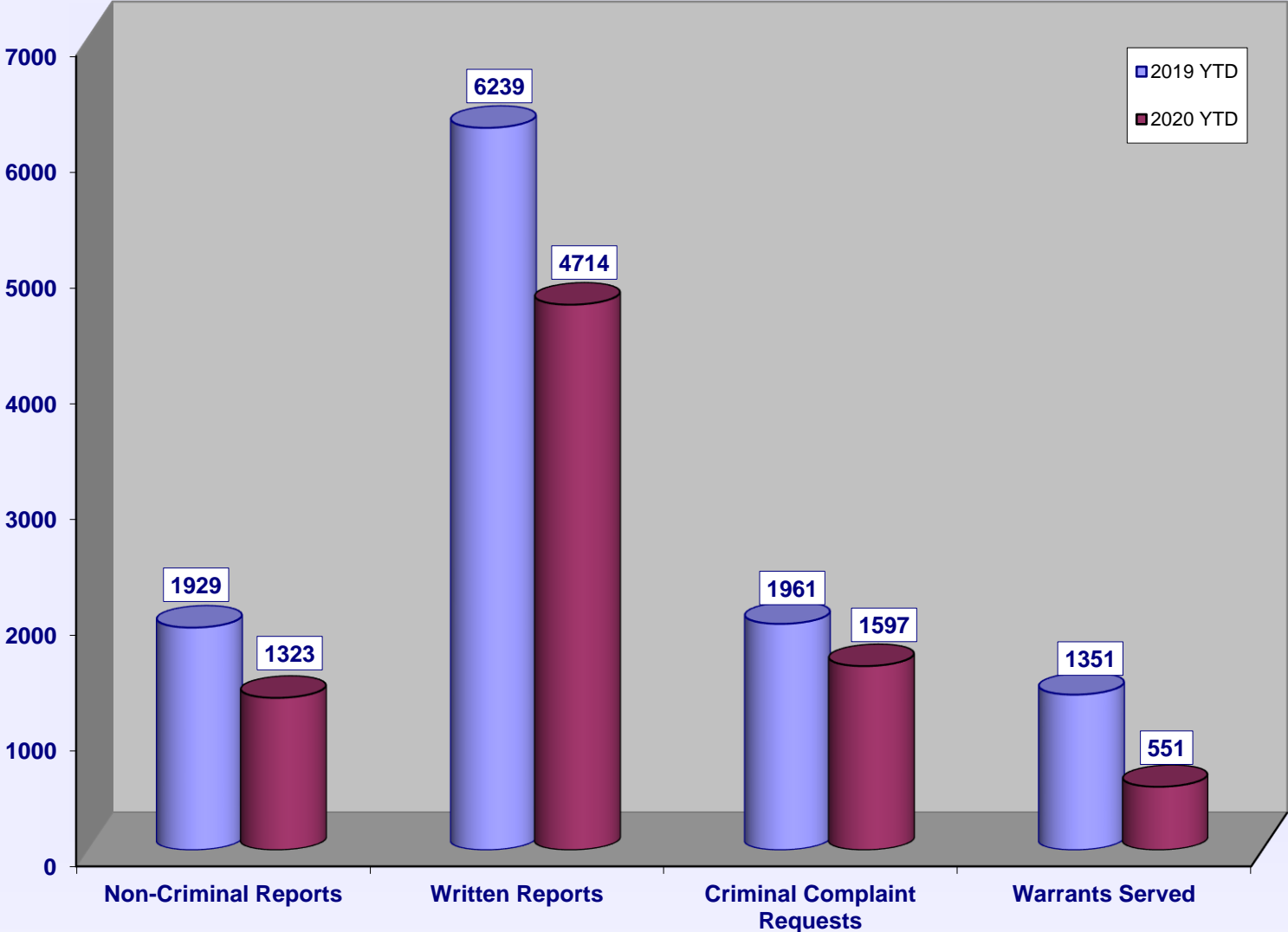
VEHICLE THEFTS



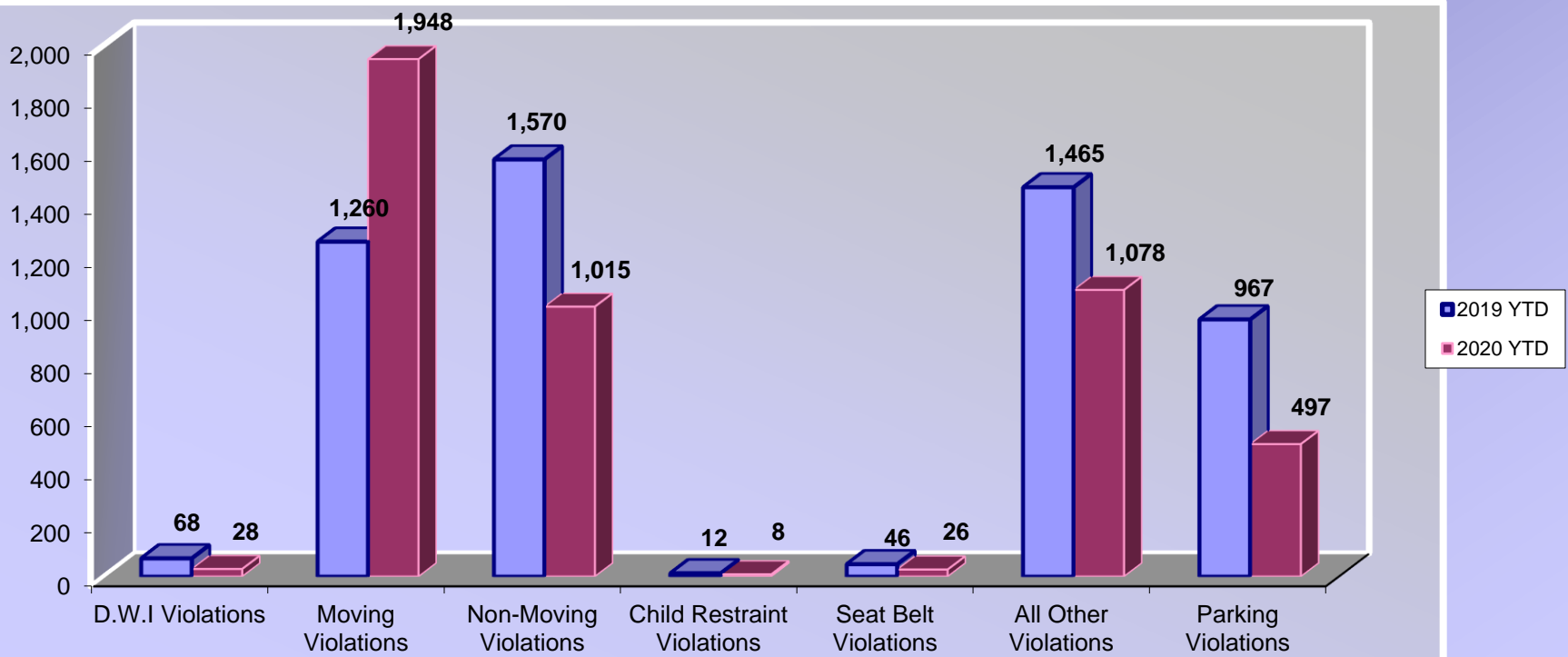
BURGLARIES 2019 - 2020 Year to Date



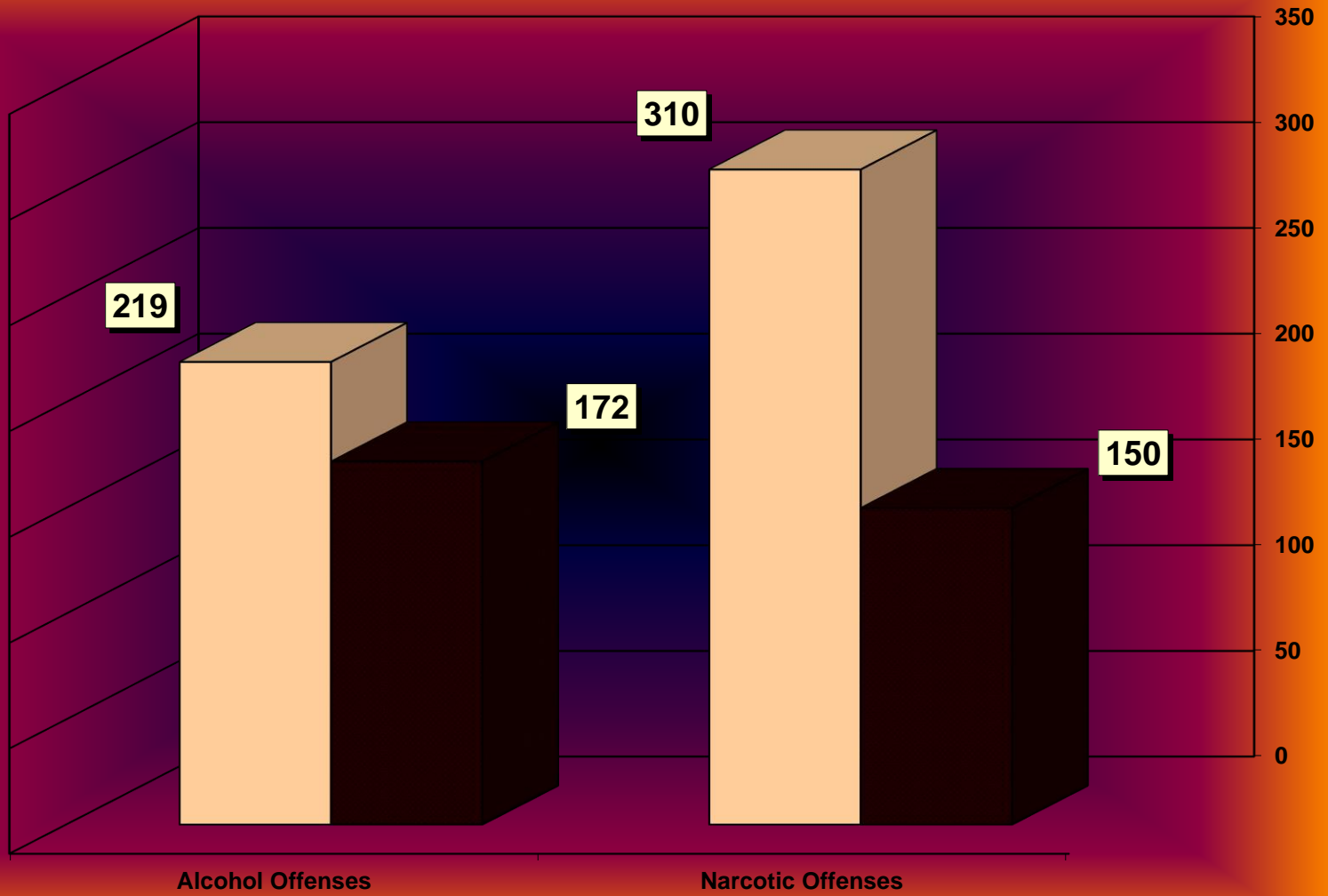
SERVICE & NON-SERVICE REQUESTS 2019 - 2020



TRAFFIC CITATIONS 2019-2020



NARCOTIC / ALCOHOL OFFENSES 2019 - 2020



■ 2020 YTD
□ 2019 YTD

Department Actions

