

MANTECA POLICE DEPARTMENT
MONTHLY CRIME STATISTICS REPORT
NOVEMBER 2020

Part One Crime Offenses	Current Month	This Month Last Year	% Change Month/Month 2020- 2019	2020 Cleared Offenses YTD	2020 Clearance RATE YTD	2020 Offenses YTD	2019 Offenses YTD	% Change YTD/YTD 2020 - 2019	2019 Cleared Offenses YTD	2019 Clearance RATE YTD
Homicide	0	0	N/C	1	50%	2	3	-33.33%	2	67%
Rape/Unlawful Interc	2	1	100.00%	11	61%	18	27	-33.33%	17	63%
Robbery	10	0	N.C.	37	60%	62	60	3.33%	23	38%
Aggravated Assault	12	2	500.00%	65	61%	107	83	28.92%	48	58%
Commercial Burglary	2	8	-75.00%	19	26%	74	97	-23.71%	19	20%
Residential Burglary	5	6	-16.67%	12	18%	68	99	-31.31%	12	12%
Other Burglary	3	3	0.00%	3	13%	24	22	9.09%	3	14%
Auto Burglary	14	38	-63.16%	11	5%	201	437	-54.00%	6	1%
Grand Theft	21	19	10.53%	29	16%	180	180	0.00%	30	17%
Vehicle Theft	23	16	43.75%	49	21%	228	265	-13.96%	55	21%
Arson	0	2	-100.00%	2	9%	23	16	43.75%	4	25%
All Other Felonies	42	32	31.25%	289	73%	395	571	-30.82%	451	79%
Total Felonies	134	127	5.51%	528	38%	1382	1860	-25.70%	670	36%
Total Burglaries	24	55	-56.36%	45	12%	367	655	-43.97%	40	6%
Misdemeanor Offenses	Current Month	This Month Last Year	% Change Month/Month 2020 - 2019	2020 Cleared Offenses YTD	2020 Clearance RATE YTD	2020 Offenses YTD	2019 Offenses YTD	% Change YTD/YTD 2020 - 2019	2019 Cleared Offenses YTD	2019 Clearance RATE YTD
Misdemeanor Thefts	68	72	-5.56%	128	19%	661	756	-12.57%	138	18%
All Other Misdemeanors	147	157	-6.37%	1227	68%	1803	2183	-17.41%	1591	73%
Total Misdemeanors	215	229	-6.11%	1355	55%	2464	2939	-16.16%	1729	59%
Miscellaneous Offenses	Current Month	This Month Last Year	% Change Month/Month 2020 - 2019	2020 Cleared Offenses YTD	2020 Clearance RATE YTD	2020 Offenses YTD	2019 Offenses YTD	% Change YTD/YTD 2020 - 2019	2019 Cleared Offenses YTD	2019 Clearance RATE YTD
Total Narcotic Offenses	17	19	-10.53%	154	92%	167	329	-49.24%	327	99%
Total Alcohol Offenses	23	21	9.52%	192	98%	195	240	-18.75%	240	100%
Total Domestic Violence	21	22	-4.55%	217	82%	266	315	-15.56%	294	93%
Total Fraud/Forgery	18	19	-5.26%	21	9%	230	304	-24.34%	43	14%
Total Vehicle Abatements	0	0	N/C	1	N.C.	0	0	N/C	0	N/C
	79	81	-2.47%	585	68%	858	1188	-27.78%	904	76%
*N.C. - not calculable	*N/C - no change									
Chief _____										
						0				

MANTECA POLICE DEPARTMENT
MONTHLY CRIME STATISTICS REPORT
NOVEMBER 2020

Non-Criminal Reports & Services	Current Month	2020 YTD	2019 YTD	% Change YTD/YTD 2020 - 2019
Non-Criminal Reports	121	1444	2102	-31.30%
Service Requests	3450	40795	47517	-14.15%
Written Reports	454	5168	6750	-23.44%
Criminal Complaint Requests	170	1767	2133	-17.16%
Warrants Served	52	603	1443	-58.21%

Property Value	Current Month	2020 YTD	2019 YTD	% Change YTD/YTD 2020 - 2019
Property Stolen	\$365,229.00	\$4,381,334.00	\$2,229,074.00	96.55%
Property Recovered	\$233,153.00	\$2,229,074.00	\$1,741,945.00	27.96%
% Property Value Recovered	63.84%	50.88%	78.15%	-34.90%

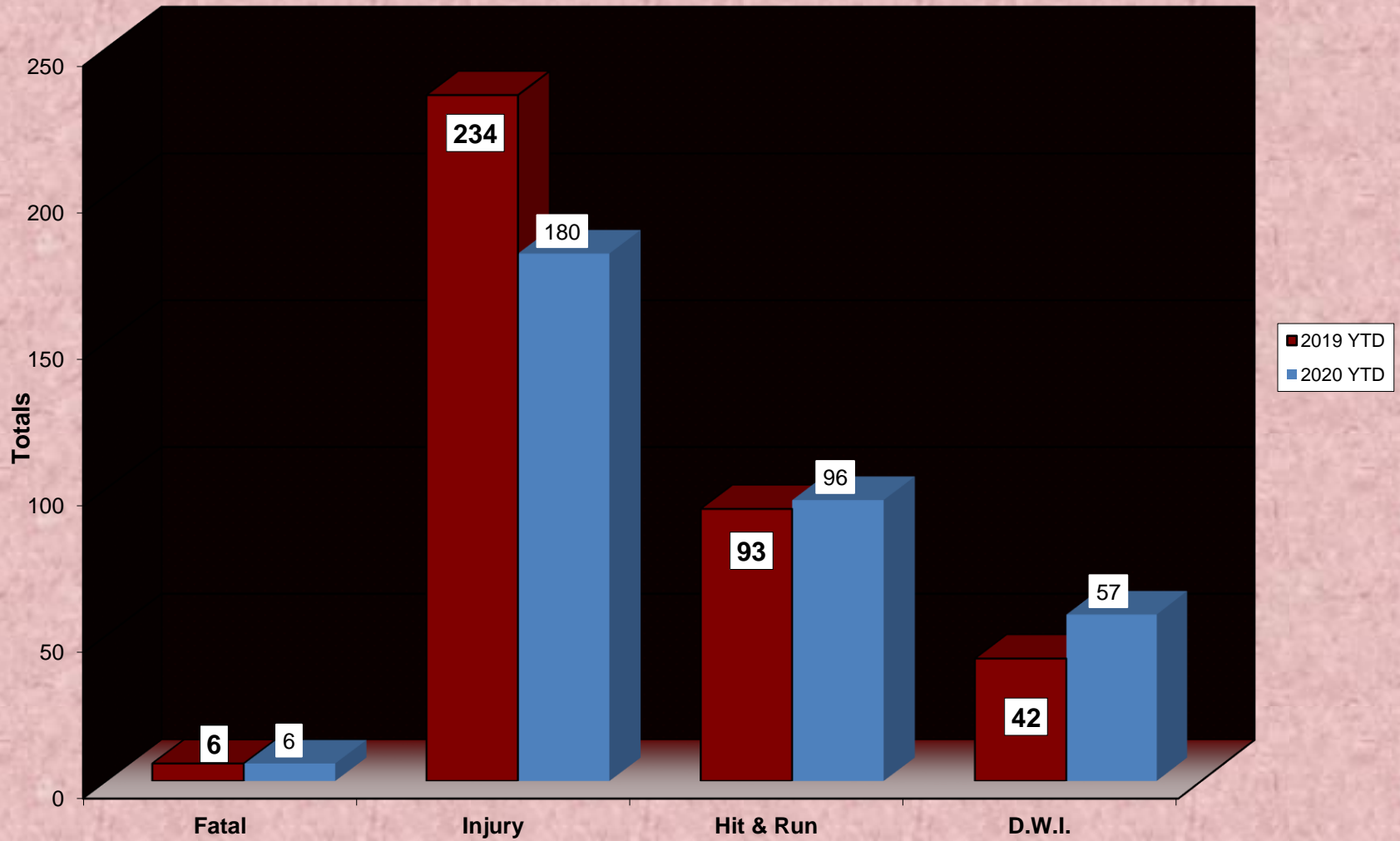
Accidents	Current Month	2020 YTD	2019 YTD	% Change YTD/YTD 2019 - 2018
Total Accidents	100	867	965	-10.16%
Property Damage Only	82	681	725	-6.07%
Fatal	0	6	6	0.00%
Injury	18	180	234	-23.08%
Hit & Run	11	96	93	3.23%
D.W.I.	9	57	42	35.71%

Arrests	Current Month	2020 YTD	2019 YTD	% Change YTD/YTD 2020 - 2019
Adult Arrests	134	1407	2242	-37.24%
Juvenile Arrests	4	40	55	-27.27%
Total Arrests	138	1447	2297	-37.00%

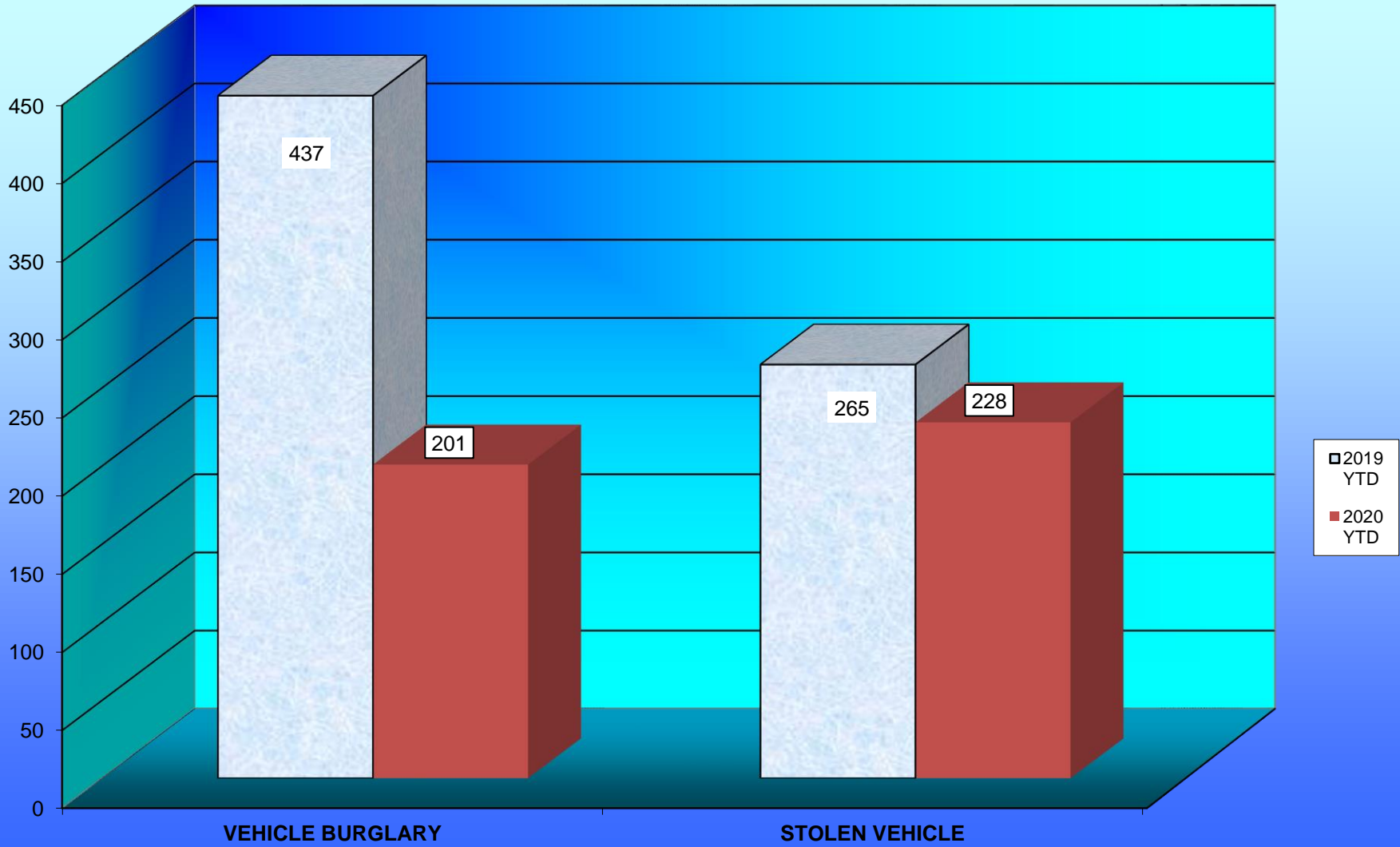
Citations	Current Month	2020 YTD	2019 YTD	% Change YTD/YTD 2019 - 2018
Total Citation Violations	283	4,450	4,809	-7.47%
D.W.I Violations	8	36	72	-50.00%
Moving Violations	158	2,106	1,347	56.35%
Non-Moving Violations	64	1,079	1,672	-35.47%
Child Restraint Violations	4	12	13	-7.69%
Seat Belt Violations	0	26	48	-45.83%
All Other Violations	48	1,126	1,522	-26.02%
Parking Violations	105	602	1,024	-41.21%

Department Actions	Current Month	2020 YTD	2019 YTD	% Change YTD/YTD 2020 - 2019
Pursuits	4	33	24	37.50%
Use of Force	2	15	31	-51.61%

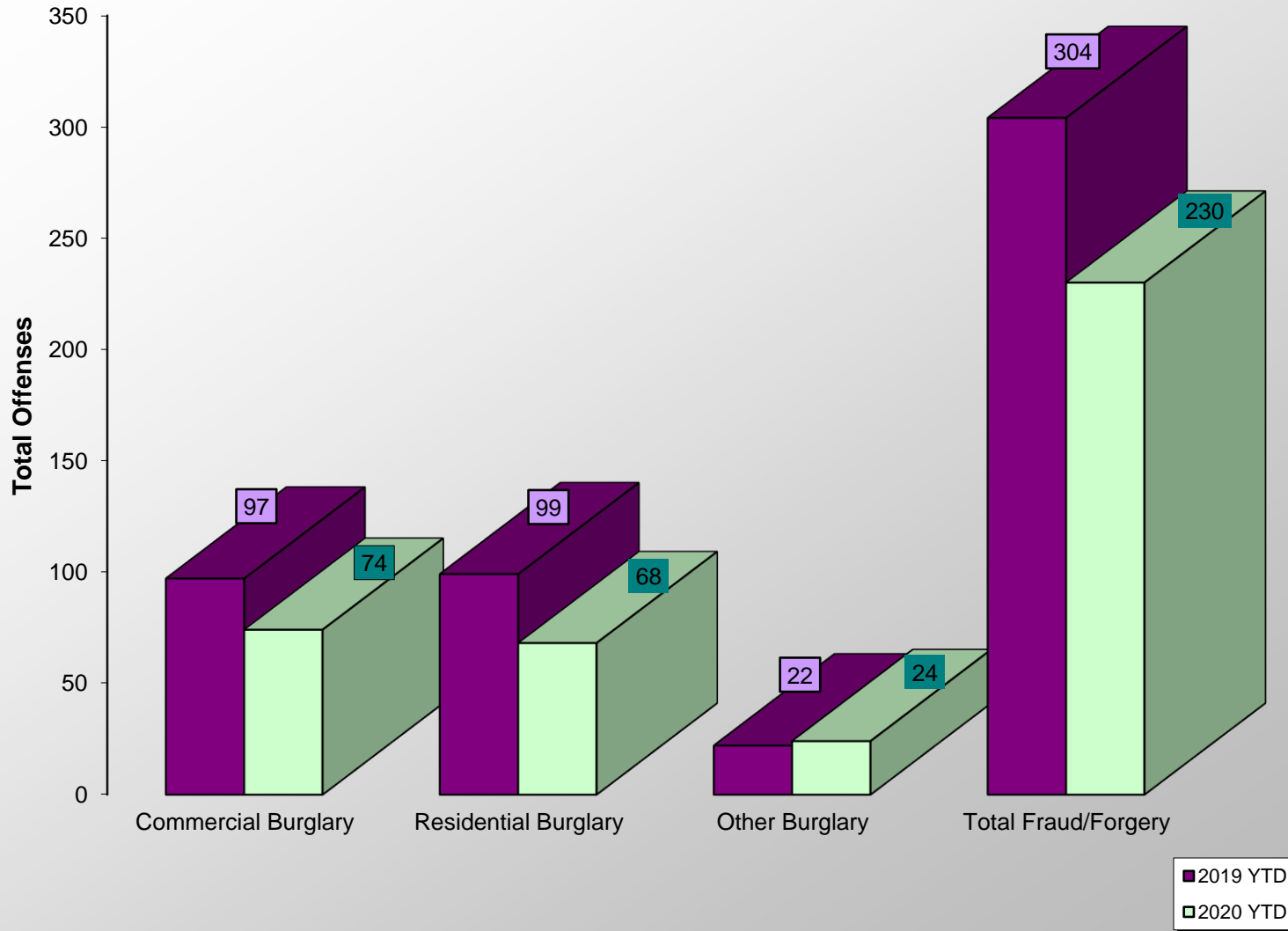
ACCIDENT COMPARISON 2019 - 2020 Year to Date



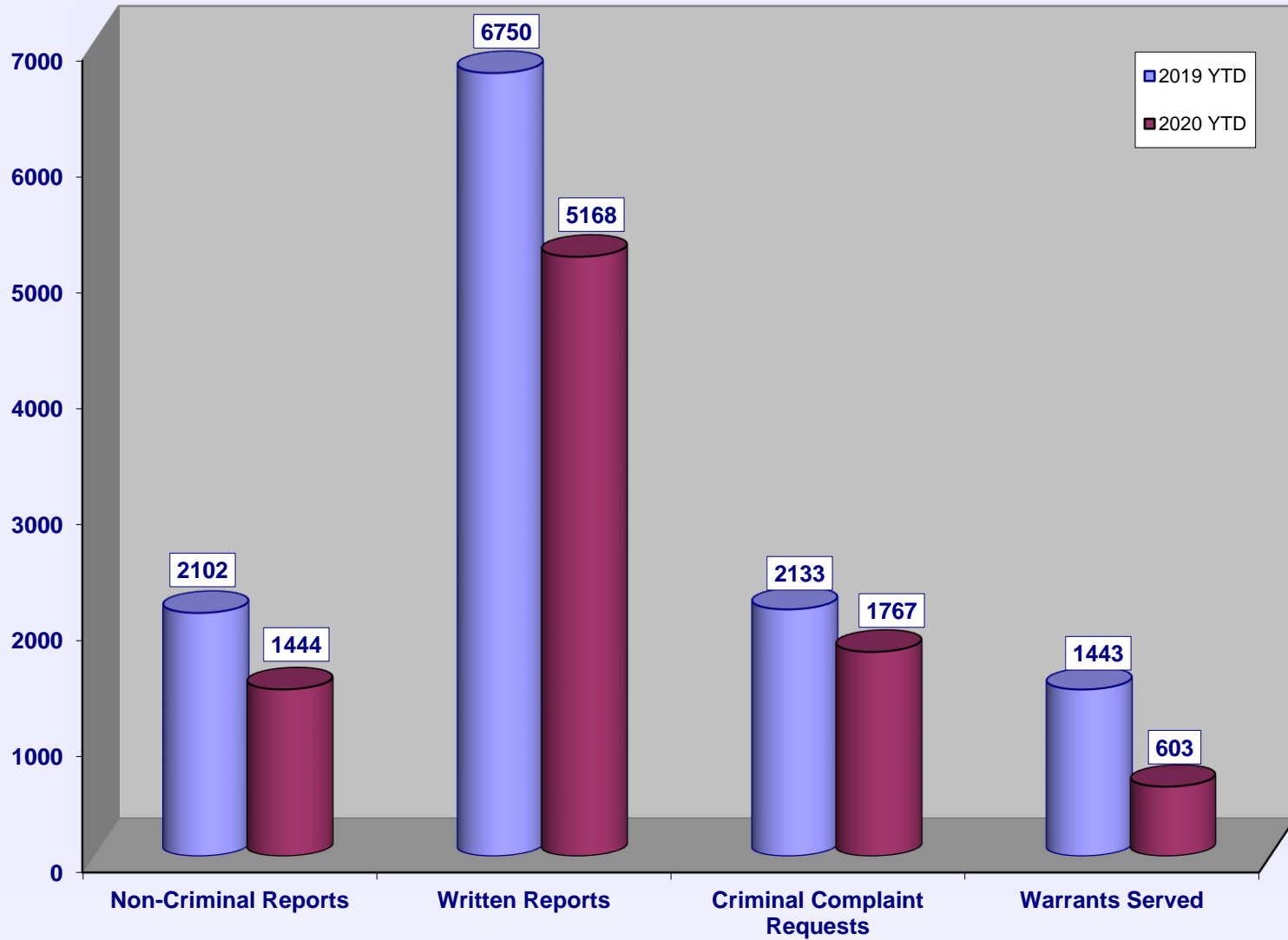
VEHICLE THEFTS



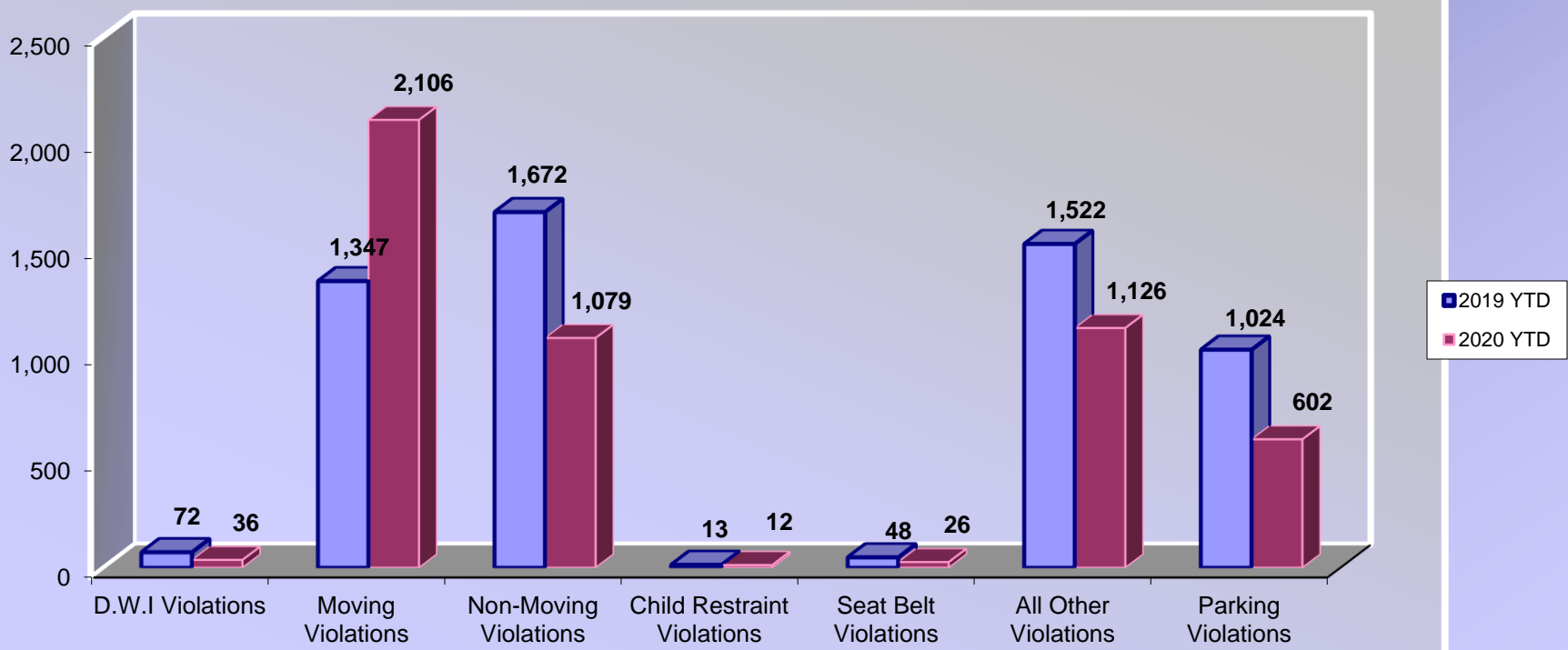
BURGLARIES 2019 - 2020 Year to Date



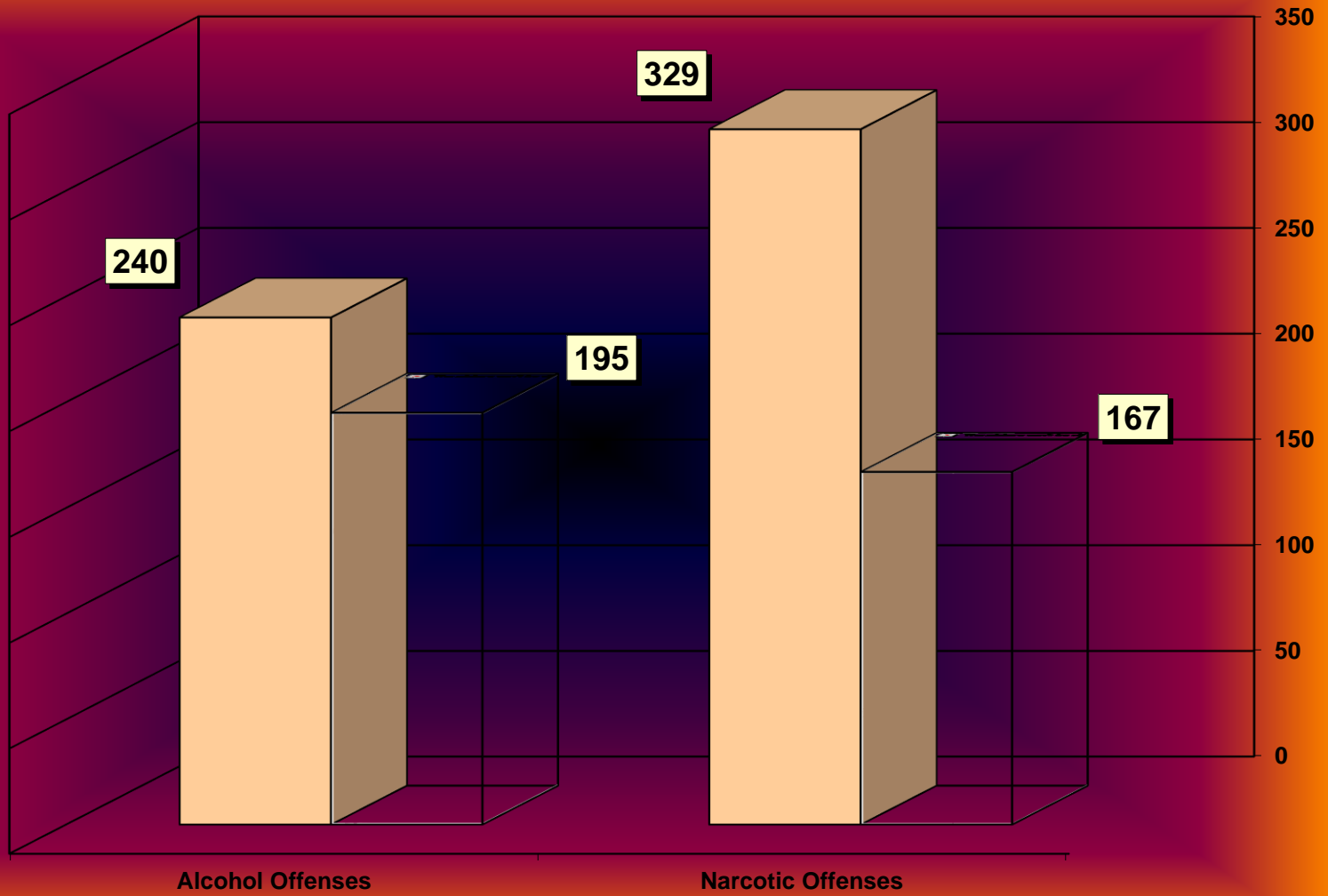
SERVICE & NON-SERVICE REQUESTS 2019 - 2020



TRAFFIC CITATIONS 2019-2020



NARCOTIC / ALCOHOL OFFENSES 2019 - 2020



□ 2020 YTD
□ 2019 YTD

Department Actions

