

MANTECA POLICE DEPARTMENT
MONTHLY CRIME STATISTICS REPORT
DECEMBER 2020

Part One Crime Offenses	Current Month	This Month Last Year	% Change Month/Month 2020- 2019	2020 Cleared Offenses YTD	2020 Clearance RATE YTD	2020 Offenses YTD	2019 Offenses YTD	% Change YTD/YTD 2020 - 2019	2019 Cleared Offenses YTD	2019 Clearance RATE YTD
Homicide	1	0	N.C.	2	67%	3	3	0.00%	2	67%
Rape/Unlawful Interc	1	4	-75.00%	12	63%	19	31	-38.71%	19	61%
Robbery	6	6	0.00%	42	62%	68	66	3.03%	24	36%
Aggravated Assault	5	4	25.00%	70	63%	112	87	28.74%	50	57%
Commercial Burglary	3	10	-70.00%	20	26%	77	107	-28.04%	19	18%
Residential Burglary	6	11	-45.45%	12	16%	74	110	-32.73%	13	12%
Other Burglary	5	1	400.00%	4	14%	29	23	26.09%	4	17%
Auto Burglary	19	37	-48.65%	11	5%	220	474	-53.59%	7	1%
Grand Theft	19	15	26.67%	34	17%	199	195	2.05%	30	15%
Vehicle Theft	20	18	11.11%	52	21%	248	283	-12.37%	59	21%
Arson	0	2	-100.00%	2	9%	23	18	27.78%	4	22%
All Other Felonies	36	30	20.00%	309	72%	431	601	-28.29%	471	78%
Total Felonies	121	138	-12.32%	570	38%	1503	1998	-24.77%	702	35%
Total Burglaries	33	59	-44.07%	47	12%	400	714	-43.98%	43	6%
Misdemeanor Offenses	Current Month	This Month Last Year	% Change Month/Month 2020 - 2019	2020 Cleared Offenses YTD	2020 Clearance RATE YTD	2020 Offenses YTD	2019 Offenses YTD	% Change YTD/YTD 2020 - 2019	2019 Cleared Offenses YTD	2019 Clearance RATE YTD
Misdemeanor Thefts	73	56	30.36%	140	19%	734	812	-9.61%	147	18%
All Other Misdemeanors	173	169	2.37%	1342	68%	1976	2352	-15.99%	1697	72%
Total Misdemeanors	246	225	9.33%	1482	55%	2710	3164	-14.35%	1844	58%
Miscellaneous Offenses	Current Month	This Month Last Year	% Change Month/Month 2020 - 2019	2020 Cleared Offenses YTD	2020 Clearance RATE YTD	2020 Offenses YTD	2019 Offenses YTD	% Change YTD/YTD 2020 - 2019	2019 Cleared Offenses YTD	2019 Clearance RATE YTD
Total Narcotic Offenses	3	10	-70.00%	157	92%	170	339	-49.85%	338	100%
Total Alcohol Offenses	19	17	11.76%	211	99%	214	257	-16.73%	257	100%
Total Domestic Violence	21	20	5.00%	240	84%	287	335	-14.33%	313	93%
Total Fraud/Forgery	23	23	0.00%	23	9%	253	327	-22.63%	43	13%
Total Vehicle Abatements	0	0	N/C	1	N.C.	0	0	N/C	0	N/C
	66	70	-5.71%	632	68%	924	1258	-26.55%	951	76%
*N.C. - not calculable	*N/C - no change									
Chief _____										
						0				

MANTECA POLICE DEPARTMENT
MONTHLY CRIME STATISTICS REPORT
DECEMBER 2020

Non-Criminal Reports & Services	Current Month	2020 YTD	2019 YTD	% Change YTD/YTD 2020 - 2019
Non-Criminal Reports	124	1568	2267	-30.83%
Service Requests	3425	44220	51275	-13.76%
Written Reports	475	5643	7270	-22.38%
Criminal Complaint Requests	176	1943	2291	-15.19%
Warrants Served	57	660	1531	-56.89%

Property Value	Current Month	2020 YTD	2019 YTD	% Change YTD/YTD 2020 - 2019
Property Stolen	\$403,895.00	\$4,785,229.00	\$4,767,511.00	0.37%
Property Recovered	\$125,602.00	\$2,354,676.00	\$1,893,363.00	24.36%
% Property Value Recovered	31.10%	49.21%	39.71%	23.90%

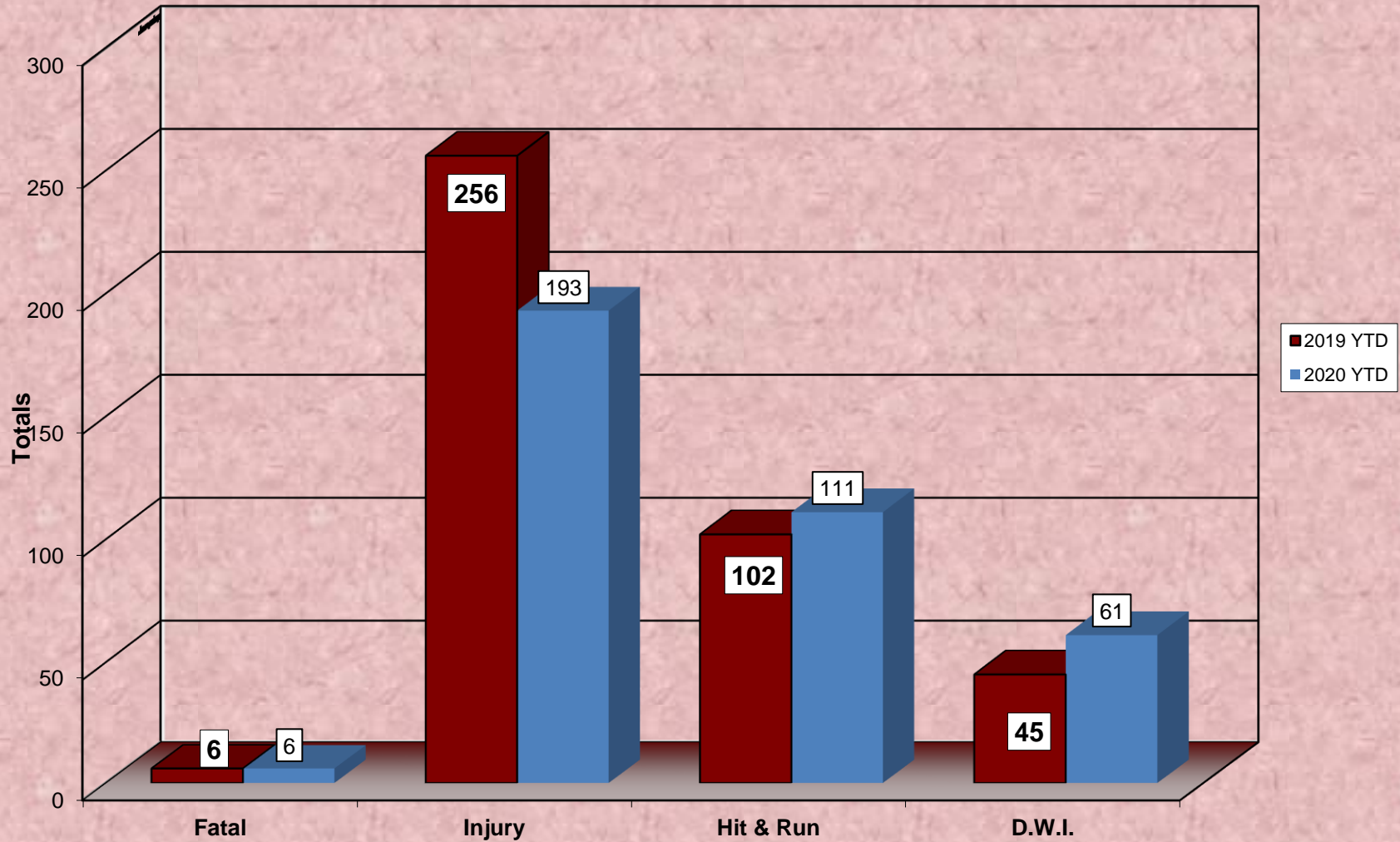
Accidents	Current Month	2020 YTD	2019 YTD	% Change YTD/YTD 2019 - 2018
Total Accidents	91	958	1065	-10.05%
Property Damage Only	77	758	803	-5.60%
Fatal	0	6	6	0.00%
Injury	13	193	256	-24.61%
Hit & Run	15	111	102	8.82%
D.W.I.	4	61	45	35.56%

Arrests	Current Month	2020 YTD	2019 YTD	% Change YTD/YTD 2020 - 2019
Adult Arrests	127	1534	2351	-34.75%
Juvenile Arrests	5	45	61	-26.23%
Total Arrests	132	1579	2412	-34.54%


Citations	Current Month	2020 YTD	2019 YTD	% Change YTD/YTD 2019 - 2018
Total Citation Violations	209	4,659	5,050	-7.74%
D.W.I Violations	3	39	78	-50.00%
Moving Violations	88	2,194	1,420	54.51%
Non-Moving Violations	72	1,151	1,739	-33.81%
Child Restraint Violations	0	12	13	-7.69%
Seat Belt Violations	0	26	49	-46.94%
All Other Violations	44	1,170	1,614	-27.51%
Parking Violations	110	712	1,082	-34.20%

Department Actions	Current Month	2020 YTD	2019 YTD	% Change YTD/YTD 2020 - 2019
Pursuits	5	38	25	52.00%
Use of Force	1	16	32	-50.00%

ACCIDENT COMPARISON 2019 - 2020 Year to Date



VEHICLE THEFTS

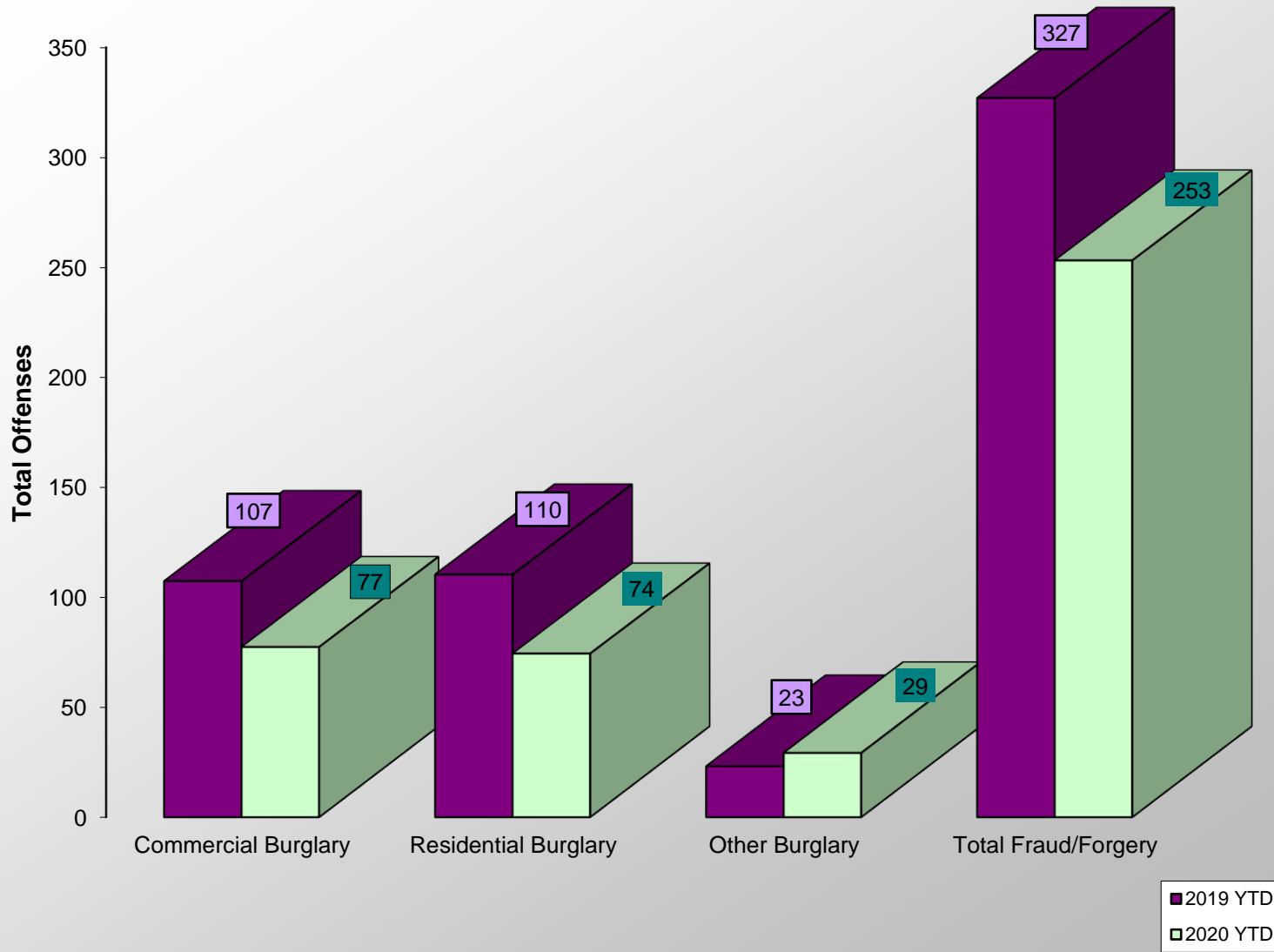


VEHICLE BURGLARY

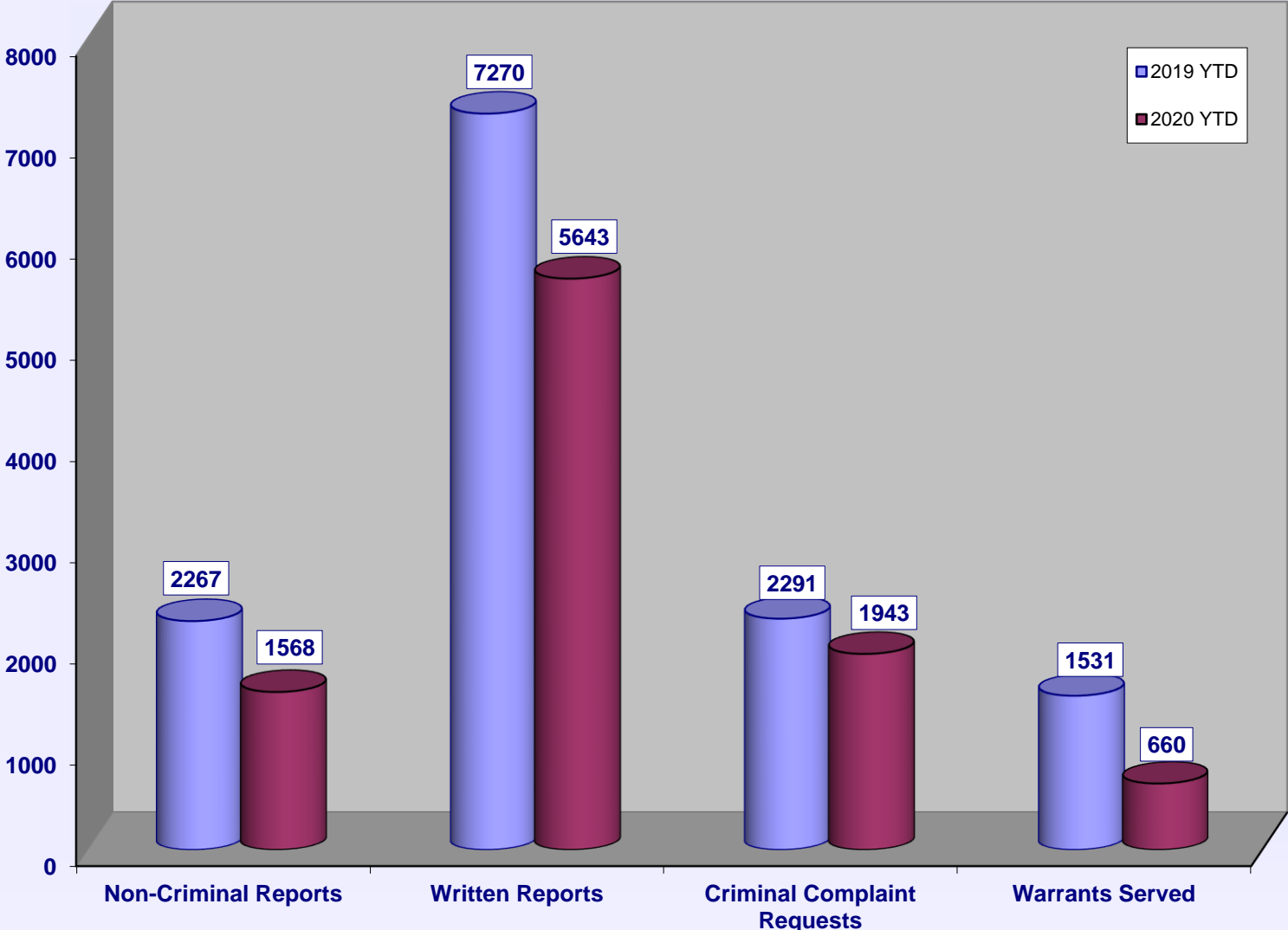
STOLEN VEHICLE

2019 YTD
2020 YTD

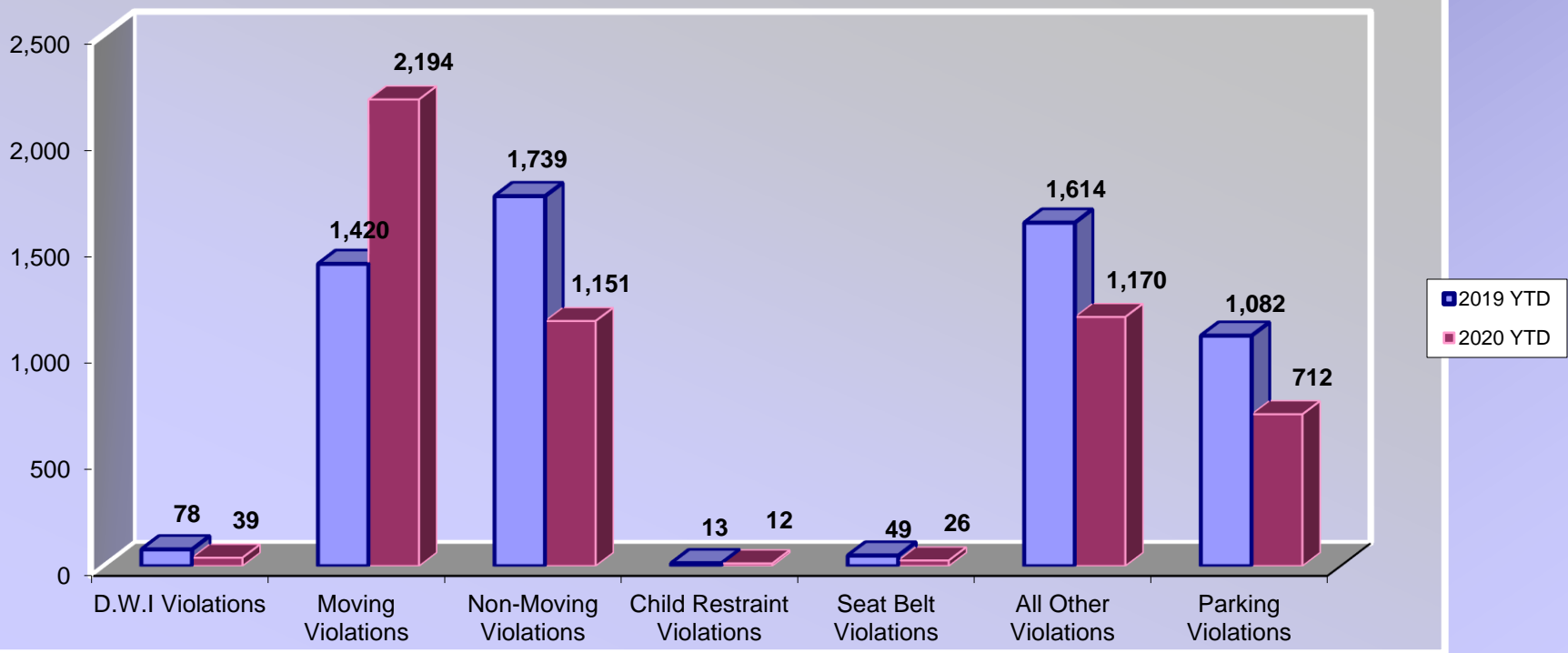
BURGLARIES 2019 - 2020 Year to Date



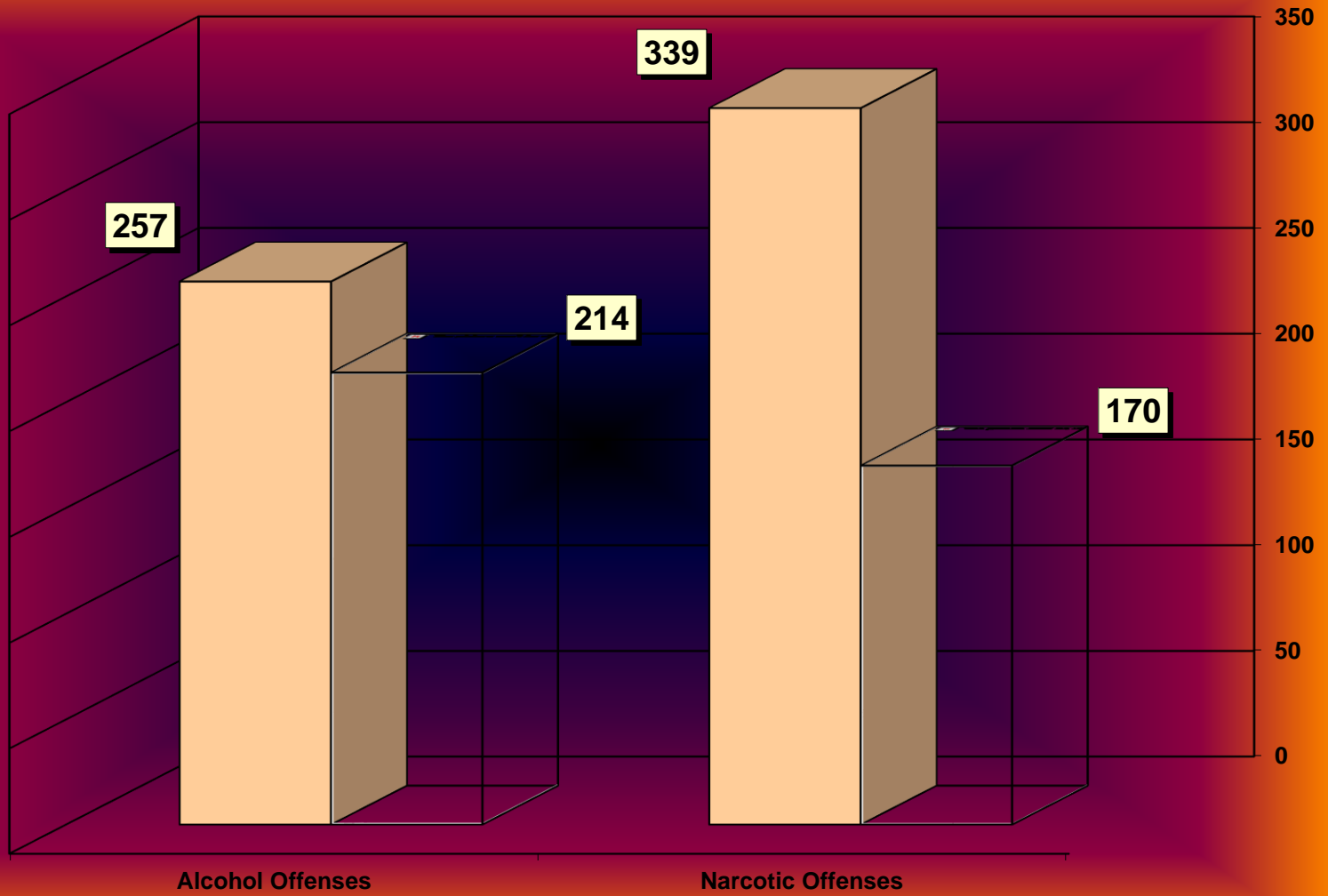
SERVICE & NON-SERVICE REQUESTS 2019 - 2020



TRAFFIC CITATIONS 2019-2020



NARCOTIC / ALCOHOL OFFENSES 2019 - 2020



□ 2020 YTD
□ 2019 YTD

Department Actions

