

MANTECA POLICE DEPARTMENT  
MONTHLY CRIME STATISTICS REPORT  
FEBRUARY 2021

Part One Crime Offenses	Current Month	This Month Last Year	% Change Month/Month 2021- 2020	2021 Cleared Offenses YTD	2021 Clearance RATE YTD	2021 Offenses YTD	2020 Offenses YTD	% Change YTD/YTD 2021 - 2020	2020 Cleared Offenses YTD	2020 Clearance RATE YTD
Homicide	1	0	N/C	0	0%	1	0	N/C	0	N/C
Rape/Unlawful Interc	4	1	300.00%	2	40%	5	2	150.00%	3	150%
Robbery	2	4	-50.00%	5	63%	8	16	-50.00%	11	69%
Aggravated Assault	14	3	366.67%	15	68%	22	15	46.67%	11	73%
Commercial Burglary	7	2	250.00%	0	0%	13	14	-7.14%	2	14%
Residential Burglary	3	8	-62.50%	2	22%	9	18	-50.00%	5	28%
Other Burglary	3	1	200.00%	0	0%	8	7	14.29%	2	29%
Auto Burglary	29	29	0.00%	0	0%	48	59	-18.64%	1	2%
Grand Theft	15	20	-25.00%	0	0%	36	54	-33.33%	6	11%
Vehicle Theft	14	14	0.00%	7	21%	33	42	-21.43%	9	21%
Arson	2	0	N.C	5	250%	2	4	-50.00%	0	0%
All Other Felonies	28	29	-3.45%	2	4%	56	60	-6.67%	44	73%
<b>Total Felonies</b>	<b>122</b>	<b>111</b>	<b>9.91%</b>	<b>44</b>	<b>18%</b>	<b>241</b>	<b>291</b>	<b>-17.18%</b>	<b>94</b>	<b>32%</b>
<b>Total Burglaries</b>	<b>42</b>	<b>40</b>	<b>5.00%</b>	<b>2</b>	<b>3%</b>	<b>78</b>	<b>98</b>	<b>-20.41%</b>	<b>10</b>	<b>10%</b>
Misdemeanor Offenses	Current Month	This Month Last Year	% Change Month/Month 2021 - 2020	2021 Cleared Offenses YTD	2021 Clearance RATE YTD	2021 Offenses YTD	2020 Offenses YTD	% Change YTD/YTD 2021 - 2020	2020 Cleared Offenses YTD	2020 Clearance RATE YTD
Misdemeanor Thefts	79	83	-4.82%	25	15%	166	171	-2.92%	45	26%
All Other Misdemeanors	142	186	-23.66%	207	66%	313	370	-15.41%	254	69%
<b>Total Misdemeanors</b>	<b>221</b>	<b>269</b>	<b>-17.84%</b>	<b>232</b>	<b>48%</b>	<b>479</b>	<b>541</b>	<b>-11.46%</b>	<b>299</b>	<b>55%</b>
Miscellaneous Offenses	Current Month	This Month Last Year	% Change Month/Month 2021 - 2020	2021 Cleared Offenses YTD	2021 Clearance RATE YTD	2021 Offenses YTD	2020 Offenses YTD	% Change YTD/YTD 2021 - 2020	2020 Cleared Offenses YTD	2020 Clearance RATE YTD
Total Narcotic Offenses	15	13	15.38%	29	91%	32	28	14.29%	27	96%
Total Alcohol Offenses	26	26	0.00%	42	98%	43	46	-6.52%	45	98%
Total Domestic Violence	19	14	35.71%	38	81%	47	37	27.03%	33	89%
Total Fraud/Forgery	11	23	-52.17%	2	7%	27	49	-44.90%	4	8%
Total Vehicle Abatements	0	0	N/C/	0	N/C	0	0	N/C	0	N/C
	<b>71</b>	<b>76</b>	<b>-6.58%</b>	<b>111</b>	<b>74%</b>	<b>149</b>	<b>160</b>	<b>-6.88%</b>	<b>109</b>	<b>68%</b>
*N.C. - not calculable	*N/C - no change									
Chief _____										
						0				

MANTECA POLICE DEPARTMENT  
MONTHLY CRIME STATISTICS REPORT  
FEBRUARY 2021

Non-Criminal Reports & Services	Current Month	2021 YTD	2020 YTD	% Change YTD/YTD 2021 - 2020
Non-Criminal Reports	105	205	343	-40.23%
Service Requests	3628	7382	8385	-11.96%
Written Reports	440	903	1135	-20.44%
Criminal Complaint Requests	135	282	313	-9.90%
Warrants Served	50	93	216	-56.94%

Property Value	Current Month	2021 YTD	2020 YTD	% Change YTD/YTD 2021 - 2020
Property Stolen	\$239,220.00	\$498,712.00	\$898,849.00	-44.52%
Property Recovered	\$109,175.00	\$228,278.00	\$433,870.00	-47.39%
% Property Value Recovered	45.64%	45.77%	48.27%	-5.17%

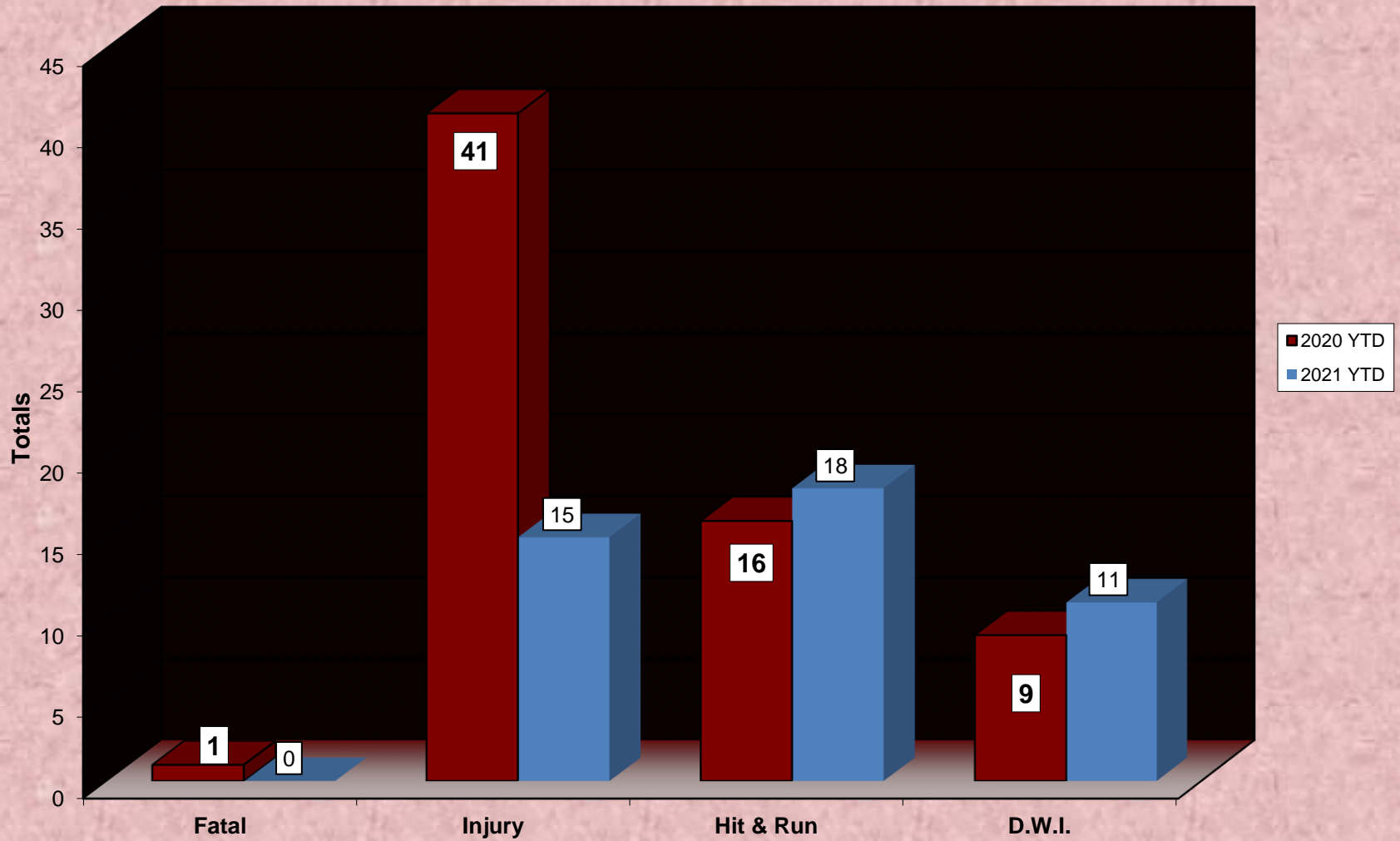
Accidents	Current Month	2021 YTD	2020 YTD	% Change YTD/YTD 2021 - 2020
Total Accidents	73	156	183	-14.75%
Property Damage Only	66	140	141	-0.71%
Fatal	0	0	1	-100.00%
Injury	7	15	41	-63.41%
Hit & Run	9	18	16	12.50%
D.W.I.	7	11	9	22.22%

Arrests	Current Month	2021 YTD	2020 YTD	% Change YTD/YTD 2021 - 2020
Adult Arrests	121	231	375	-38.40%
Juvenile Arrests	3	4	16	-75.00%
Total Arrests	124	235	391	-39.90%

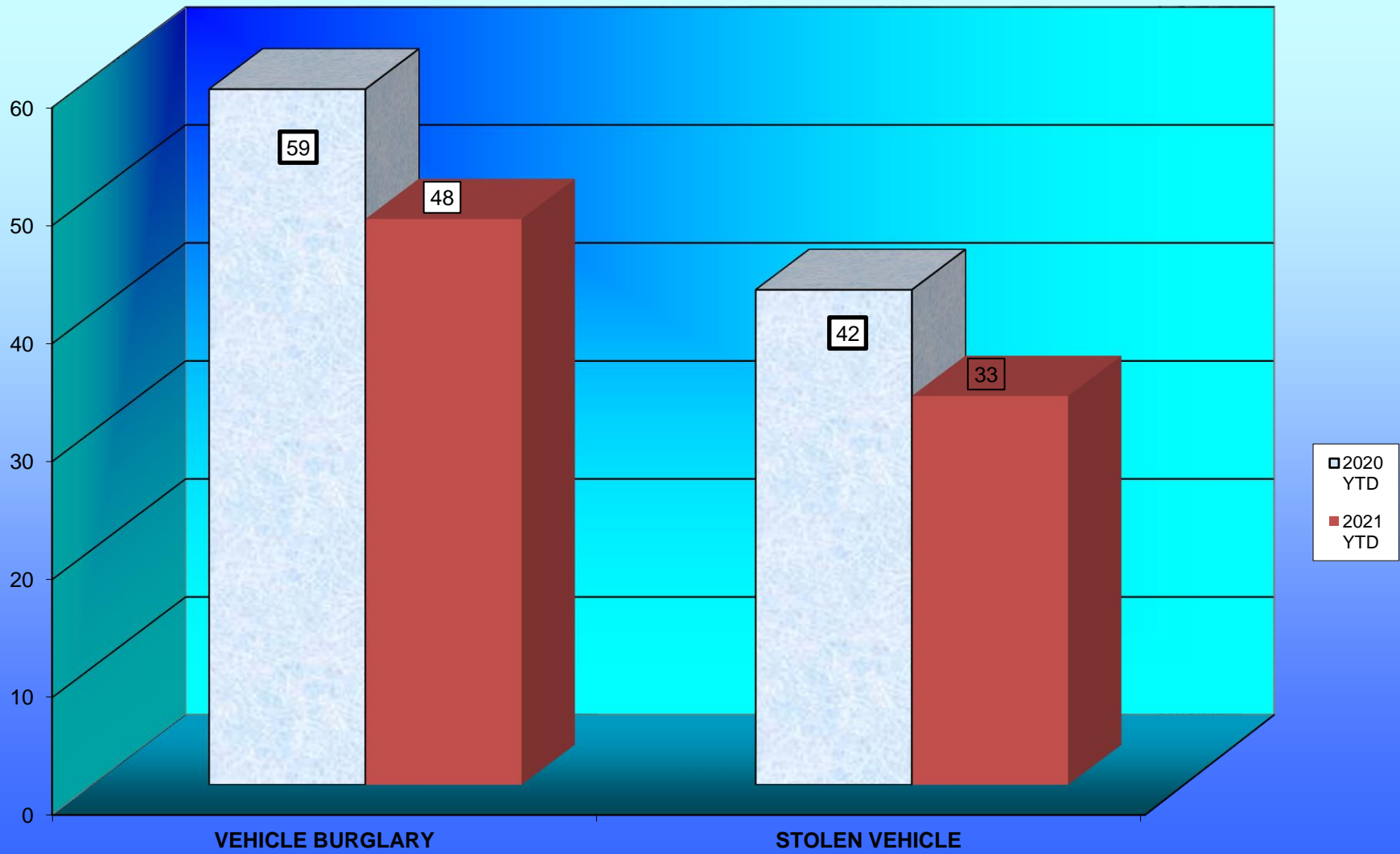
Citations	Current Month	2021 YTD	2020 YTD	% Change YTD/YTD 2021 - 2020
Total Citation Violations	415	822	1,184	-30.57%
D.W.I Violations	6	8	8	0.00%
Moving Violations	275	549	533	3.00%
Non-Moving Violations	50	108	374	-71.12%
Child Restraint Violations	1	1	4	-75.00%
Seat Belt Violations	0	2	6	-66.67%
All Other Violations	80	152	261	-41.76%
Parking Violations	122	233	125	86.40%

Department Actions	Current Month	2021 YTD	2020 YTD	% Change YTD/YTD 2021 - 2020
Pursuits	4	7	4	75.00%
Use of Force	2	2	0	#DIV/0!

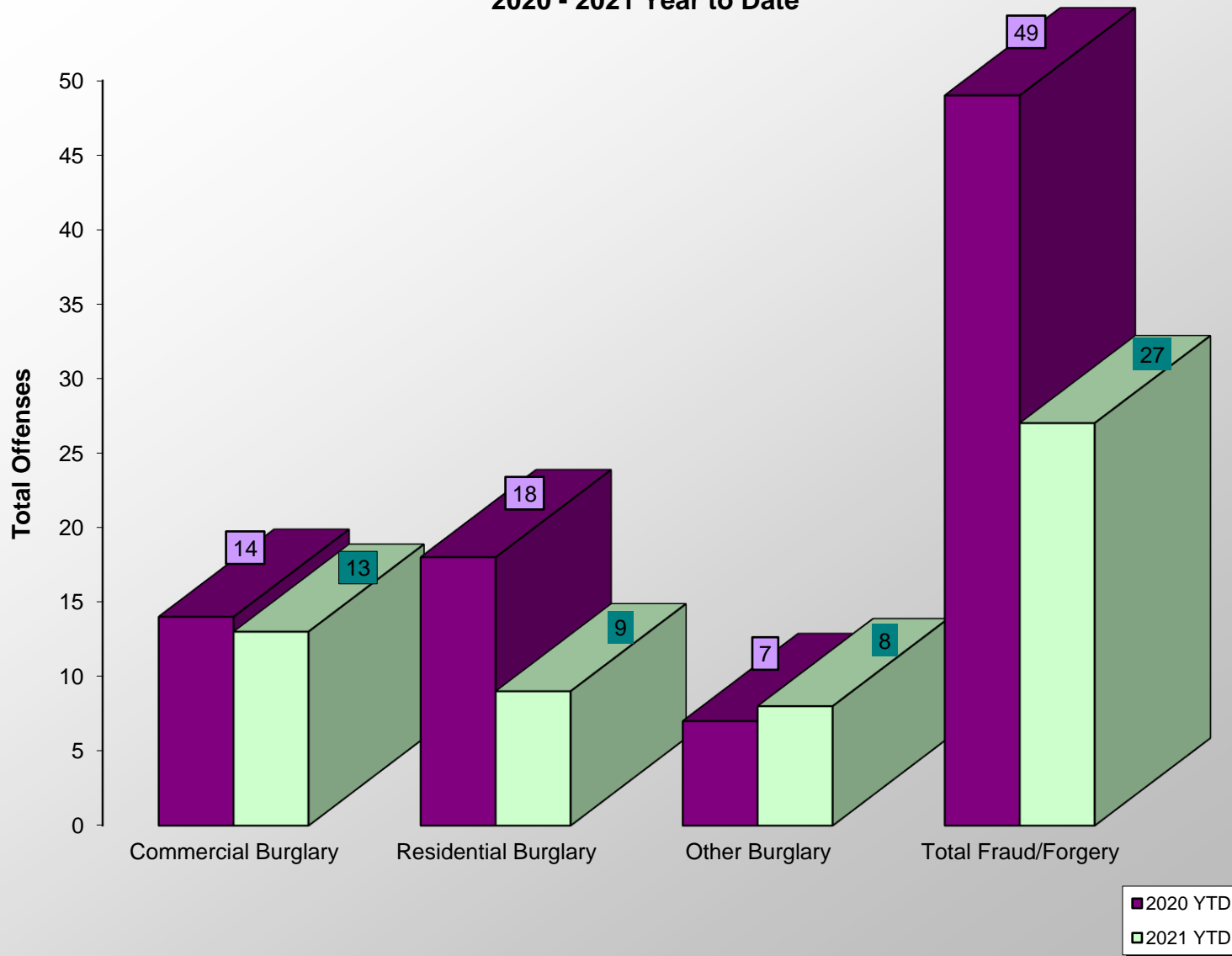
# ACCIDENT COMPARISON 2020 - 2021 Year to Date



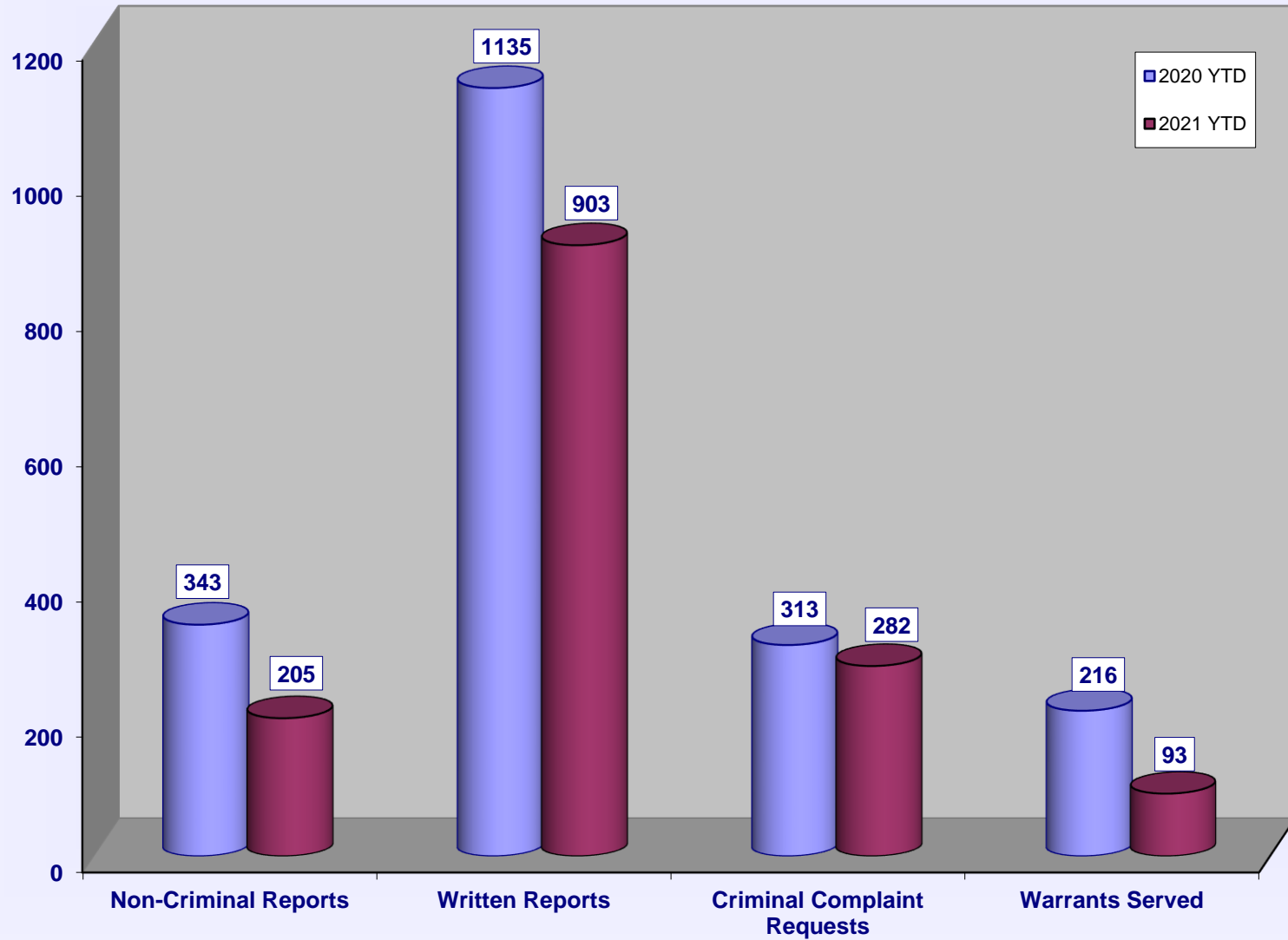
### VEHICLE THEFTS 2020 - 2021



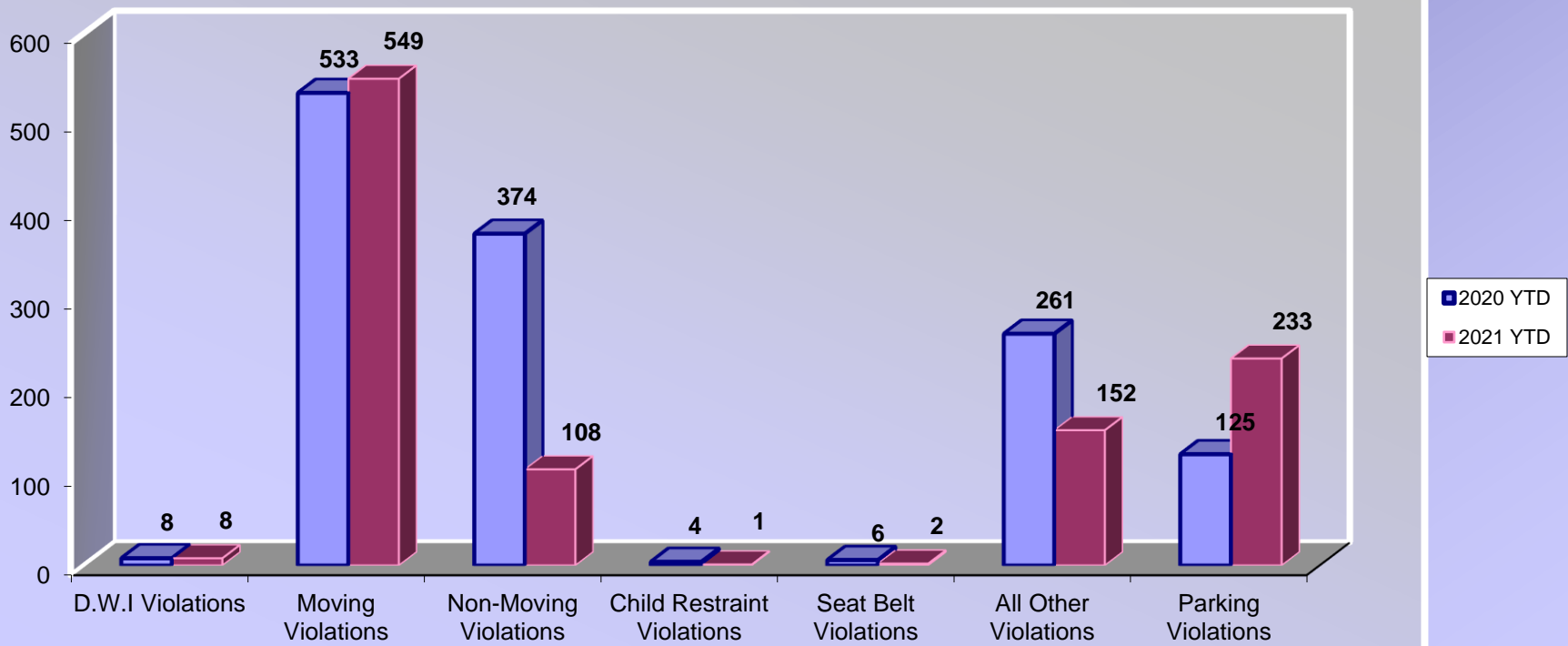
### BURGLARIES 2020 - 2021 Year to Date



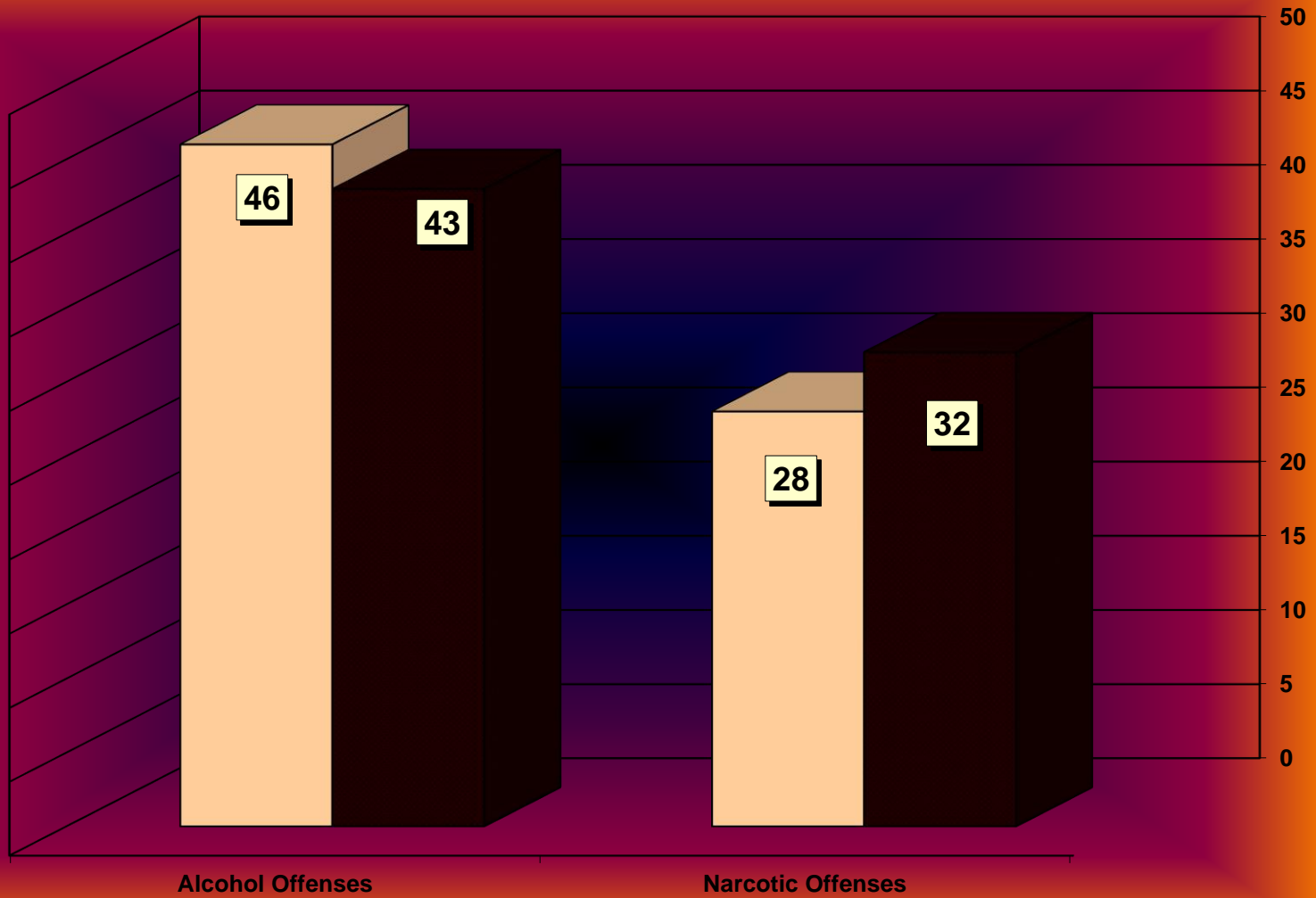
### SERVICE & NON-SERVICE REQUESTS 2020 - 2021



# TRAFFIC CITATIONS 2020-2021



# NARCOTIC / ALCOHOL OFFENSES 2020 - 2021



■ 2021 YTD  
□ 2020 YTD



# Department Actions

