

MANTECA POLICE DEPARTMENT  
MONTHLY CRIME STATISTICS REPORT  
MARCH 2021

Part One Crime Offenses	Current Month	This Month Last Year	% Change Month/Month 2021- 2020	2021 Cleared Offenses YTD	2021 Clearance RATE YTD	2021 Offenses YTD	2020 Offenses YTD	% Change YTD/YTD 2021 - 2020	2020 Cleared Offenses YTD	2020 Clearance RATE YTD
Homicide	0	0	N/C	0	0%	1	0	N/C	0	N/C
Rape/Unlawful Interc	0	1	-100.00%	2	40%	5	3	66.67%	3	100%
Robbery	3	6	-50.00%	5	45%	11	22	-50.00%	14	64%
Aggravated Assault	10	5	100.00%	23	72%	32	20	60.00%	17	85%
Commercial Burglary	9	9	0.00%	1	5%	22	23	-4.35%	3	13%
Residential Burglary	4	6	-33.33%	3	23%	13	24	-45.83%	6	25%
Other Burglary	2	5	-60.00%	0	0%	10	12	-16.67%	2	17%
Auto Burglary	5	24	-79.17%	0	0%	53	83	-36.14%	2	2%
Grand Theft	22	11	100.00%	8	14%	58	65	-10.77%	7	11%
Vehicle Theft	18	18	0.00%	11	22%	51	60	-15.00%	13	22%
Arson	1	1	0.00%	2	67%	3	5	-40.00%	1	20%
All Other Felonies	26	29	-10.34%	60	73%	82	89	-7.87%	70	79%
<b>Total Felonies</b>	<b>100</b>	<b>115</b>	<b>-13.04%</b>	<b>115</b>	<b>34%</b>	<b>341</b>	<b>406</b>	<b>-16.01%</b>	<b>138</b>	<b>34%</b>
<b>Total Burglaries</b>	<b>20</b>	<b>44</b>	<b>-54.55%</b>	<b>4</b>	<b>4%</b>	<b>98</b>	<b>142</b>	<b>-30.99%</b>	<b>13</b>	<b>9%</b>
Misdemeanor Offenses	Current Month	This Month Last Year	% Change Month/Month 2021 - 2020	2021 Cleared Offenses YTD	2021 Clearance RATE YTD	2021 Offenses YTD	2020 Offenses YTD	% Change YTD/YTD 2021 - 2020	2020 Cleared Offenses YTD	2020 Clearance RATE YTD
Misdemeanor Thefts	85	51	66.67%	35	14%	251	222	13.06%	63	28%
All Other Misdemeanors	173	158	9.49%	324	67%	486	528	-7.95%	365	69%
<b>Total Misdemeanors</b>	<b>258</b>	<b>209</b>	<b>23.44%</b>	<b>359</b>	<b>49%</b>	<b>737</b>	<b>750</b>	<b>-1.73%</b>	<b>428</b>	<b>57%</b>
Miscellaneous Offenses	Current Month	This Month Last Year	% Change Month/Month 2021 - 2020	2021 Cleared Offenses YTD	2021 Clearance RATE YTD	2021 Offenses YTD	2020 Offenses YTD	% Change YTD/YTD 2021 - 2020	2020 Cleared Offenses YTD	2020 Clearance RATE YTD
Total Narcotic Offenses	12	17	-29.41%	40	91%	44	45	-2.22%	43	96%
Total Alcohol Offenses	25	15	66.67%	64	94%	68	61	11.48%	60	98%
Total Domestic Violence	32	24	33.33%	65	82%	79	61	29.51%	55	90%
Total Fraud/Forgery	24	32	-25.00%	4	8%	51	81	-37.04%	9	11%
Total Vehicle Abatements	0	0	N/C	0	N/C	0	0	N/C	1	N/C
	<b>93</b>	<b>88</b>	<b>5.68%</b>	<b>173</b>	<b>71%</b>	<b>242</b>	<b>248</b>	<b>-2.42%</b>	<b>168</b>	<b>68%</b>
*N.C. - not calculable	*N/C - no change									
Chief _____										
						0				

MANTECA POLICE DEPARTMENT  
MONTHLY CRIME STATISTICS REPORT  
MARCH 2021

Non-Criminal Reports & Services	Current Month	2021 YTD	2020 YTD	% Change YTD/YTD 2021 - 2020
Non-Criminal Reports	121	326	504	-35.32%
Service Requests	3669	11051	11946	-7.49%
Written Reports	465	1368	1613	-15.19%
Criminal Complaint Requests	175	457	524	-12.79%
Warrants Served	54	147	295	-50.17%

Property Value	Current Month	2021 YTD	2020 YTD	% Change YTD/YTD 2021 - 2020
Property Stolen	\$287,545.00	\$786,257.00	\$1,217,944.00	-35.44%
Property Recovered	\$130,739.00	\$359,017.00	\$632,267.00	-43.22%
% Property Value Recovered	45.47%	45.66%	51.91%	-12.04%

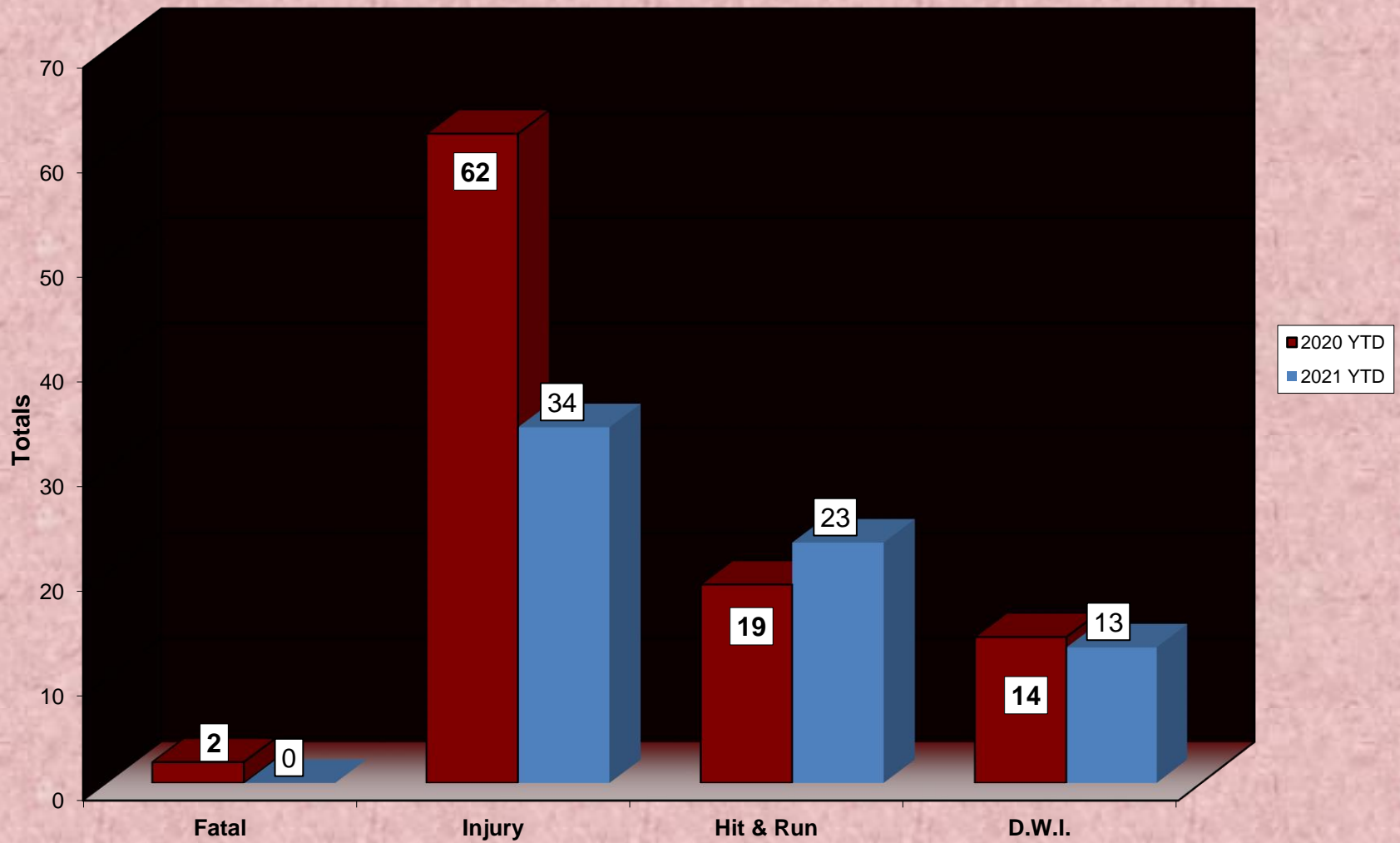
Accidents	Current Month	2021 YTD	2020 YTD	% Change YTD/YTD 2021 - 2020
Total Accidents	80	236	265	-10.94%
Property Damage Only	61	201	201	0.00%
Fatal	0	0	2	-100.00%
Injury	19	34	62	-45.16%
Hit & Run	5	23	19	21.05%
D.W.I.	2	13	14	-7.14%

Arrests	Current Month	2021 YTD	2020 YTD	% Change YTD/YTD 2021 - 2020
Adult Arrests	140	371	498	-25.50%
Juvenile Arrests	3	7	22	-68.18%
Total Arrests	143	378	520	-27.31%

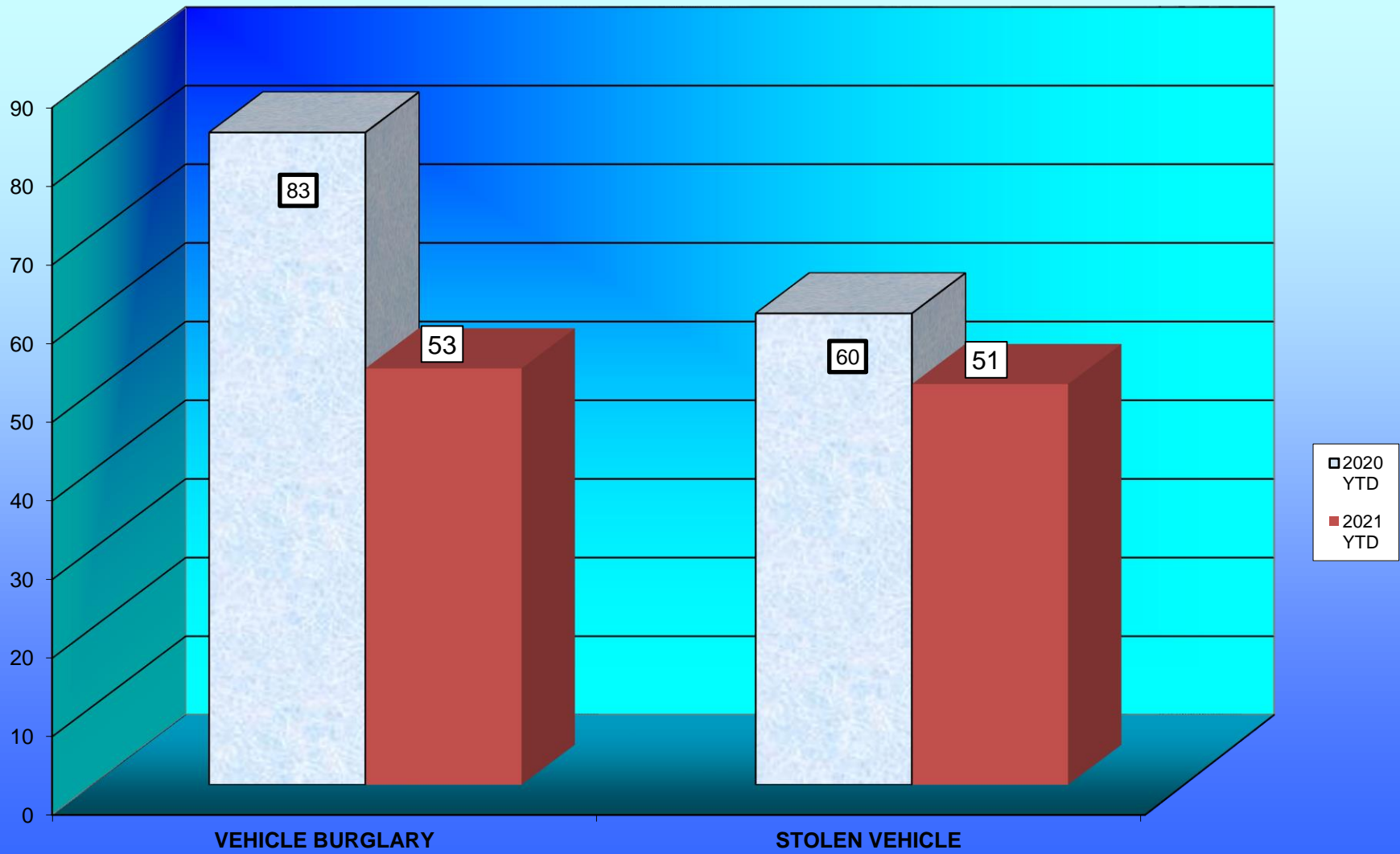
Citations	Current Month	2021 YTD	2020 YTD	% Change YTD/YTD 2021 - 2020
Total Citation Violations	311	1,133	1,577	-28.15%
D.W.I Violations	9	17	11	54.55%
Moving Violations	145	694	709	-2.12%
Non-Moving Violations	80	188	470	-60.00%
Child Restraint Violations	0	1	5	-80.00%
Seat Belt Violations	1	3	11	-72.73%
All Other Violations	69	221	378	-41.53%
Parking Violations	76	309	166	86.14%

Department Actions	Current Month	2021 YTD	2020 YTD	% Change YTD/YTD 2021 - 2020
Pursuits	4	11	7	57.14%
Use of Force	0	2	2	0.00%

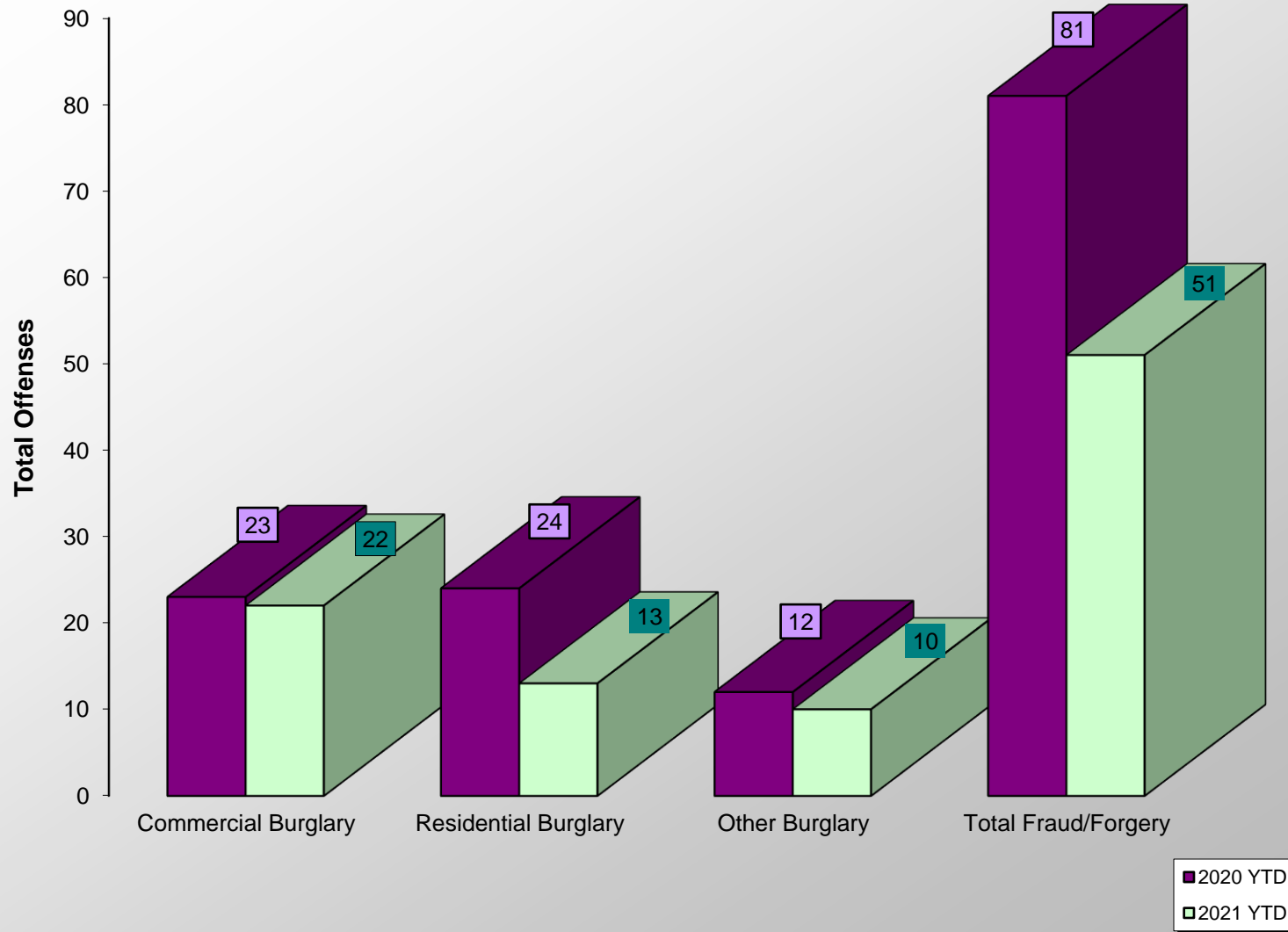
## ACCIDENT COMPARISON 2020 - 2021 Year to Date



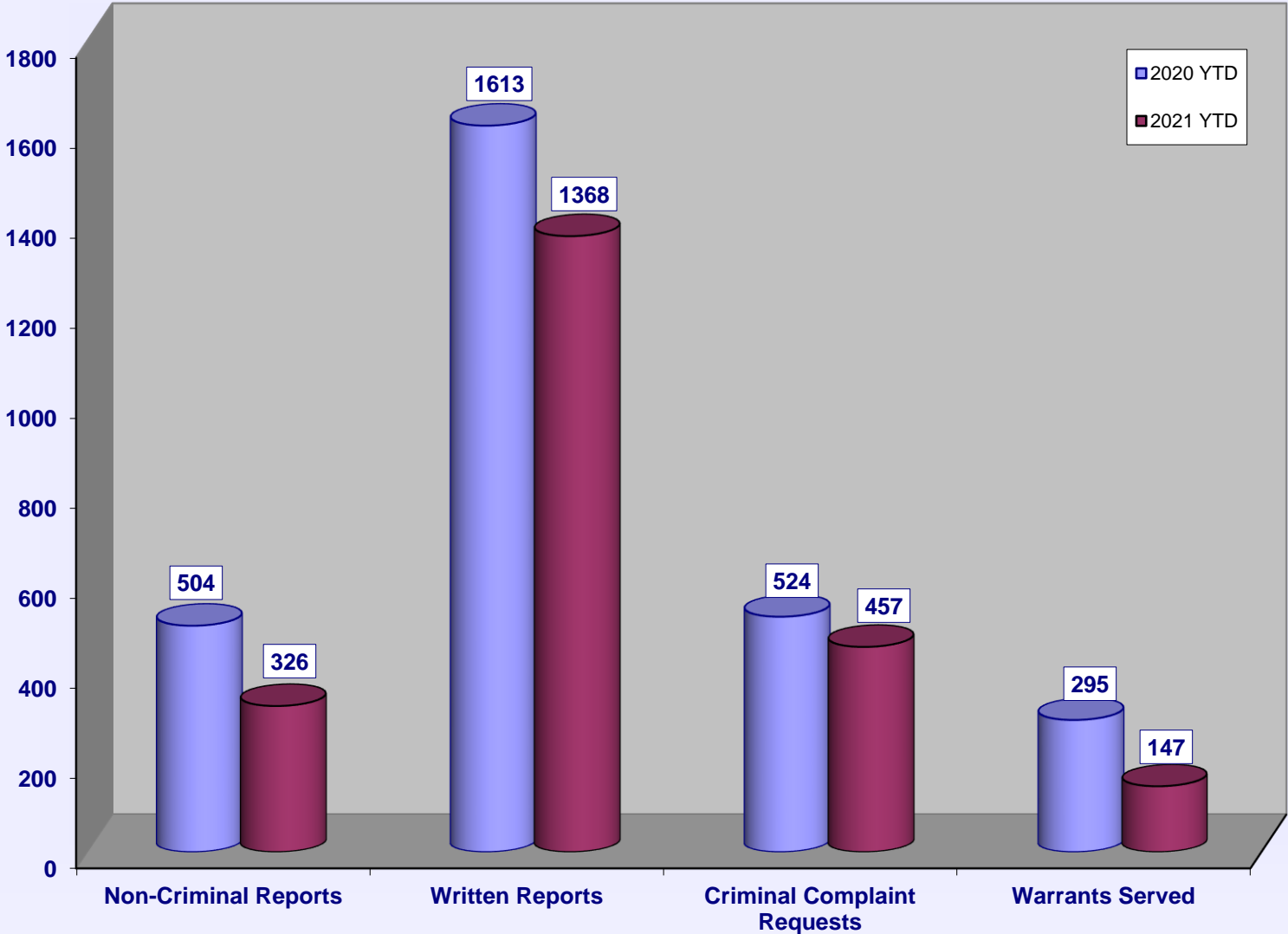
### VEHICLE THEFTS 2020 - 2021



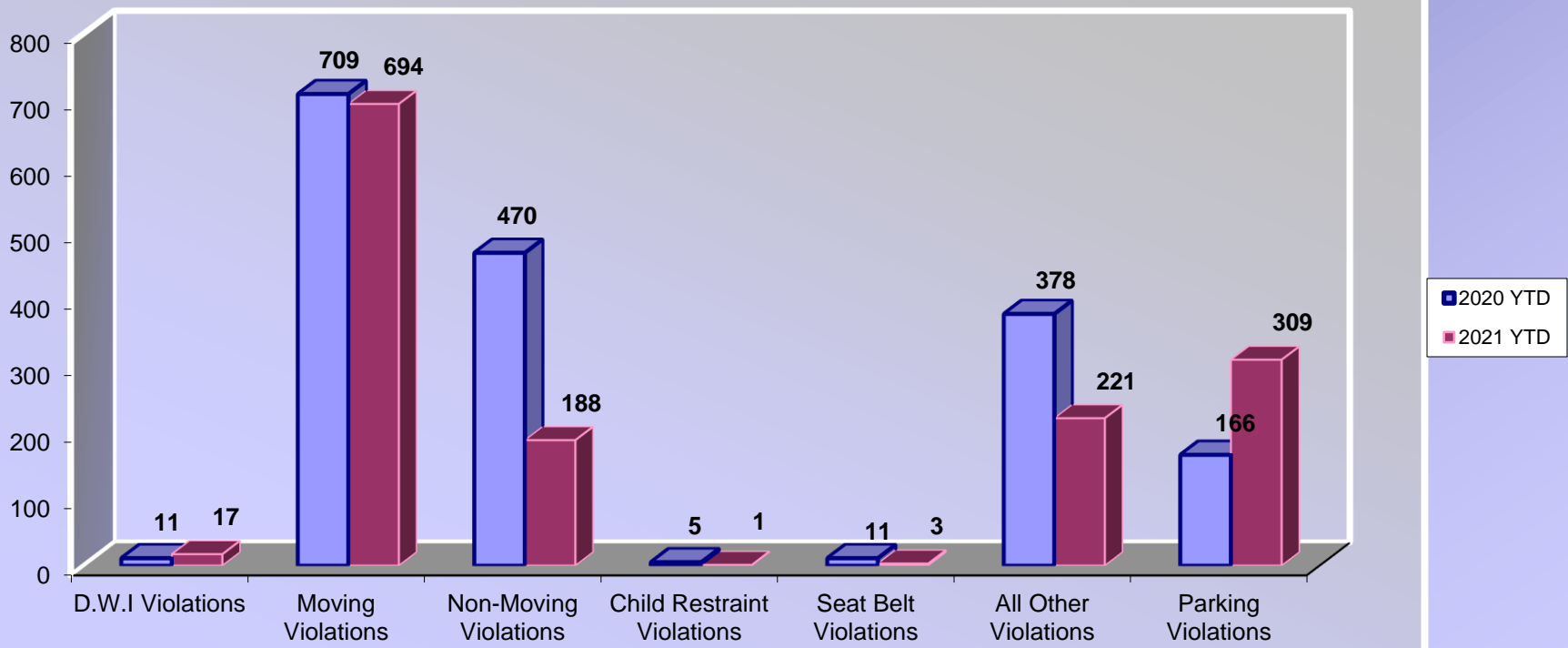
### BURGLARIES 2020 - 2021 Year to Date



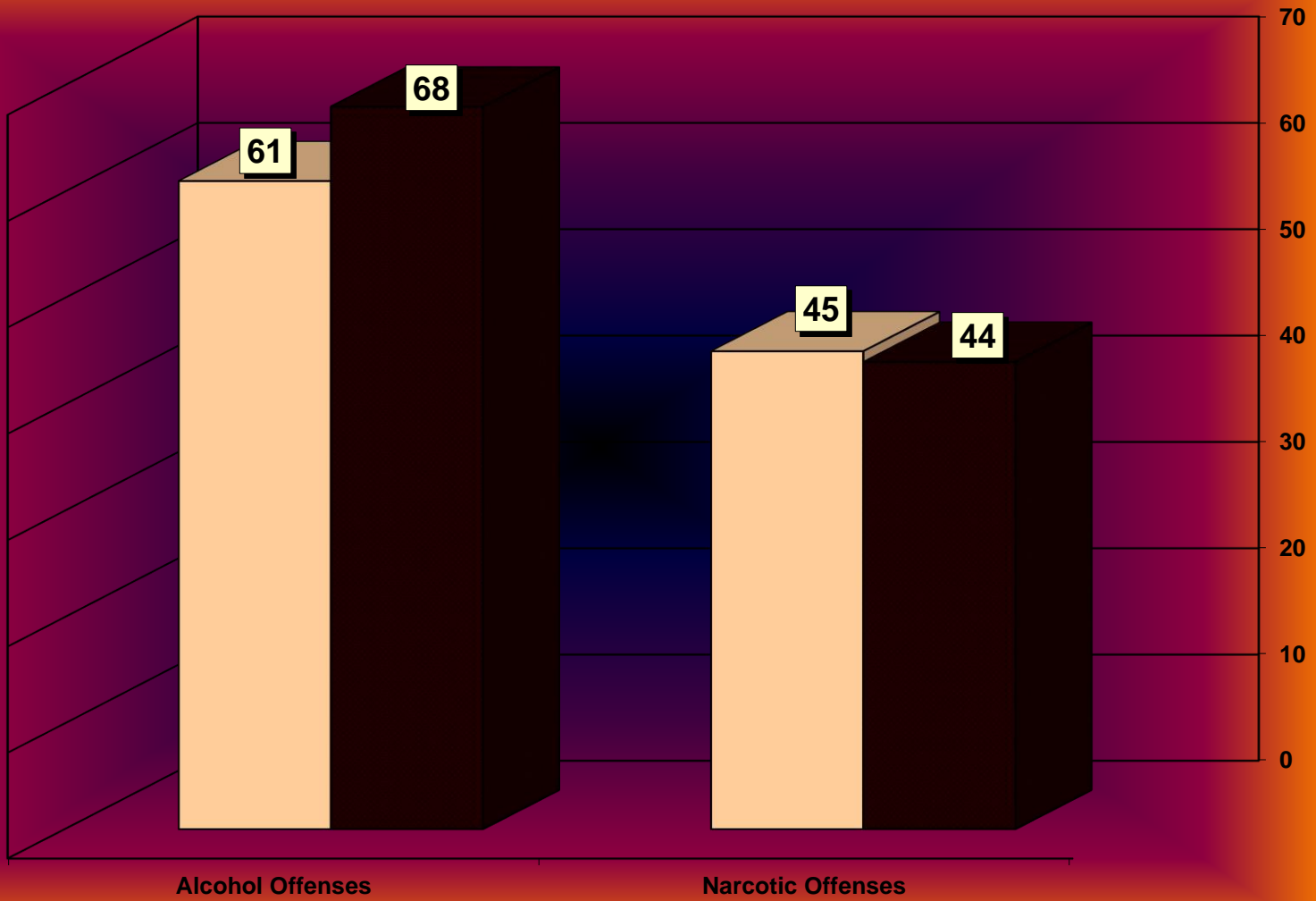
# SERVICE & NON-SERVICE REQUESTS 2020 - 2021



# TRAFFIC CITATIONS 2020-2021



# NARCOTIC / ALCOHOL OFFENSES 2020 - 2021



■ 2021 YTD  
□ 2020 YTD



# Department Actions

