

MANTECA POLICE DEPARTMENT
MONTHLY CRIME STATISTICS REPORT
APRIL 2021

Part One Crime Offenses	Current Month	This Month Last Year	% Change Month/Month 2021- 2020	2021 Cleared Offenses YTD	2021 Clearance RATE YTD	2021 Offenses YTD	2020 Offenses YTD	% Change YTD/YTD 2021 - 2020	2020 Cleared Offenses YTD	2020 Clearance RATE YTD
Homicide	0	0	N/C	0	0%	1	0	N.C.	0	N/C
Rape/Unlawful Interc	3	0	N.C.	3	38%	8	3	166.67%	3	100%
Robbery	2	8	-75.00%	6	46%	13	30	-56.67%	19	63%
Aggravated Assault	10	14	-28.57%	33	79%	42	34	23.53%	26	76%
Commercial Burglary	10	10	0.00%	2	6%	32	33	-3.03%	3	9%
Residential Burglary	3	4	-25.00%	4	25%	16	28	-42.86%	7	25%
Other Burglary	3	0	N.C.	0	0%	13	12	8.33%	2	17%
Auto Burglary	11	20	-45.00%	1	2%	64	103	-37.86%	2	2%
Grand Theft	28	6	366.67%	11	13%	86	71	21.13%	9	13%
Vehicle Theft	21	21	0.00%	13	18%	72	81	-11.11%	16	20%
Arson	2	2	0.00%	2	40%	5	7	-28.57%	1	14%
All Other Felonies	36	25	44.00%	87	74%	118	114	3.51%	89	78%
Total Felonies	129	110	17.27%	162	34%	470	516	-8.91%	177	34%
Total Burglaries	27	34	-20.59%	7	6%	125	176	-28.98%	14	8%
Misdemeanor Offenses	Current Month	This Month Last Year	% Change Month/Month 2021 - 2020	2021 Cleared Offenses YTD	2021 Clearance RATE YTD	2021 Offenses YTD	2020 Offenses YTD	% Change YTD/YTD 2021 - 2020	2020 Cleared Offenses YTD	2020 Clearance RATE YTD
Misdemeanor Thefts	78	42	85.71%	49	15%	329	264	24.62%	69	26%
All Other Misdemeanors	167	106	57.55%	467	72%	653	634	3.00%	444	70%
Total Misdemeanors	245	148	65.54%	516	53%	982	898	9.35%	513	57%
Miscellaneous Offenses	Current Month	This Month Last Year	% Change Month/Month 2021 - 2020	2021 Cleared Offenses YTD	2021 Clearance RATE YTD	2021 Offenses YTD	2020 Offenses YTD	% Change YTD/YTD 2021 - 2020	2020 Cleared Offenses YTD	2020 Clearance RATE YTD
Total Narcotic Offenses	16	6	166.67%	55	92%	60	51	17.65%	47	92%
Total Alcohol Offenses	28	12	133.33%	93	97%	96	73	31.51%	72	99%
Total Domestic Violence	35	23	52.17%	95	83%	114	84	35.71%	80	95%
Total Fraud/Forgery	19	14	35.71%	4	6%	70	95	-26.32%	9	9%
Total Vehicle Abatements	0	0	N/C	0	N/C	0	0	N/C	1	N/C
	98	55	78.18%	247	73%	340	303	12.21%	209	69%
*N.C. - not calculable	*N/C - no change									
Chief _____										
						0				

MANTECA POLICE DEPARTMENT
MONTHLY CRIME STATISTICS REPORT
APRIL 2021

Non-Criminal Reports & Services	Current Month	2021 YTD	2020 YTD	% Change YTD/YTD 2021 - 2020
Non-Criminal Reports	152	478	576	-17.01%
Service Requests	3834	14885	14697	1.28%
Written Reports	505	1873	1946	-3.75%
Criminal Complaint Requests	171	628	643	-2.33%
Warrants Served	99	246	304	-19.08%

Property Value	Current Month	2021 YTD	2020 YTD	% Change YTD/YTD 2021 - 2020
Property Stolen	\$333,717.00	\$1,119,974.00	\$1,574,589.00	-28.87%
Property Recovered	\$132,174.00	\$491,191.00	\$868,291.00	-43.43%
% Property Value Recovered	39.61%	43.86%	55.14%	-20.47%

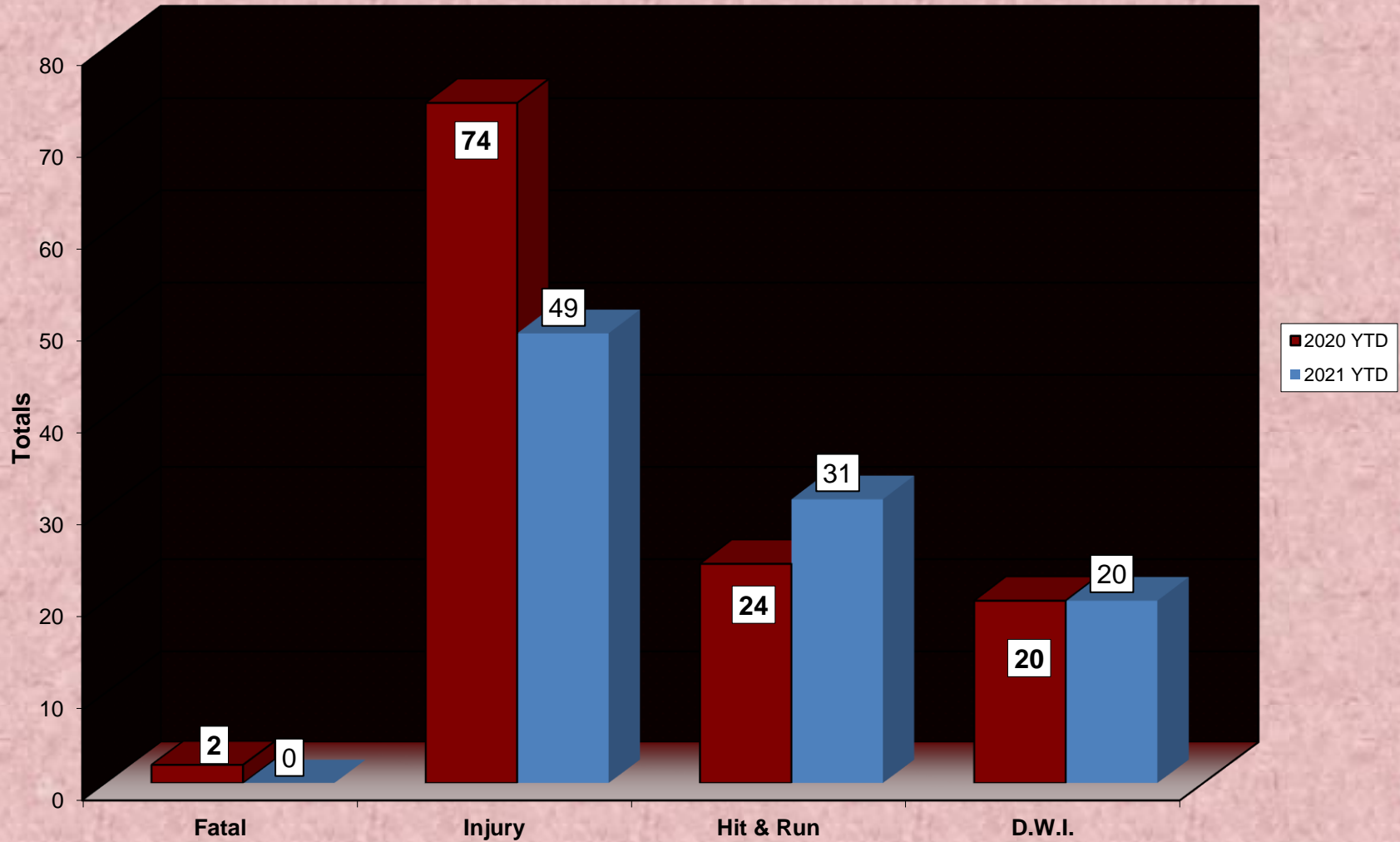
Accidents	Current Month	2021 YTD	2020 YTD	% Change YTD/YTD 2021 - 2020
Total Accidents	88	324	322	0.62%
Property Damage Only	73	274	246	11.38%
Fatal	0	0	2	-100.00%
Injury	15	49	74	-33.78%
Hit & Run	8	31	24	29.17%
D.W.I.	7	20	20	0.00%

Arrests	Current Month	2021 YTD	2020 YTD	% Change YTD/YTD 2021 - 2020
Adult Arrests	151	522	572	-8.74%
Juvenile Arrests	3	10	23	-56.52%
Total Arrests	154	532	595	-10.59%

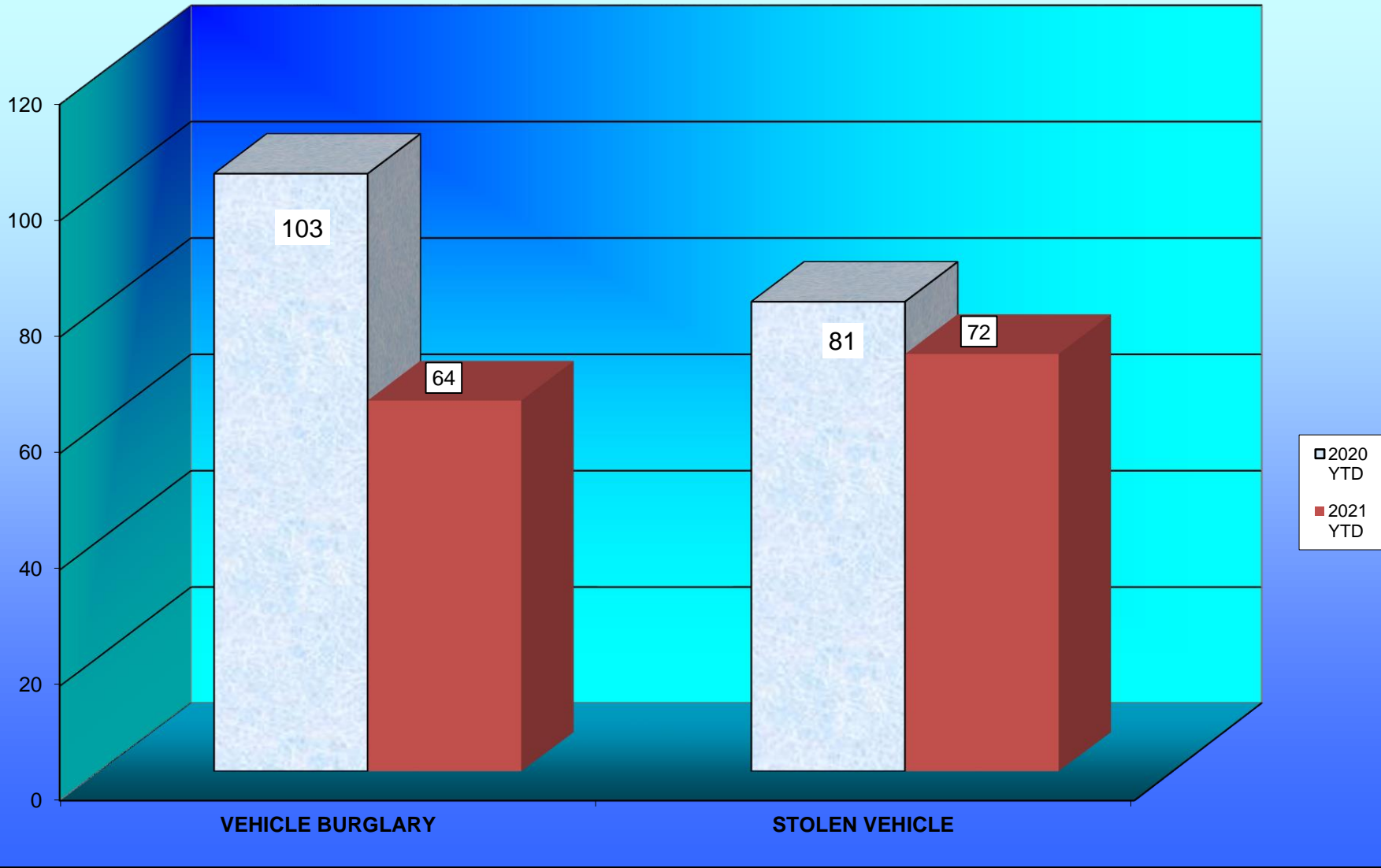
Citations	Current Month	2021 YTD	2020 YTD	% Change YTD/YTD 2021 - 2020
Total Citation Violations	341	1,474	1,647	-10.50%
D.W.I Violations	5	22	12	83.33%
Moving Violations	196	890	739	20.43%
Non-Moving Violations	65	253	483	-47.62%
Child Restraint Violations	0	1	5	-80.00%
Seat Belt Violations	1	4	13	-69.23%
All Other Violations	70	291	403	-27.79%
Parking Violations	157	466	182	156.04%

Department Actions	Current Month	2021 YTD	2020 YTD	% Change YTD/YTD 2021 - 2020
Pursuits	4	15	9	66.67%
Use of Force	0	2	3	-33.33%

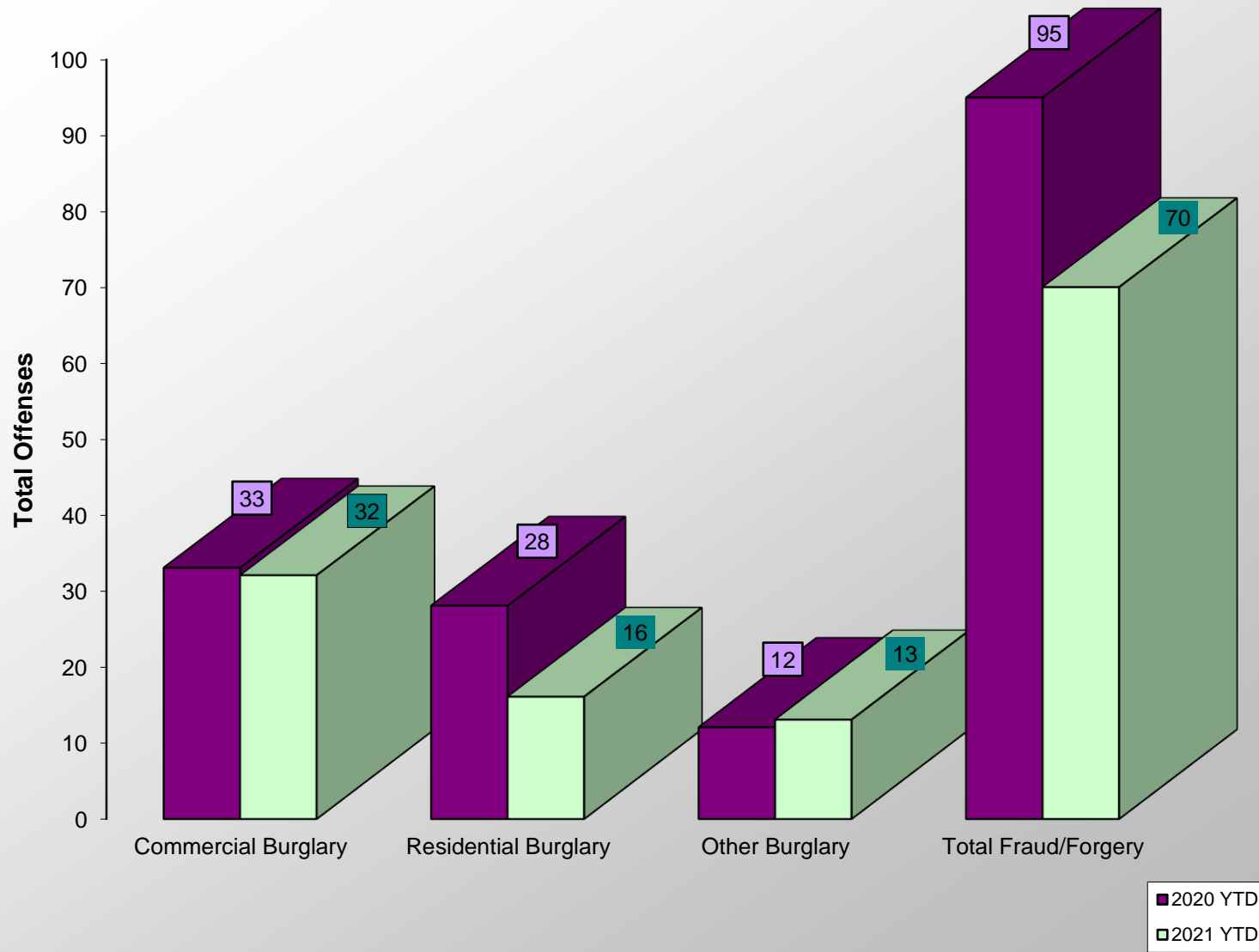
ACCIDENT COMPARISON 2020 - 2021 Year to Date



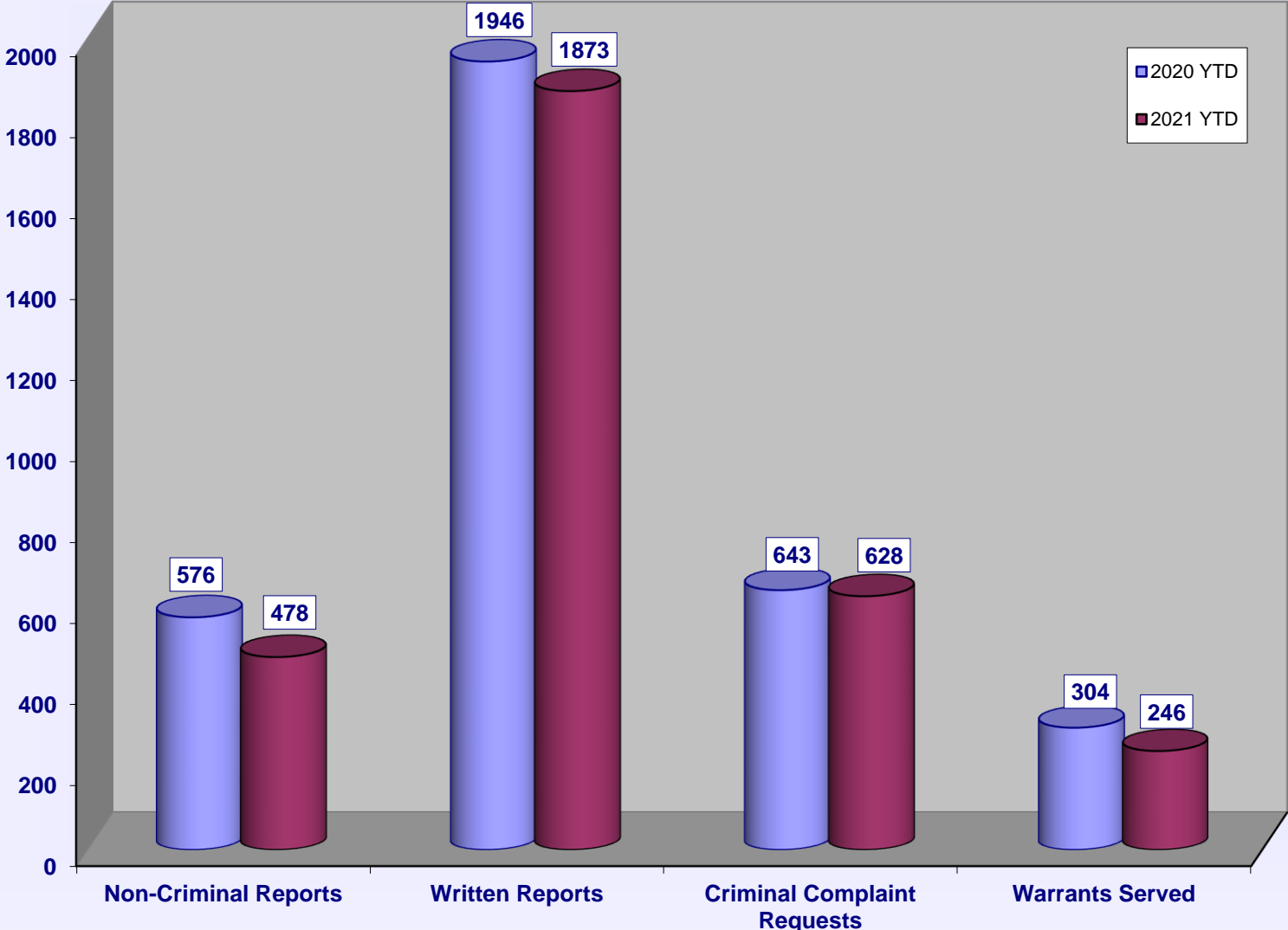
VEHICLE THEFTS 2020 - 2021



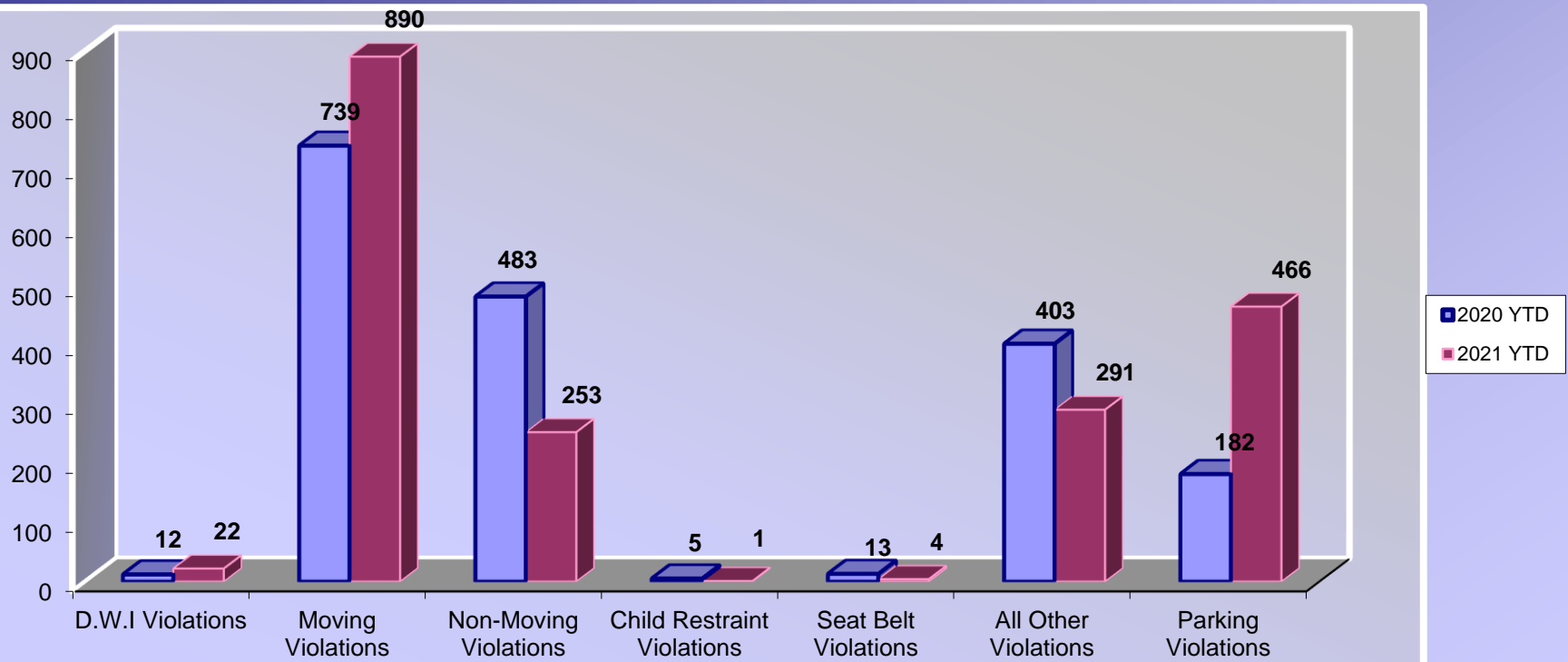
BURGLARIES 2020 - 2021 Year to Date



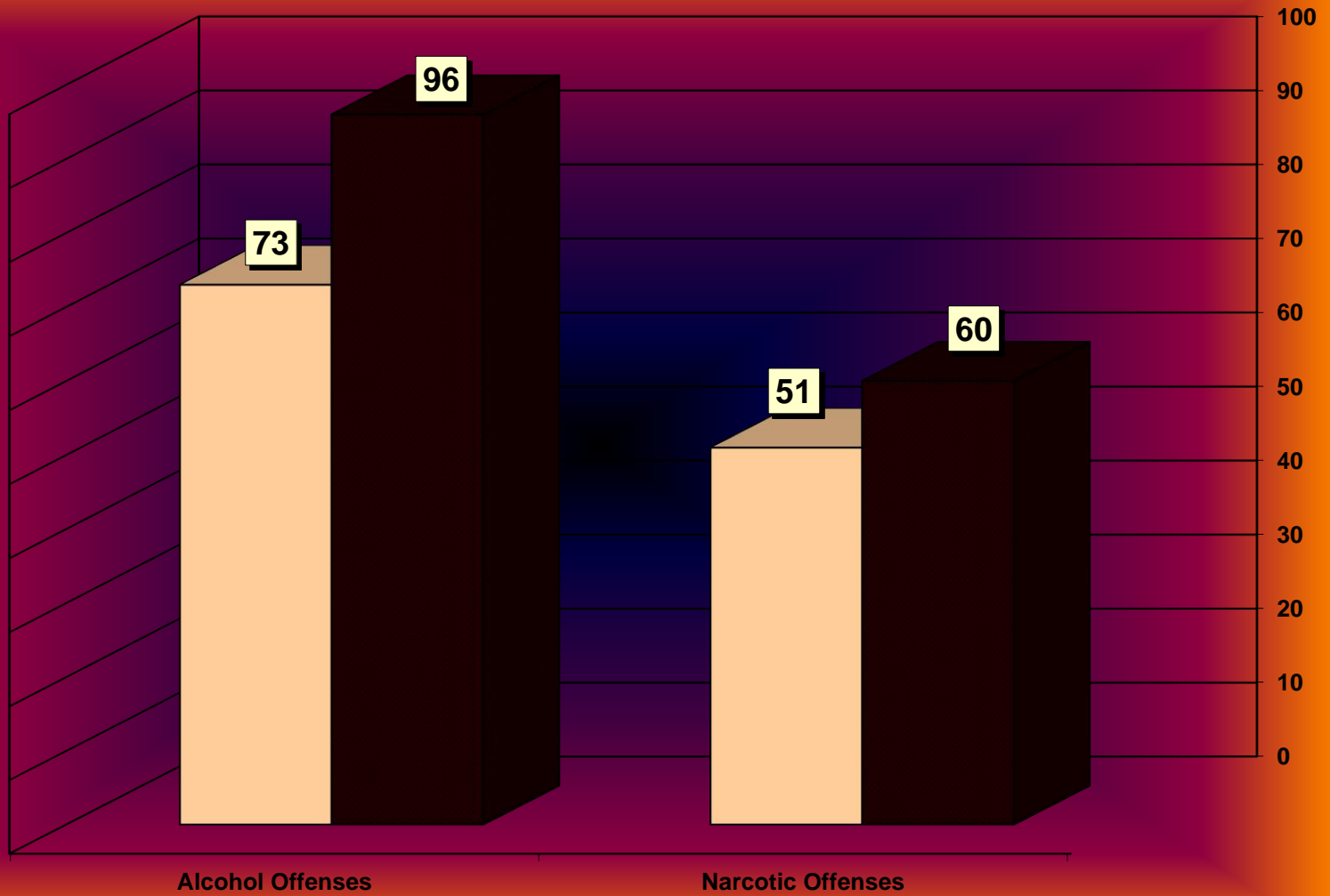
SERVICE & NON-SERVICE REQUESTS 2020 - 2021



TRAFFIC CITATIONS 2020-2021



NARCOTIC / ALCOHOL OFFENSES 2020 - 2021



■ 2021 YTD
□ 2020 YTD

Department Actions

