

MANTECA POLICE DEPARTMENT
MONTHLY CRIME STATISTICS REPORT
MAY 2021

Part One Crime Offenses	Current Month	This Month Last Year	% Change Month/Month 2021- 2020	2021 Cleared Offenses YTD	2021 Clearance RATE YTD	2021 Offenses YTD	2020 Offenses YTD	% Change YTD/YTD 2021 - 2020	2020 Cleared Offenses YTD	2020 Clearance RATE YTD
Homicide	0	1	-100.00%	0	0%	1	1	0.00%	0	0%
Rape/Unlawful Interc	4	4	0.00%	3	25%	12	7	71.43%	3	43%
Robbery	13	4	225.00%	10	38%	26	34	-23.53%	19	56%
Aggravated Assault	13	5	160.00%	40	73%	55	39	41.03%	30	77%
Commercial Burglary	11	10	10.00%	3	7%	43	43	0.00%	4	9%
Residential Burglary	4	11	-63.64%	4	20%	20	39	-48.72%	8	21%
Other Burglary	1	3	-66.67%	0	0%	14	15	-6.67%	2	13%
Auto Burglary	14	14	0.00%	1	1%	78	117	-33.33%	4	3%
Grand Theft	22	17	29.41%	17	16%	108	88	22.73%	10	11%
Vehicle Theft	15	24	-37.50%	16	18%	87	105	-17.14%	22	21%
Arson	1	2	-50.00%	3	50%	6	9	-33.33%	1	11%
All Other Felonies	29	33	-12.12%	109	74%	147	147	0.00%	114	78%
Total Felonies	127	128	-0.78%	206	35%	597	644	-7.30%	217	34%
Total Burglaries	30	38	-21.05%	8	5%	155	214	-27.57%	18	8%
Misdemeanor Offenses	Current Month	This Month Last Year	% Change Month/Month 2021 - 2020	2021 Cleared Offenses YTD	2021 Clearance RATE YTD	2021 Offenses YTD	2020 Offenses YTD	% Change YTD/YTD 2021 - 2020	2020 Cleared Offenses YTD	2020 Clearance RATE YTD
Misdemeanor Thefts	81	53	52.83%	71	17%	410	317	29.34%	77	24%
All Other Misdemeanors	200	155	29.03%	607	71%	853	789	8.11%	536	68%
Total Misdemeanors	281	208	35.10%	678	54%	1263	1106	14.20%	613	55%
Miscellaneous Offenses	Current Month	This Month Last Year	% Change Month/Month 2021 - 2020	2021 Cleared Offenses YTD	2021 Clearance RATE YTD	2021 Offenses YTD	2020 Offenses YTD	% Change YTD/YTD 2021 - 2020	2020 Cleared Offenses YTD	2020 Clearance RATE YTD
Total Narcotic Offenses	17	10	70.00%	71	92%	77	61	26.23%	58	95%
Total Alcohol Offenses	35	14	150.00%	127	97%	131	87	50.57%	86	99%
Total Domestic Violence	35	25	40.00%	120	81%	149	109	36.70%	98	90%
Total Fraud/Forgery	20	25	-20.00%	4	4%	90	120	-25.00%	9	8%
Total Vehicle Abatements	0	0	N/C	0	N/C	0	0	N/C	1	N/C
	107	74	44.59%	322	72%	447	377	18.57%	252	67%
*N.C. - not calculable	*N/C - no change									
Chief _____										
						0				

MANTECA POLICE DEPARTMENT
MONTHLY CRIME STATISTICS REPORT
MAY 2021

Non-Criminal Reports & Services	Current Month	2021 YTD	2020 YTD	% Change YTD/YTD 2021 - 2020
Non-Criminal Reports	148	626	670	-6.57%
Service Requests	3971	18856	18438	2.27%
Written Reports	514	2387	2365	0.93%
Criminal Complaint Requests	194	822	744	10.48%
Warrants Served	99	345	319	8.15%

Property Value	Current Month	2021 YTD	2020 YTD	% Change YTD/YTD 2021 - 2020
Property Stolen	\$361,726.00	\$1,481,700.00	\$1,983,578.00	-25.30%
Property Recovered	\$206,573.00	\$697,764.00	\$1,023,009.00	-31.79%
% Property Value Recovered	57.11%	47.09%	51.57%	-8.69%

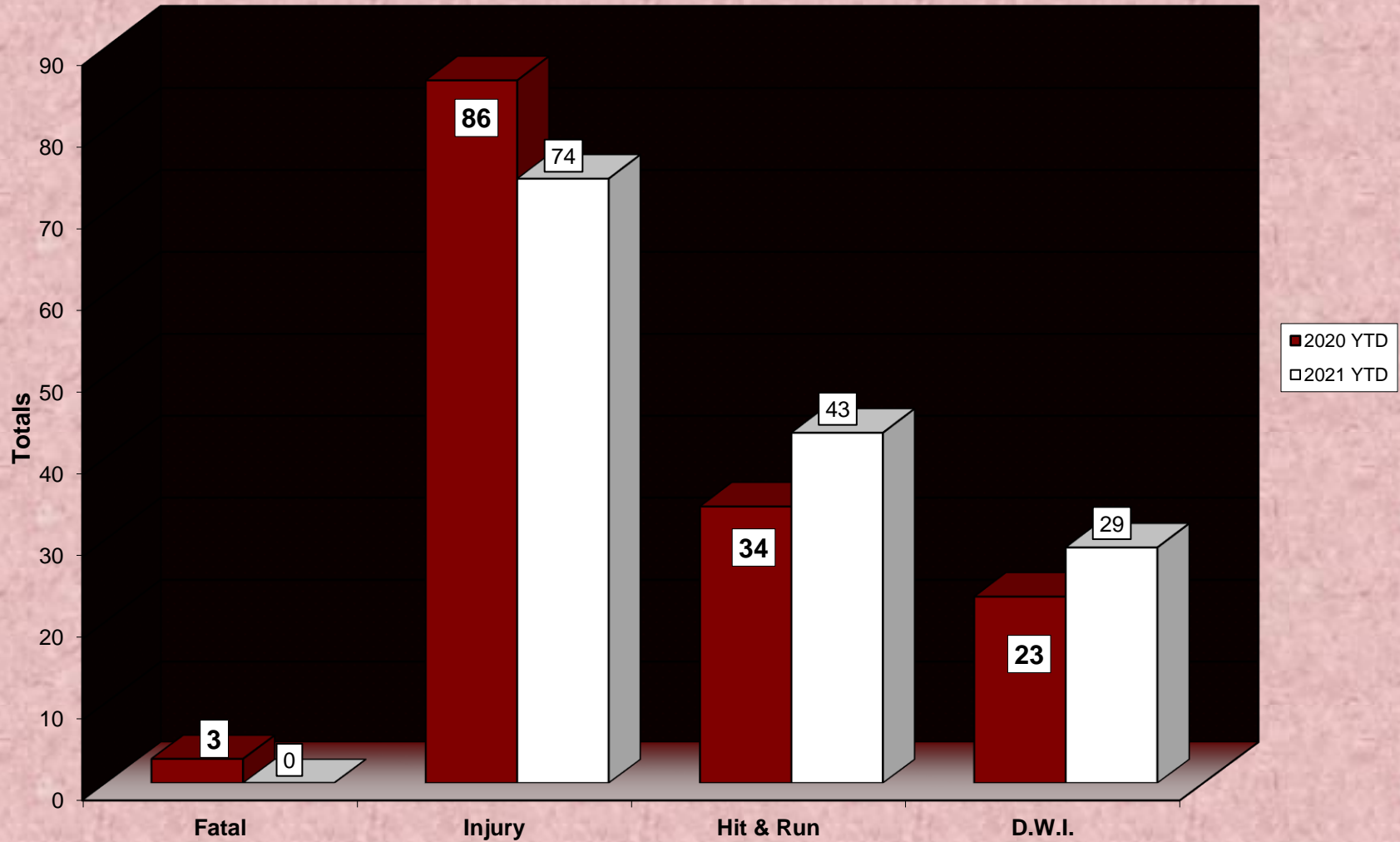
Accidents	Current Month	2021 YTD	2020 YTD	% Change YTD/YTD 2021 - 2020
Total Accidents	110	434	385	12.73%
Property Damage Only	87	361	296	21.96%
Fatal	0	0	3	-100.00%
Injury	25	74	86	-13.95%
Hit & Run	12	43	34	26.47%
D.W.I.	9	29	23	26.09%

Arrests	Current Month	2021 YTD	2020 YTD	% Change YTD/YTD 2021 - 2020
Adult Arrests	182	704	656	7.32%
Juvenile Arrests	3	13	25	-48.00%
Total Arrests	185	717	681	5.29%

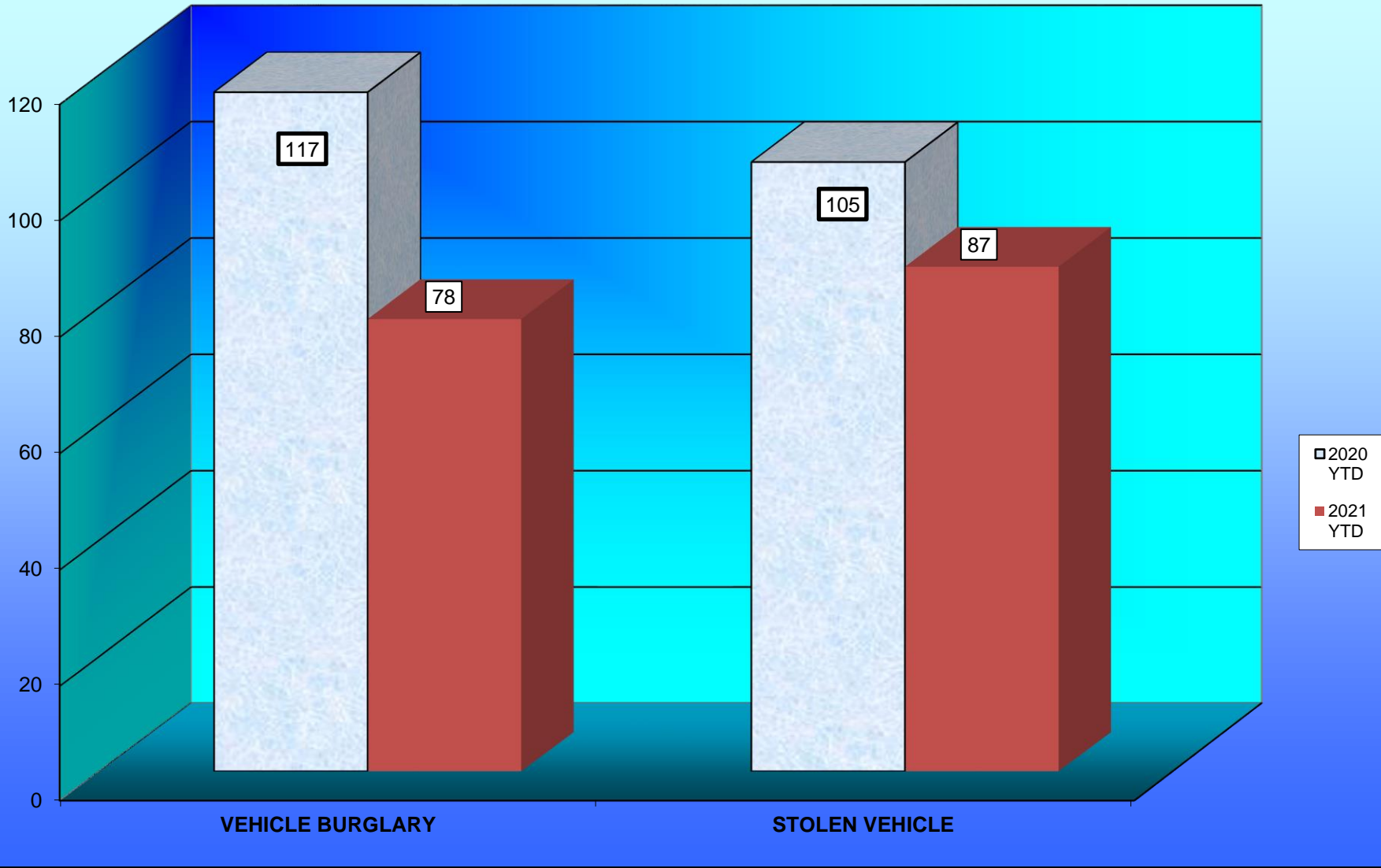
Citations	Current Month	2021 YTD	2020 YTD	% Change YTD/YTD 2021 - 2020
Total Citation Violations	271	1,745	2,000	-12.75%
D.W.I Violations	8	30	12	150.00%
Moving Violations	100	990	926	6.91%
Non-Moving Violations	91	344	557	-38.24%
Child Restraint Violations	0	1	5	-80.00%
Seat Belt Violations	1	5	16	-68.75%
All Other Violations	67	358	495	-27.68%
Parking Violations	103	569	221	157.47%

Department Actions	Current Month	2021 YTD	2020 YTD	% Change YTD/YTD 2021 - 2020
Pursuits	4	19	11	72.73%
Use of Force	2	4	3	33.33%

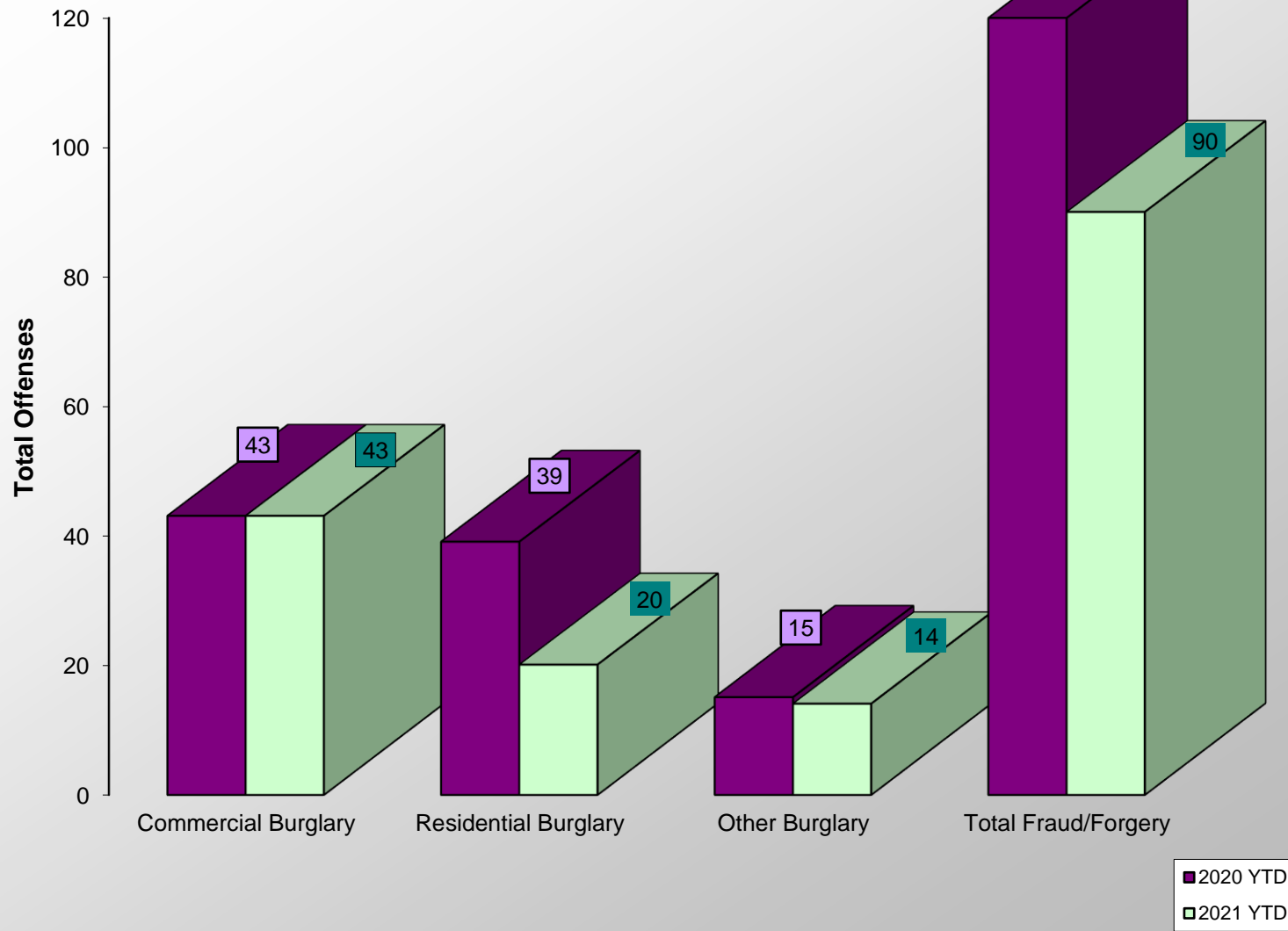
ACCIDENT COMPARISON 2020 - 2021 Year to Date



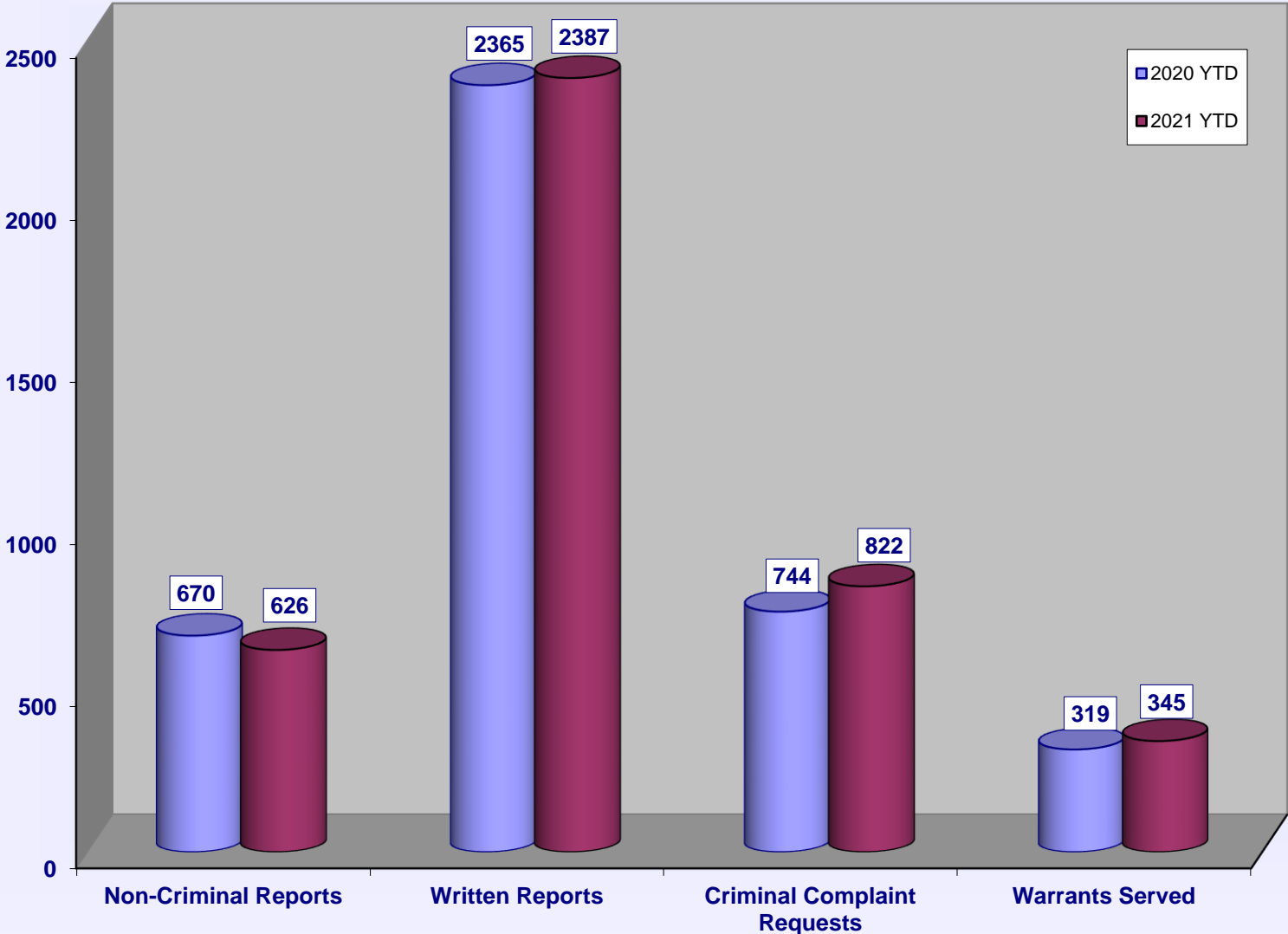
VEHICLE THEFTS 2020 - 2021



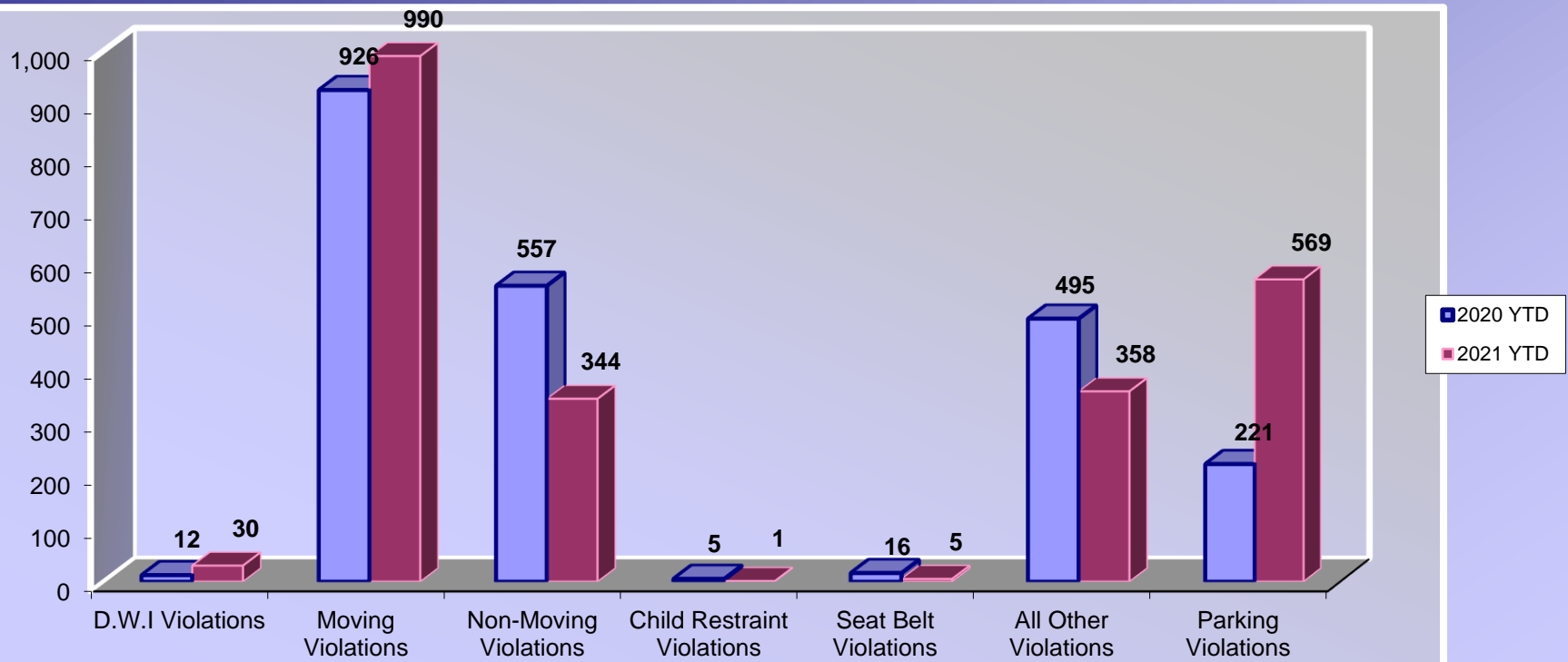
BURGLARIES 2020 - 2021 Year to Date



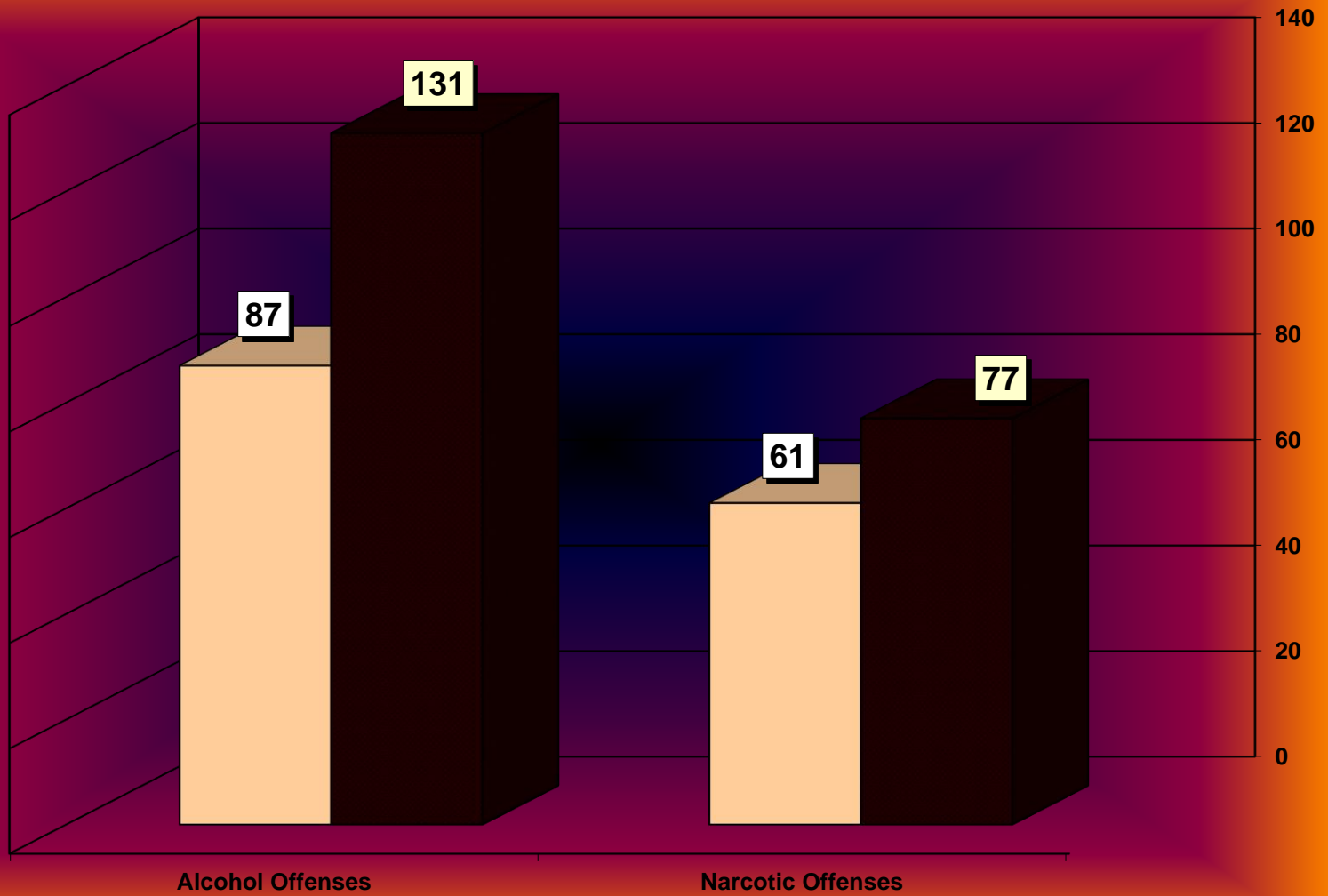
SERVICE & NON-SERVICE REQUESTS 2020 - 2021



TRAFFIC CITATIONS 2020-2021



NARCOTIC / ALCOHOL OFFENSES 2020 - 2021



■ 2021 YTD
□ 2020 YTD

Department Actions

