

MANTECA POLICE DEPARTMENT
MONTHLY CRIME STATISTICS REPORT
JUNE 2021

Part One Crime Offenses	Current Month	This Month Last Year	% Change Month/Month 2021- 2020	2021 Cleared Offenses YTD	2021 Clearance RATE YTD	2021 Offenses YTD	2020 Offenses YTD	% Change YTD/YTD 2021 - 2020	2020 Cleared Offenses YTD	2020 Clearance RATE YTD
Homicide	0	0	N/C	0	0%	1	1	0.00%	0	0%
Rape/Unlawful Interc	2	4	-50.00%	5	36%	14	11	27.27%	5	45%
Robbery	2	1	100.00%	13	46%	28	35	-20.00%	22	63%
Aggravated Assault	15	18	-16.67%	47	67%	70	57	22.81%	38	67%
Commercial Burglary	6	4	50.00%	4	8%	49	47	4.26%	6	13%
Residential Burglary	6	3	100.00%	4	15%	26	42	-38.10%	9	21%
Other Burglary	2	0	N.C.	0	0%	16	15	6.67%	2	13%
Auto Burglary	9	25	-64.00%	1	1%	87	142	-38.73%	5	4%
Grand Theft	37	9	311.11%	20	14%	145	97	49.48%	11	11%
Vehicle Theft	10	26	-61.54%	18	19%	97	131	-25.95%	28	21%
Arson	2	3	-33.33%	4	50%	8	12	-33.33%	1	8%
All Other Felonies	21	33	-36.36%	125	74%	168	180	-6.67%	133	74%
Total Felonies	112	126	-11.11%	241	34%	709	770	-7.92%	260	34%
Total Burglaries	23	32	-28.13%	9	5%	178	246	-27.64%	22	9%
Misdemeanor Offenses	Current Month	This Month Last Year	% Change Month/Month 2021 - 2020	2021 Cleared Offenses YTD	2021 Clearance RATE YTD	2021 Offenses YTD	2020 Offenses YTD	% Change YTD/YTD 2021 - 2020	2020 Cleared Offenses YTD	2020 Clearance RATE YTD
Misdemeanor Thefts	99	46	115.22%	83	16%	509	363	40.22%	83	23%
All Other Misdemeanors	155	176	-11.93%	711	71%	1008	965	4.46%	657	68%
Total Misdemeanors	254	222	14.41%	794	52%	1517	1328	14.23%	740	56%
Miscellaneous Offenses	Current Month	This Month Last Year	% Change Month/Month 2021 - 2020	2021 Cleared Offenses YTD	2021 Clearance RATE YTD	2021 Offenses YTD	2020 Offenses YTD	% Change YTD/YTD 2021 - 2020	2020 Cleared Offenses YTD	2020 Clearance RATE YTD
Total Narcotic Offenses	8	13	-38.46%	77	91%	85	74	14.86%	69	93%
Total Alcohol Offenses	25	16	56.25%	156	100%	156	103	51.46%	103	100%
Total Domestic Violence	29	24	20.83%	147	83%	178	133	33.83%	121	91%
Total Fraud/Forgery	30	20	50.00%	7	6%	120	140	-14.29%	9	6%
Total Vehicle Abatements	0	0	N/C	0	N/C	0	0	N/C	1	N/C
	92	73	26.03%	387	72%	539	450	19.78%	303	67%
*N.C. - not calculable	*N/C - no change									
Chief _____										
						0				

MANTECA POLICE DEPARTMENT
MONTHLY CRIME STATISTICS REPORT
JUNE 2021

Non-Criminal Reports & Services	Current Month	2021 YTD	2020 YTD	% Change YTD/YTD 2021 - 2020
Non-Criminal Reports	126	752	785	-4.20%
Service Requests	3849	22705	22134	2.58%
Written Reports	460	2847	2829	0.64%
Criminal Complaint Requests	176	998	919	8.60%
Warrants Served	56	401	345	16.23%

Property Value	Current Month	2021 YTD	2020 YTD	% Change YTD/YTD 2021 - 2020
Property Stolen	\$239,273.00	\$1,720,973.00	\$2,444,825.00	-29.61%
Property Recovered	\$95,547.00	\$793,311.00	\$1,292,959.00	-38.64%
% Property Value Recovered	39.93%	46.10%	52.89%	-12.84%

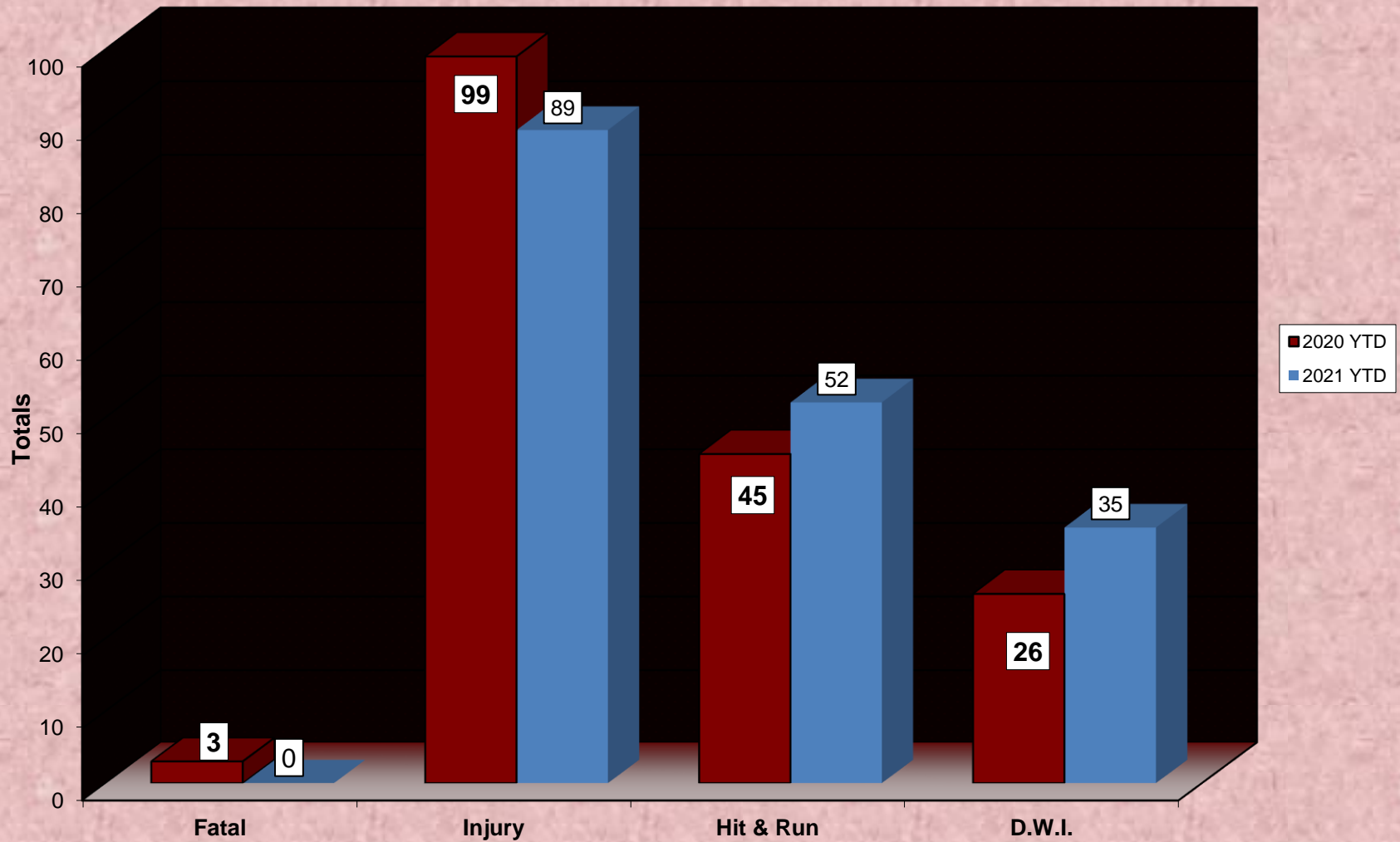
Accidents	Current Month	2021 YTD	2020 YTD	% Change YTD/YTD 2021 - 2020
Total Accidents	101	535	447	19.69%
Property Damage Only	86	447	345	29.57%
Fatal	0	0	3	-100.00%
Injury	15	89	99	-10.10%
Hit & Run	9	52	45	15.56%
D.W.I.	6	35	26	34.62%

Arrests	Current Month	2021 YTD	2020 YTD	% Change YTD/YTD 2021 - 2020
Adult Arrests	136	840	752	11.70%
Juvenile Arrests	6	19	28	-32.14%
Total Arrests	142	859	780	10.13%

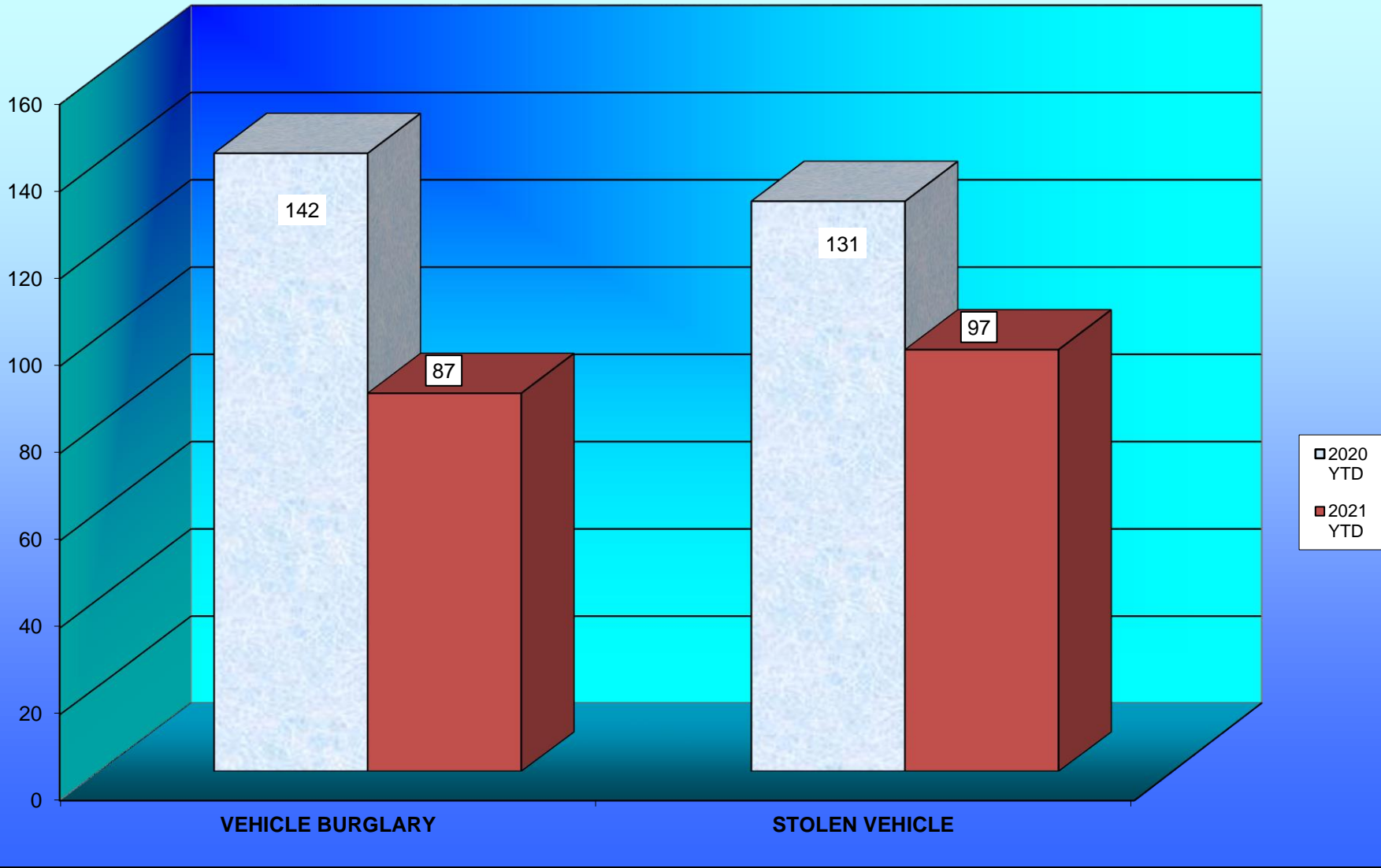
Citations	Current Month	2021 YTD	2020 YTD	% Change YTD/YTD 2021 - 2020
Total Citation Violations	273	2,018	2,365	-14.67%
D.W.I Violations	8	38	15	153.33%
Moving Violations	176	1,166	1,106	5.42%
Non-Moving Violations	27	371	637	-41.76%
Child Restraint Violations	0	1	5	-80.00%
Seat Belt Violations	2	7	18	-61.11%
All Other Violations	56	414	595	-30.42%
Parking Violations	147	716	260	175.38%

Department Actions	Current Month	2021 YTD	2020 YTD	% Change YTD/YTD 2021 - 2020
Pursuits	4	23	15	53.33%
Use of Force	5	9	4	125.00%

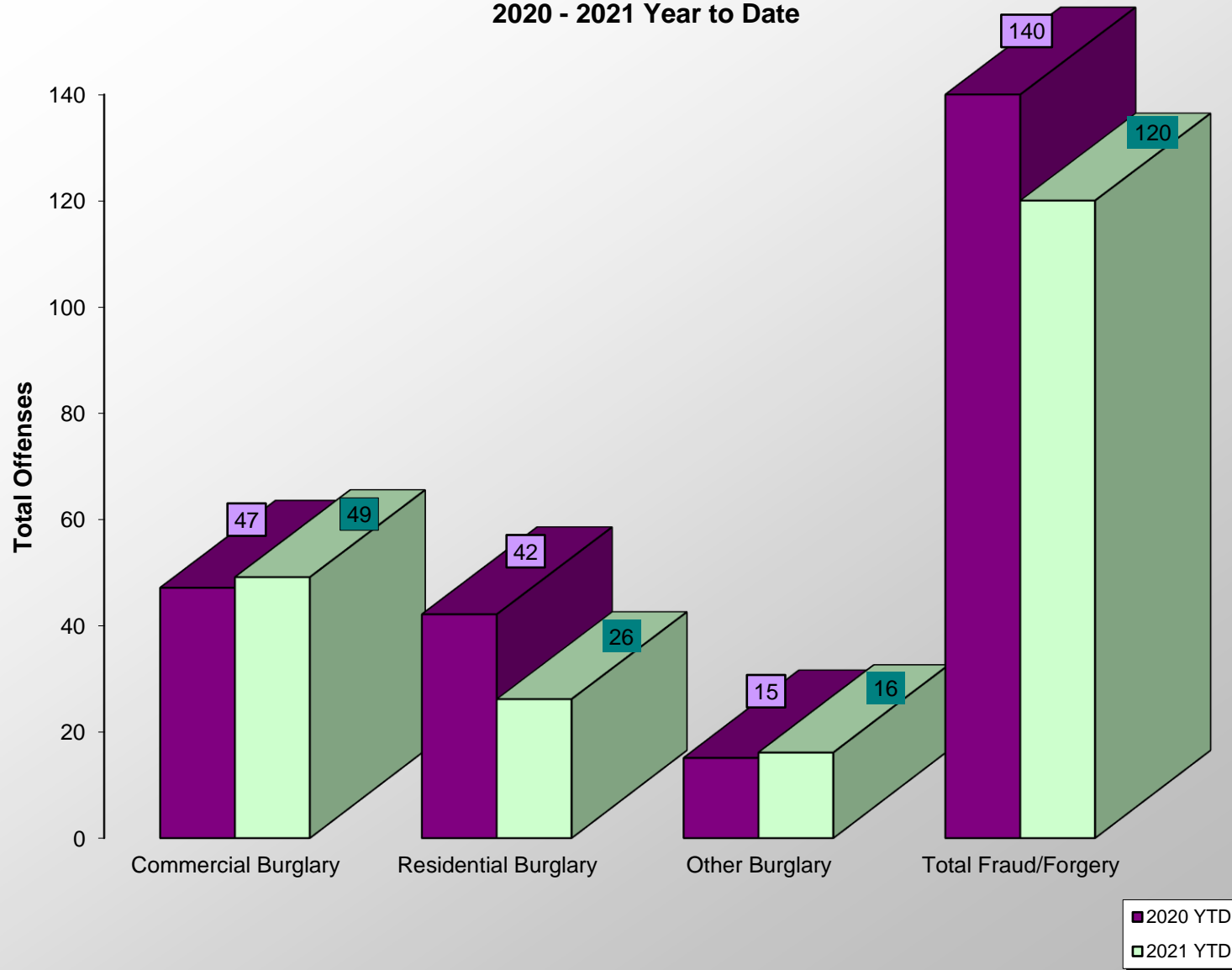
ACCIDENT COMPARISON 2020 - 2021 Year to Date



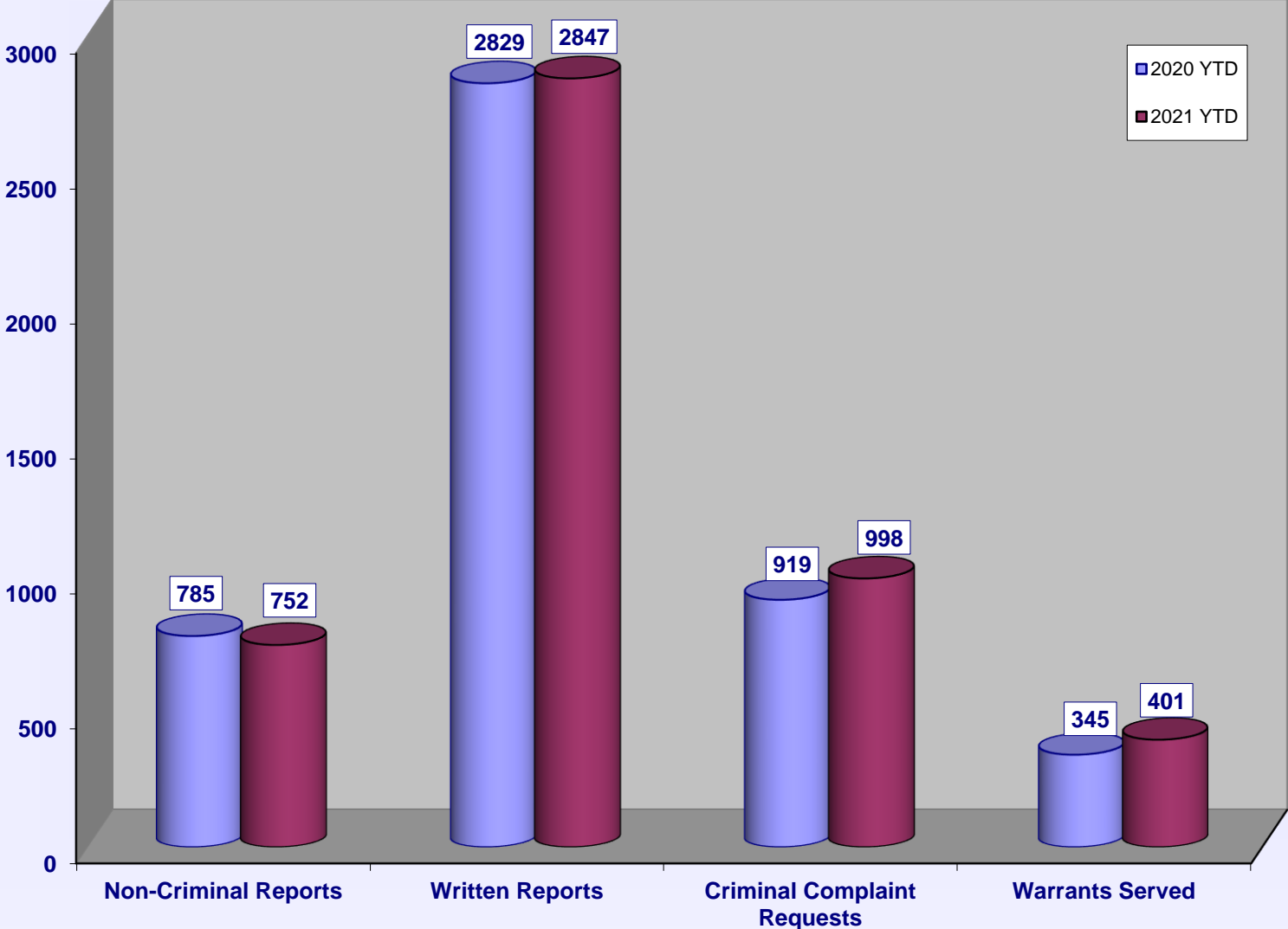
VEHICLE THEFTS 2020 - 2021



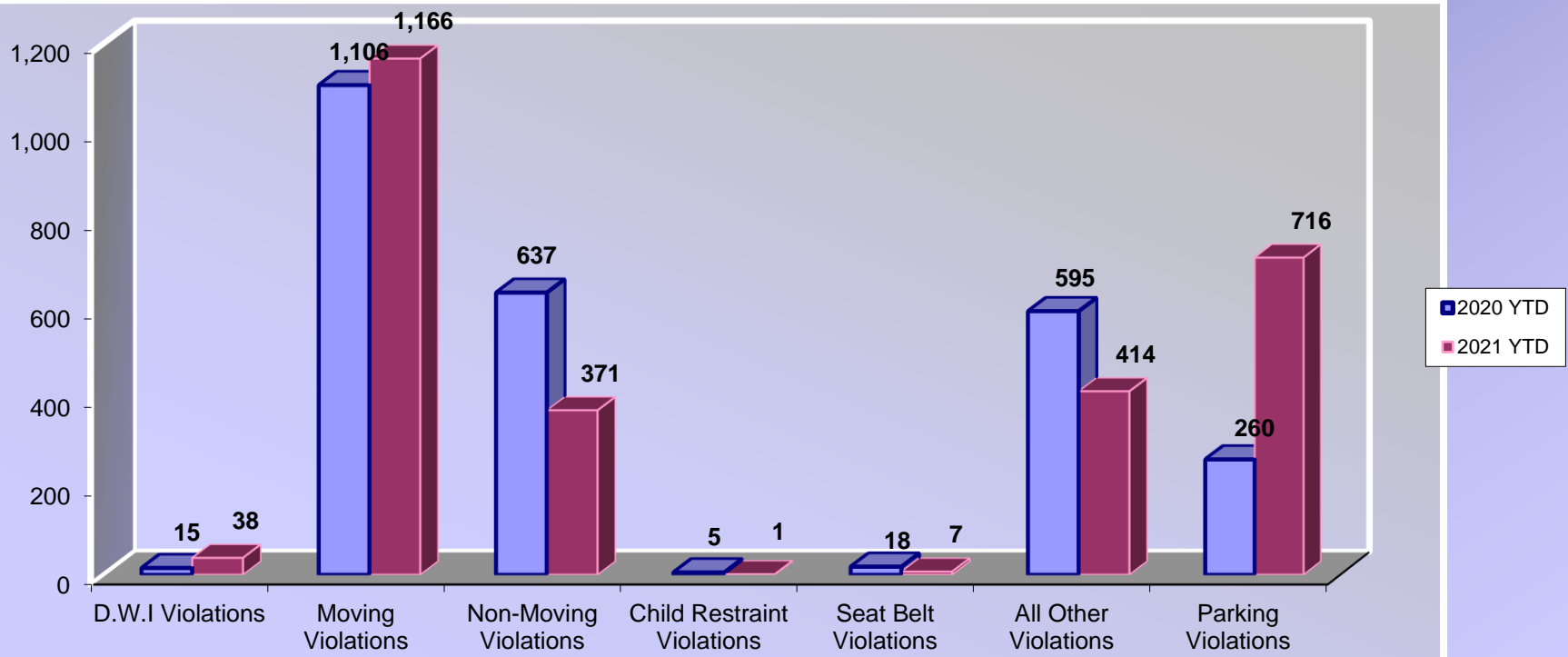
BURGLARIES 2020 - 2021 Year to Date



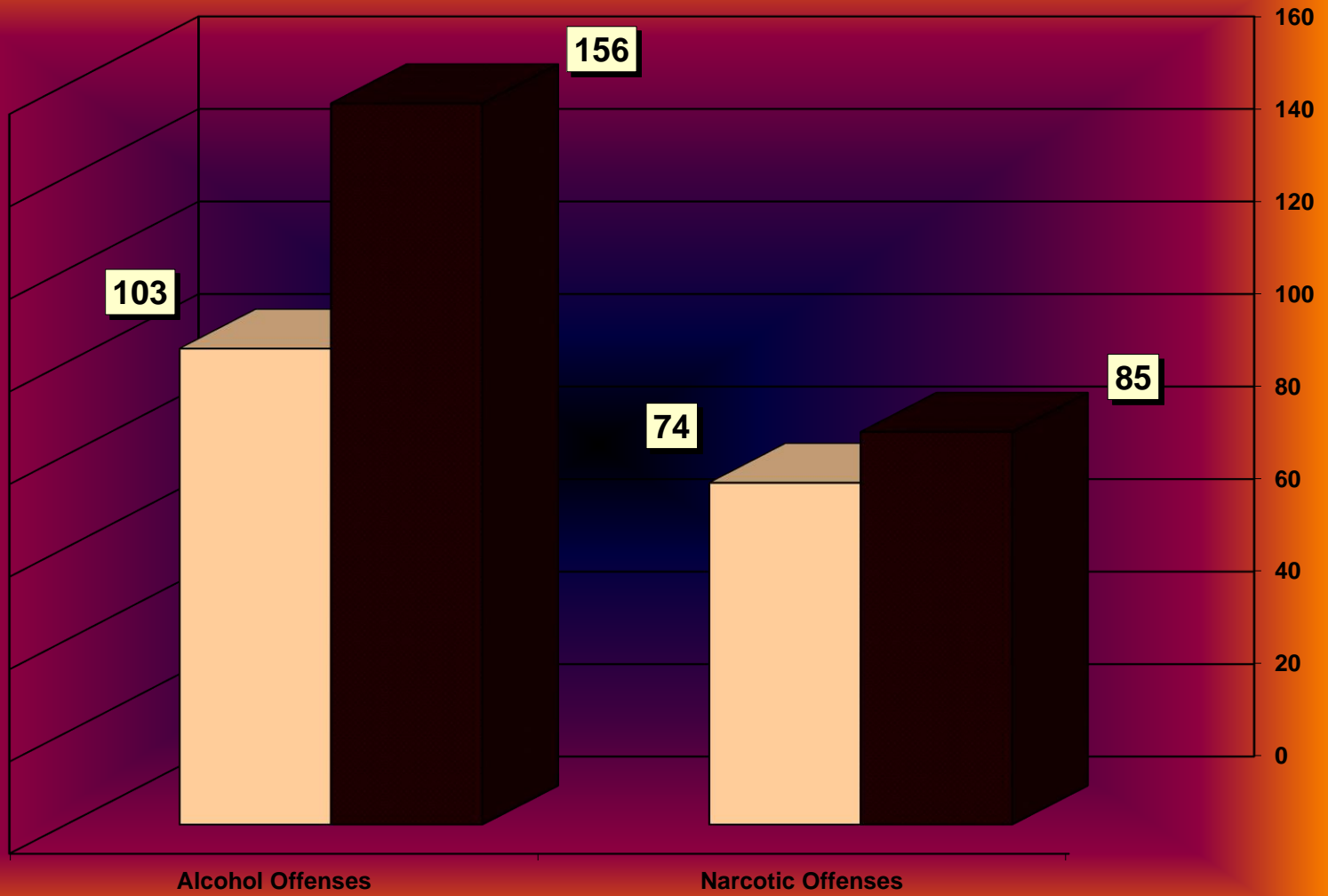
SERVICE & NON-SERVICE REQUESTS 2020 - 2021



TRAFFIC CITATIONS 2020-2021



NARCOTIC / ALCOHOL OFFENSES 2020 - 2021



■ 2021 YTD
□ 2020 YTD

Department Actions

