

MANTECA POLICE DEPARTMENT
MONTHLY CRIME STATISTICS REPORT
JULY 2021

Part One Crime Offenses	Current Month	This Month Last Year	% Change Month/Month 2021- 2020	2021 Cleared Offenses YTD	2021 Clearance RATE YTD	2021 Offenses YTD	2020 Offenses YTD	% Change YTD/YTD 2021 - 2020	2020 Cleared Offenses YTD	2020 Clearance RATE YTD
Homicide	0	1	-100.00%	0	0%	1	2	-50.00%	1	50%
Rape/Unlawful Interc	2	1	100.00%	7	44%	16	12	33.33%	6	50%
Robbery	5	6	-16.67%	15	45%	33	41	-19.51%	26	63%
Aggravated Assault	14	8	75.00%	56	67%	84	65	29.23%	48	74%
Commercial Burglary	10	4	150.00%	5	8%	59	51	15.69%	7	14%
Residential Burglary	4	6	-33.33%	5	17%	30	48	-37.50%	11	23%
Other Burglary	3	1	200.00%	0	0%	19	16	18.75%	2	13%
Auto Burglary	16	18	-11.11%	1	1%	103	160	-35.63%	9	6%
Grand Theft	39	21	85.71%	21	11%	184	118	55.93%	15	13%
Vehicle Theft	21	26	-19.23%	24	20%	118	157	-24.84%	34	22%
Arson	0	4	-100.00%	4	50%	8	16	-50.00%	1	6%
All Other Felonies	28	43	-34.88%	140	71%	196	223	-12.11%	169	76%
Total Felonies	142	139	2.16%	278	33%	851	909	-6.38%	329	36%
Total Burglaries	33	29	13.79%	11	5%	211	275	-23.27%	29	11%
Misdemeanor Offenses	Current Month	This Month Last Year	% Change Month/Month 2021 - 2020	2021 Cleared Offenses YTD	2021 Clearance RATE YTD	2021 Offenses YTD	2020 Offenses YTD	% Change YTD/YTD 2021 - 2020	2020 Cleared Offenses YTD	2020 Clearance RATE YTD
Misdemeanor Thefts	91	60	51.67%	90	15%	600	423	41.84%	91	22%
All Other Misdemeanors	226	155	45.81%	866	70%	1234	1120	10.18%	766	68%
Total Misdemeanors	317	215	47.44%	956	52%	1834	1543	18.86%	857	56%
Miscellaneous Offenses	Current Month	This Month Last Year	% Change Month/Month 2021 - 2020	2021 Cleared Offenses YTD	2021 Clearance RATE YTD	2021 Offenses YTD	2020 Offenses YTD	% Change YTD/YTD 2021 - 2020	2020 Cleared Offenses YTD	2020 Clearance RATE YTD
Total Narcotic Offenses	8	21	-61.90%	84	90%	93	95	-2.11%	89	94%
Total Alcohol Offenses	30	17	76.47%	186	100%	186	120	55.00%	120	100%
Total Domestic Violence	35	28	25.00%	171	80%	213	161	32.30%	148	92%
Total Fraud/Forgery	31	18	72.22%	11	7%	151	158	-4.43%	16	10%
Total Vehicle Abatements	0	0	N/C	0	N/C	0	0	N/C	1	N/C
	104	84	23.81%	452	70%	643	534	20.41%	374	70%
*N.C. - not calculable	*N/C - no change									
Chief _____										
						0				

MANTECA POLICE DEPARTMENT
MONTHLY CRIME STATISTICS REPORT
JULY 2021

Non-Criminal Reports & Services	Current Month	2021 YTD	2020 YTD	% Change YTD/YTD 2021 - 2020
Non-Criminal Reports	153	905	914	-0.98%
Service Requests	4187	26892	25763	4.38%
Written Reports	573	3420	3296	3.76%
Criminal Complaint Requests	179	1177	1093	7.69%
Warrants Served	77	478	397	20.40%

Property Value	Current Month	2021 YTD	2020 YTD	% Change YTD/YTD 2021 - 2020
Property Stolen	\$370,652.00	\$2,091,625.00	\$3,201,131.00	-34.66%
Property Recovered	\$177,229.00	\$970,540.00	\$1,603,163.00	-39.46%
% Property Value Recovered	47.82%	46.40%	50.08%	-7.35%

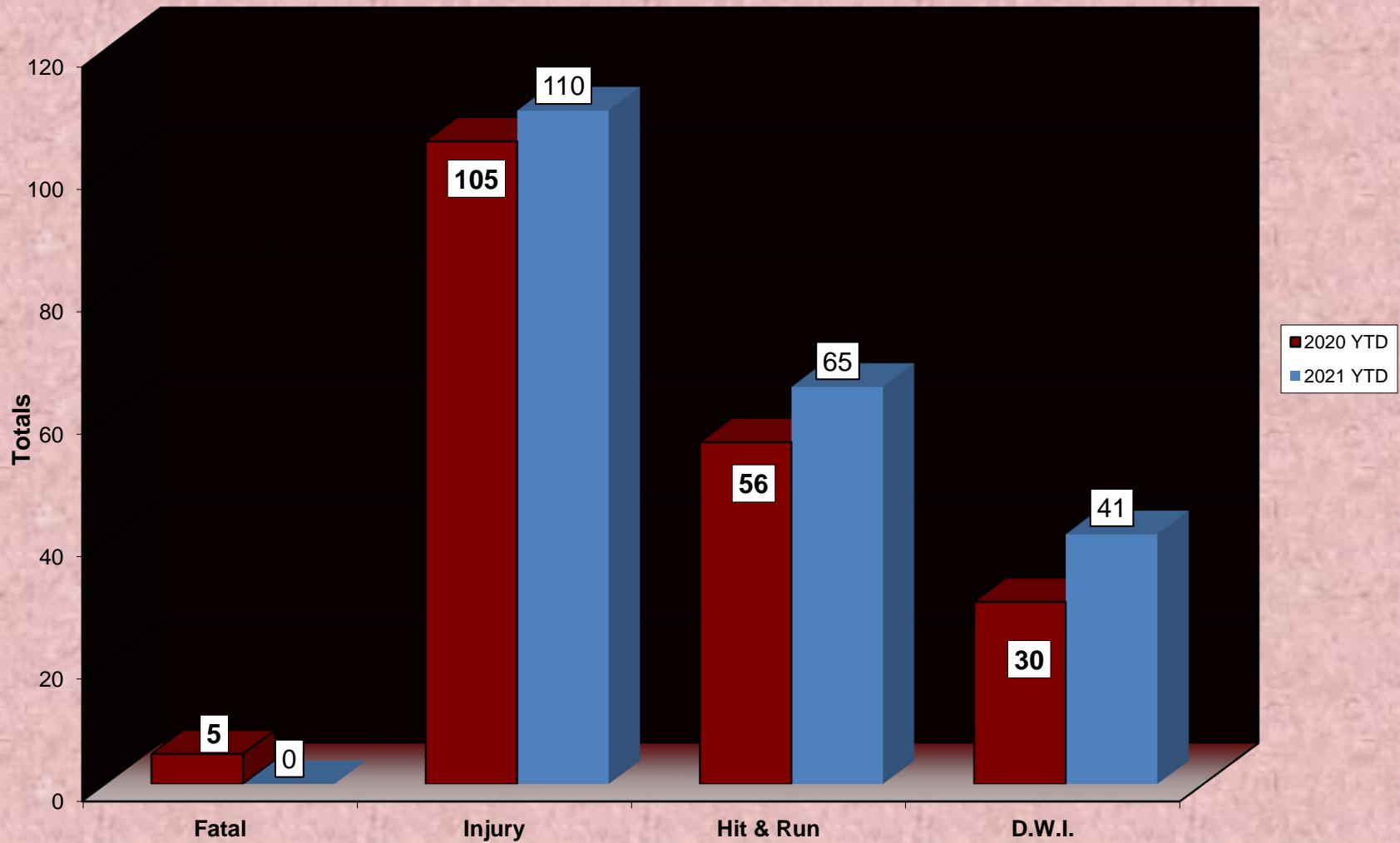
Accidents	Current Month	2021 YTD	2020 YTD	% Change YTD/YTD 2021 - 2020
Total Accidents	112	647	520	24.42%
Property Damage Only	84	531	410	29.51%
Fatal	0	0	5	-100.00%
Injury	21	110	105	4.76%
Hit & Run	13	65	56	16.07%
D.W.I.	6	41	30	36.67%

Arrests	Current Month	2021 YTD	2020 YTD	% Change YTD/YTD 2021 - 2020
Adult Arrests	157	997	892	11.77%
Juvenile Arrests	2	21	32	-34.38%
Total Arrests	159	1018	924	10.17%

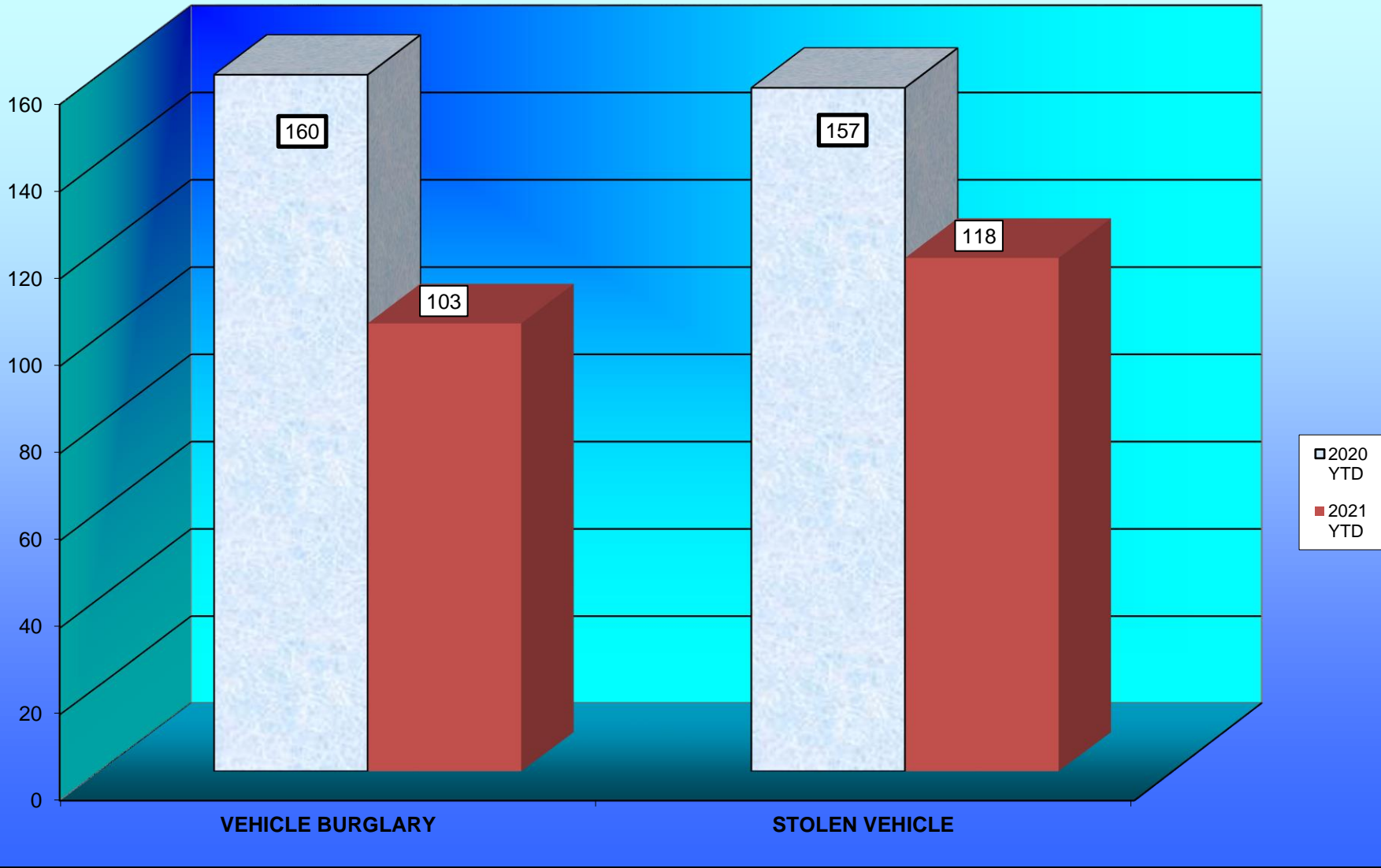
Citations	Current Month	2021 YTD	2020 YTD	% Change YTD/YTD 2021 - 2020
Total Citation Violations	270	2,288	2,721	-15.91%
D.W.I Violations	8	46	17	170.59%
Moving Violations	166	1,332	1,292	3.10%
Non-Moving Violations	48	419	700	-40.14%
Child Restraint Violations	0	1	5	-80.00%
Seat Belt Violations	1	8	19	-57.89%
All Other Violations	42	456	698	-34.67%
Parking Violations	137	853	293	191.13%

Department Actions	Current Month	2021 YTD	2020 YTD	% Change YTD/YTD 2021 - 2020
Pursuits	4	27	20	35.00%
Use of Force	4	13	8	62.50%

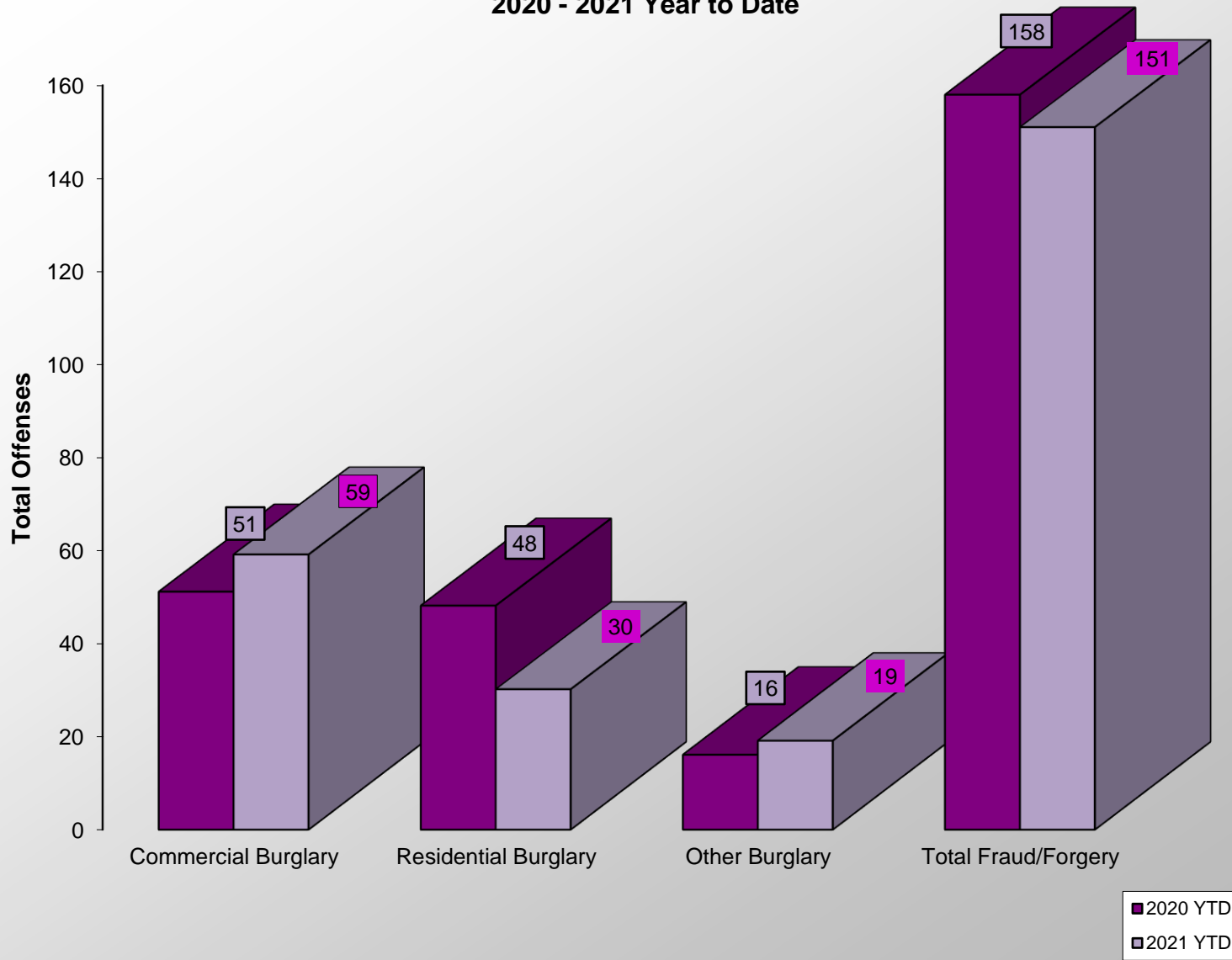
ACCIDENT COMPARISON 2020 - 2021 Year to Date



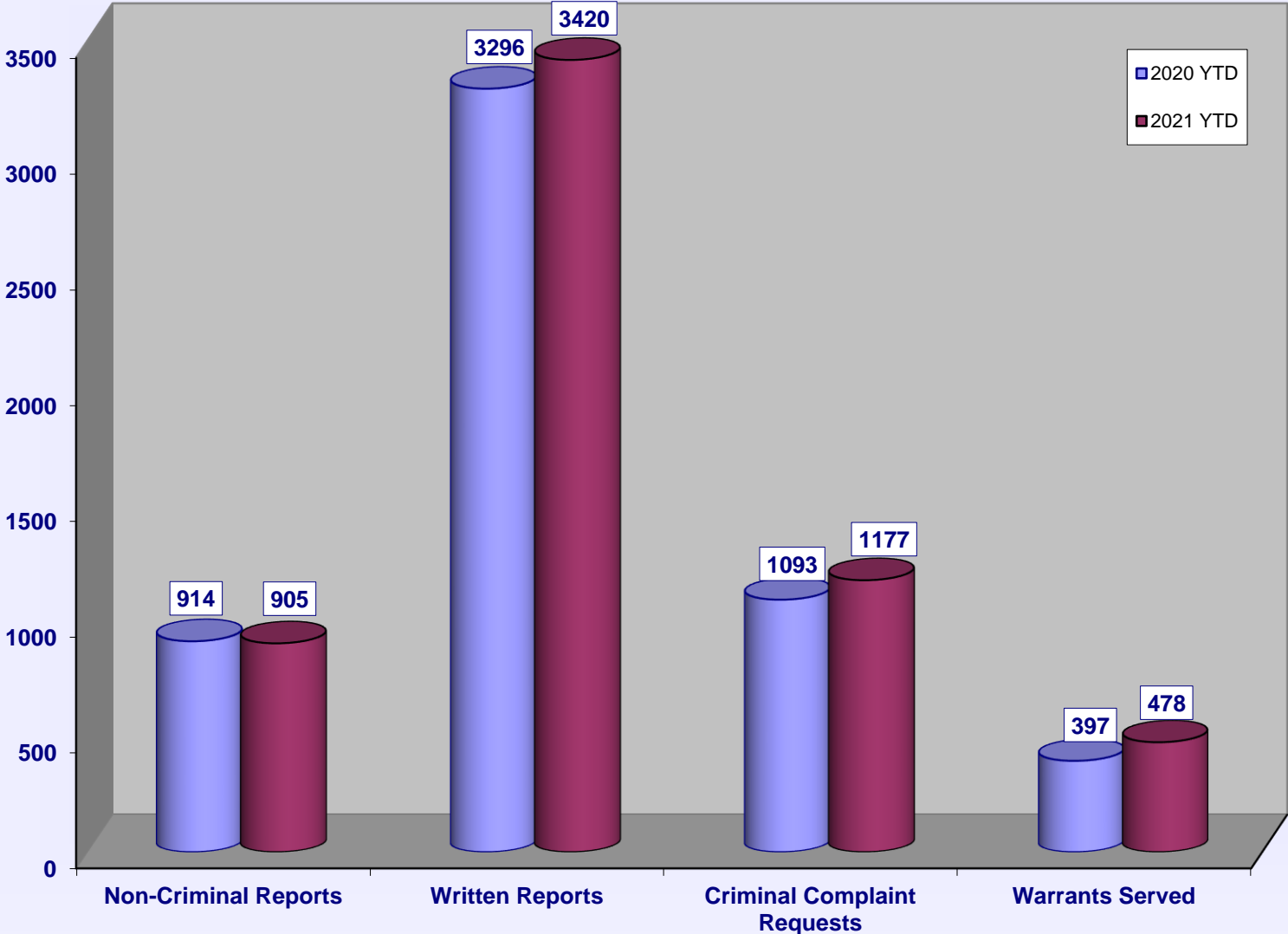
VEHICLE THEFTS 2020 - 2021



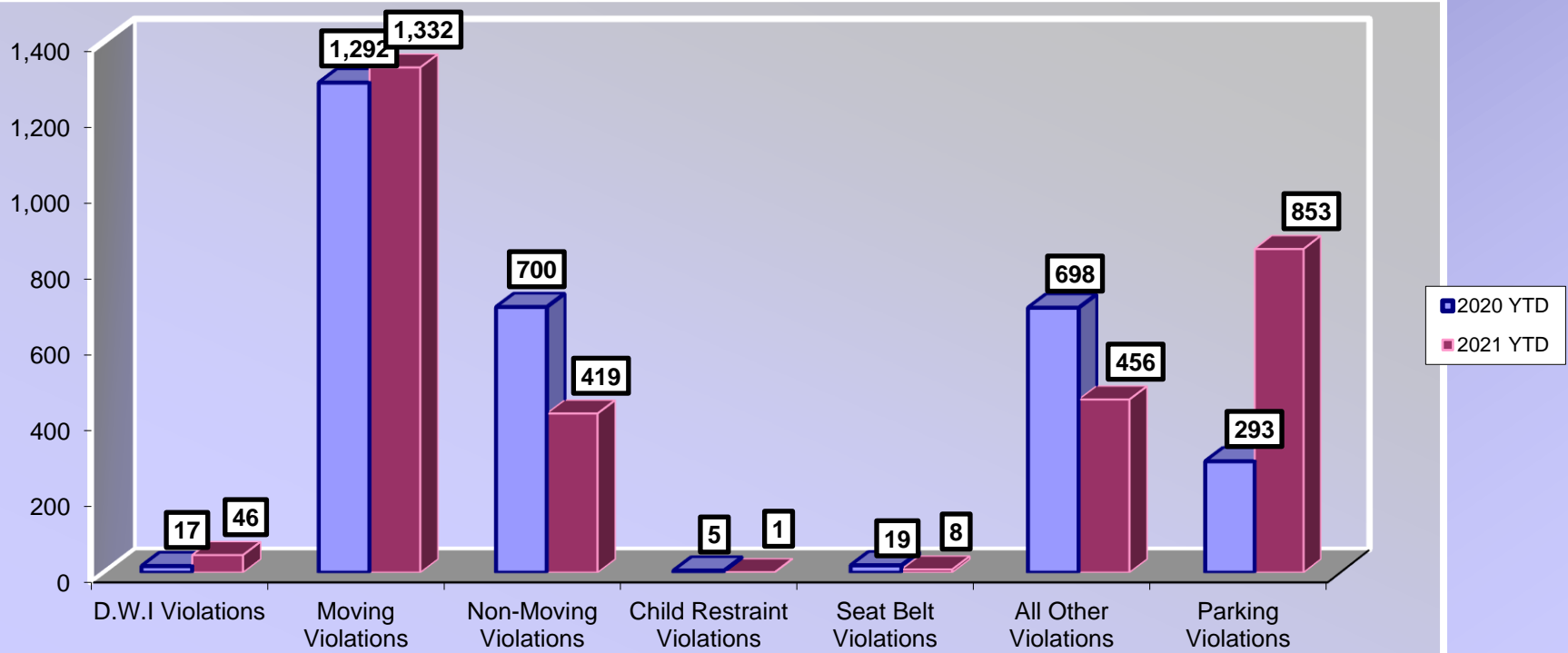
BURGLARIES 2020 - 2021 Year to Date



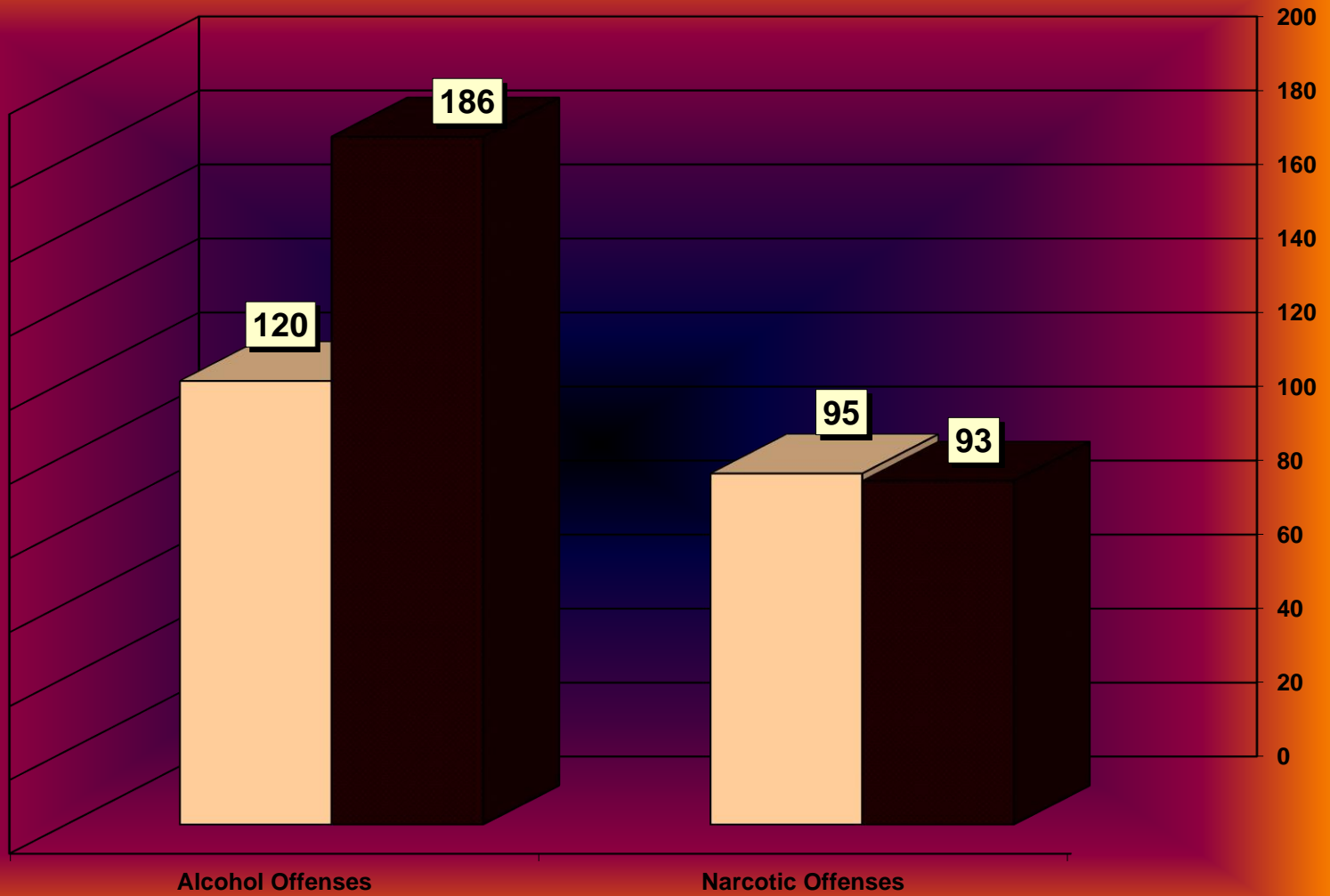
SERVICE & NON-SERVICE REQUESTS 2020 - 2021



TRAFFIC CITATIONS 2020-2021



NARCOTIC / ALCOHOL OFFENSES 2020 - 2021



■ 2021 YTD
□ 2020 YTD

Department Actions

