

MANTECA POLICE DEPARTMENT  
MONTHLY CRIME STATISTICS REPORT  
AUGUST 2021

Part One Crime Offenses	Current Month	This Month Last Year	% Change Month/Month 2021- 2020	2021 Cleared Offenses YTD	2021 Clearance RATE YTD	2021 Offenses YTD	2020 Offenses YTD	% Change YTD/YTD 2021 - 2020	2020 Cleared Offenses YTD	2020 Clearance RATE YTD
Homicide	0	0	N/C	0	0%	1	2	-50.00%	1	50%
Rape/Unlawful Interc	4	2	100.00%	8	40%	20	14	42.86%	10	71%
Robbery	5	4	25.00%	17	45%	38	45	-15.56%	27	60%
Aggravated Assault	12	7	71.43%	63	66%	96	72	33.33%	52	72%
Commercial Burglary	10	13	-23.08%	8	12%	69	64	7.81%	10	16%
Residential Burglary	4	6	-33.33%	6	18%	34	54	-37.04%	11	20%
Other Burglary	7	1	600.00%	2	8%	26	17	52.94%	2	12%
Auto Burglary	24	8	200.00%	2	2%	127	168	-24.40%	9	5%
Grand Theft	41	10	310.00%	24	11%	225	128	75.78%	15	12%
Vehicle Theft	23	19	21.05%	31	22%	141	176	-19.89%	37	21%
Arson	0	3	-100.00%	4	50%	8	19	-57.89%	2	11%
All Other Felonies	43	53	-18.87%	167	70%	239	276	-13.41%	199	72%
<b>Total Felonies</b>	<b>173</b>	<b>126</b>	<b>37.30%</b>	<b>332</b>	<b>32%</b>	<b>1024</b>	<b>1035</b>	<b>-1.06%</b>	<b>375</b>	<b>36%</b>
<b>Total Burglaries</b>	<b>45</b>	<b>28</b>	<b>60.71%</b>	<b>18</b>	<b>7%</b>	<b>256</b>	<b>303</b>	<b>-15.51%</b>	<b>32</b>	<b>11%</b>
Misdemeanor Offenses	Current Month	This Month Last Year	% Change Month/Month 2021 - 2020	2021 Cleared Offenses YTD	2021 Clearance RATE YTD	2021 Offenses YTD	2020 Offenses YTD	% Change YTD/YTD 2021 - 2020	2020 Cleared Offenses YTD	2020 Clearance RATE YTD
Misdemeanor Thefts	96	57	68.42%	103	15%	696	480	45.00%	98	20%
All Other Misdemeanors	157	169	-7.10%	983	71%	1391	1289	7.91%	870	67%
<b>Total Misdemeanors</b>	<b>253</b>	<b>226</b>	<b>11.95%</b>	<b>1086</b>	<b>52%</b>	<b>2087</b>	<b>1769</b>	<b>17.98%</b>	<b>968</b>	<b>55%</b>
Miscellaneous Offenses	Current Month	This Month Last Year	% Change Month/Month 2021 - 2020	2021 Cleared Offenses YTD	2021 Clearance RATE YTD	2021 Offenses YTD	2020 Offenses YTD	% Change YTD/YTD 2021 - 2020	2020 Cleared Offenses YTD	2020 Clearance RATE YTD
Total Narcotic Offenses	21	25	-16.00%	103	90%	114	120	-5.00%	112	93%
Total Alcohol Offenses	21	14	50.00%	207	100%	207	134	54.48%	132	99%
Total Domestic Violence	28	22	27.27%	200	83%	241	183	31.69%	162	89%
Total Fraud/Forgery	22	19	15.79%	11	6%	173	177	-2.26%	16	9%
Total Vehicle Abatements	0	0	N/C	0	N/C	0	0	N/C	1	N.C
	<b>92</b>	<b>80</b>	<b>15.00%</b>	<b>521</b>	<b>71%</b>	<b>735</b>	<b>614</b>	<b>19.71%</b>	<b>423</b>	<b>69%</b>
*N.C. - not calculable	*N/C - no change									
Chief _____										
						0				

MANTECA POLICE DEPARTMENT  
MONTHLY CRIME STATISTICS REPORT  
AUGUST 2021

Non-Criminal Reports & Services	Current Month	2021 YTD	2020 YTD	% Change YTD/YTD 2021 - 2020
Non-Criminal Reports	161	1056	1052	0.38%
Service Requests	4125	31017	29579	4.86%
Written Reports	537	3957	3777	4.77%
Criminal Complaint Requests	138	1315	1264	4.03%
Warrants Served	103	581	455	27.69%

Property Value	Current Month	2021 YTD	2020 YTD	% Change YTD/YTD 2021 - 2020
Property Stolen	\$834,442.00	\$2,926,067.00	\$3,484,464.00	-16.03%
Property Recovered	\$157,278.00	\$1,127,818.00	\$1,682,725.00	-32.98%
% Property Value Recovered	18.85%	38.54%	48.29%	-20.19%

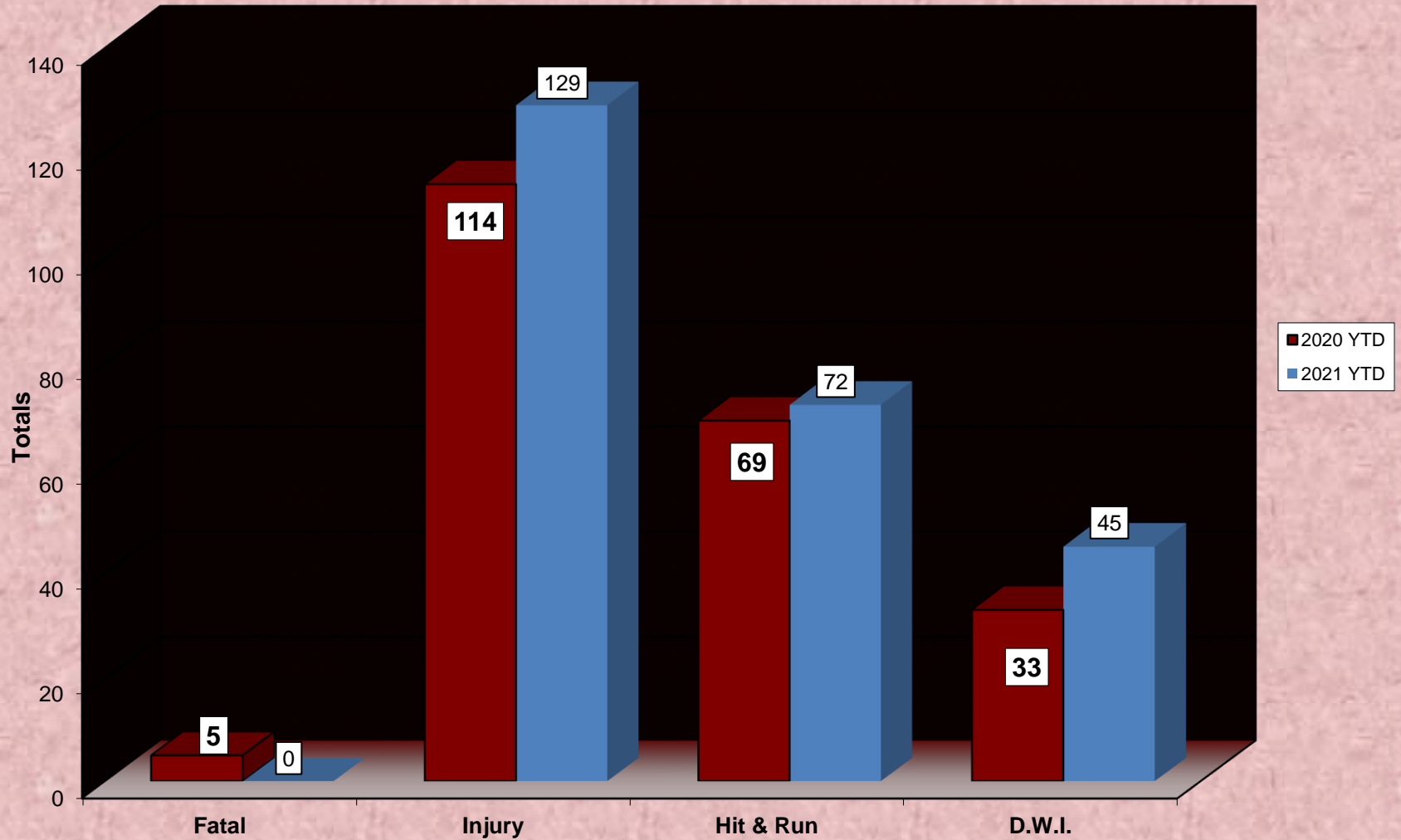
Accidents	Current Month	2021 YTD	2020 YTD	% Change YTD/YTD 2021 - 2020
Total Accidents	94	741	587	26.24%
Property Damage Only	75	606	468	29.49%
Fatal	0	0	5	-100.00%
Injury	19	129	114	13.16%
Hit & Run	7	72	69	4.35%
D.W.I.	4	45	33	36.36%

Arrests	Current Month	2021 YTD	2020 YTD	% Change YTD/YTD 2021 - 2020
Adult Arrests	165	1162	1022	13.70%
Juvenile Arrests	1	22	33	-33.33%
Total Arrests	166	1184	1055	12.23%

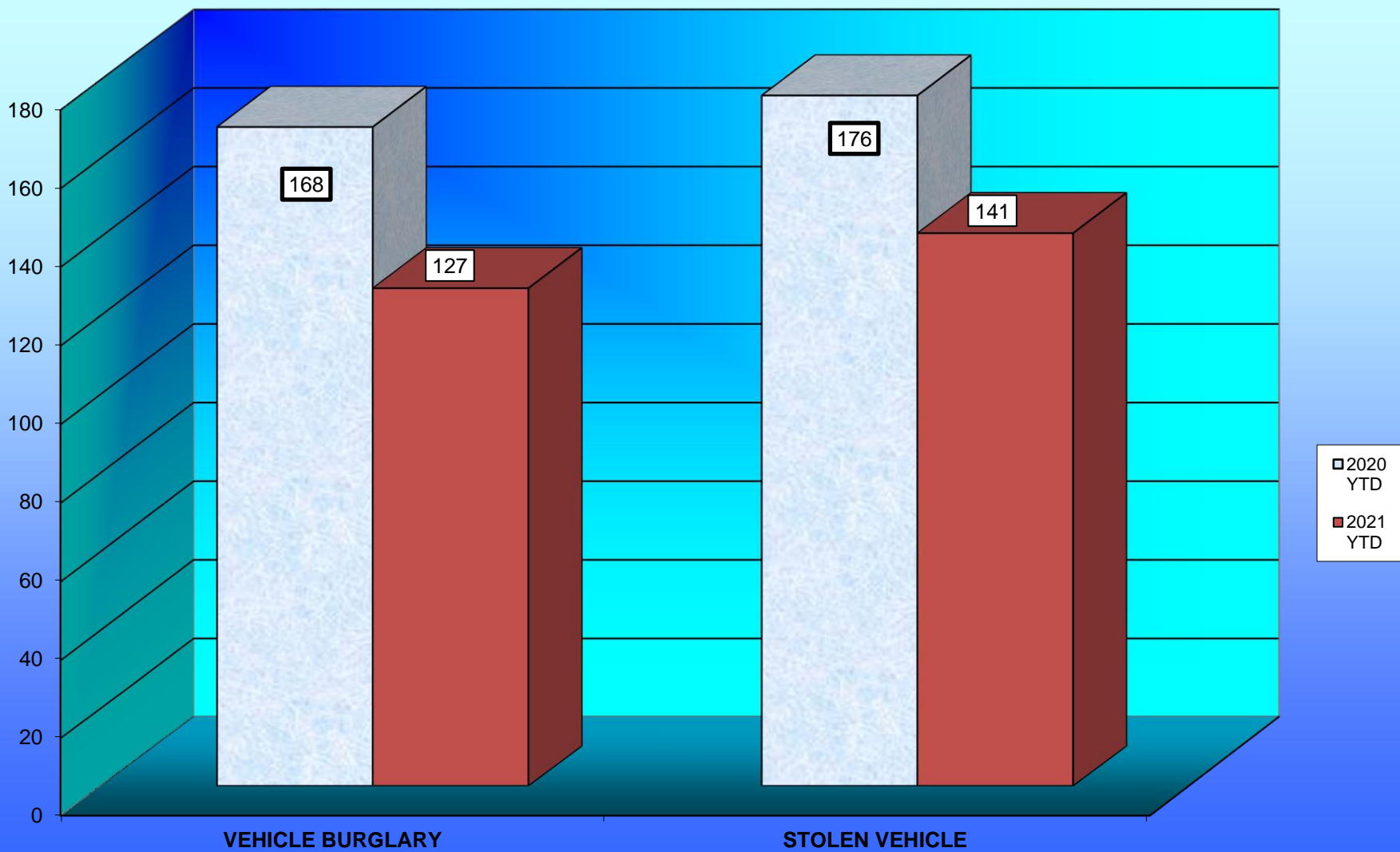
Citations	Current Month	2021 YTD	2020 YTD	% Change YTD/YTD 2021 - 2020
Total Citation Violations	240	2,528	3,176	-20.40%
D.W.I Violations	4	50	19	163.16%
Moving Violations	135	1,467	1,466	0.07%
Non-Moving Violations	49	468	808	-42.08%
Child Restraint Violations	0	1	5	-80.00%
Seat Belt Violations	2	10	20	-50.00%
All Other Violations	50	506	870	-41.84%
Parking Violations	155	1,008	372	170.97%

Department Actions	Current Month	2021 YTD	2020 YTD	% Change YTD/YTD 2021 - 2020
Pursuits	5	32	24	33.33%
Use of Force	5	18	10	80.00%

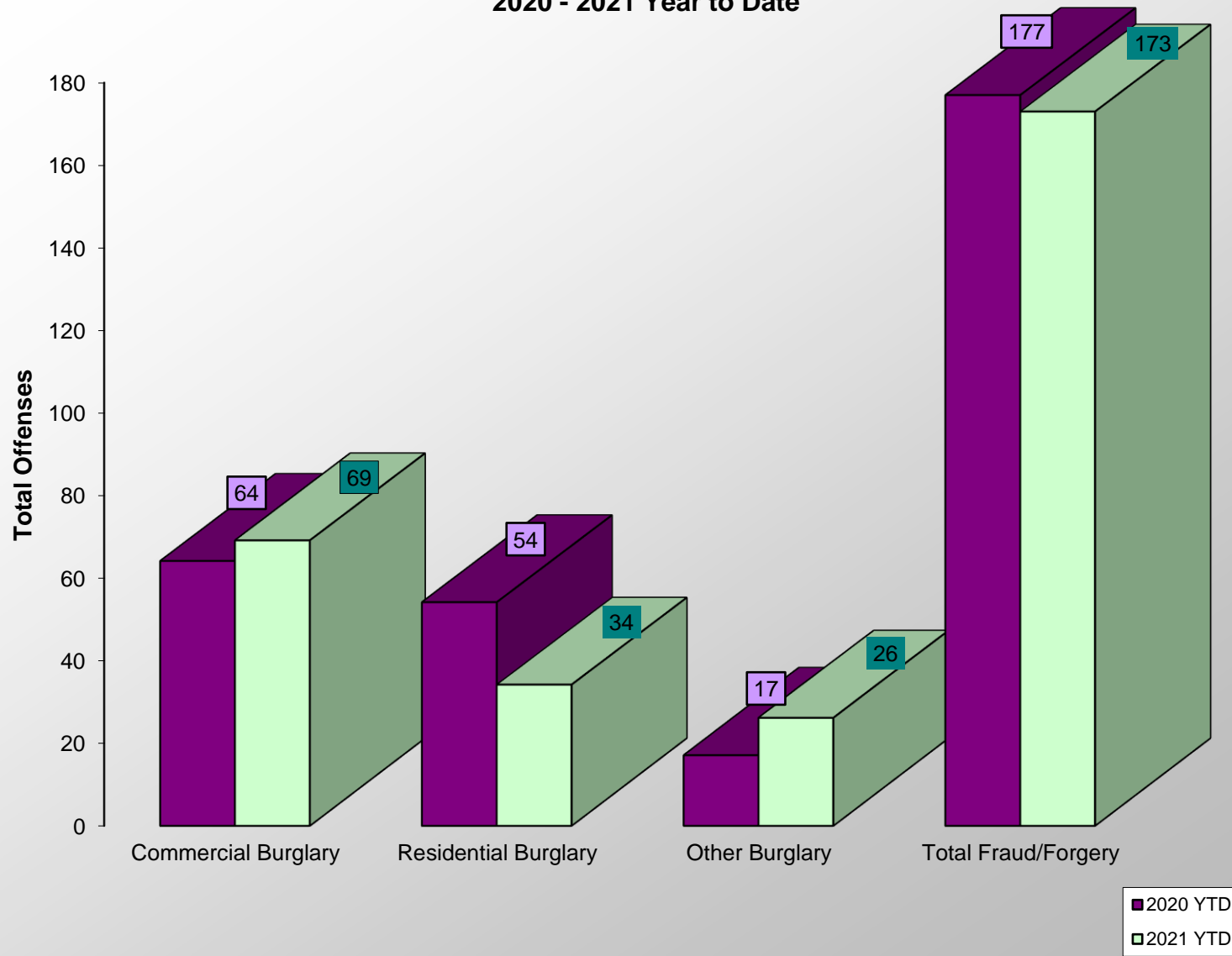
# ACCIDENT COMPARISON 2020 - 2021 Year to Date



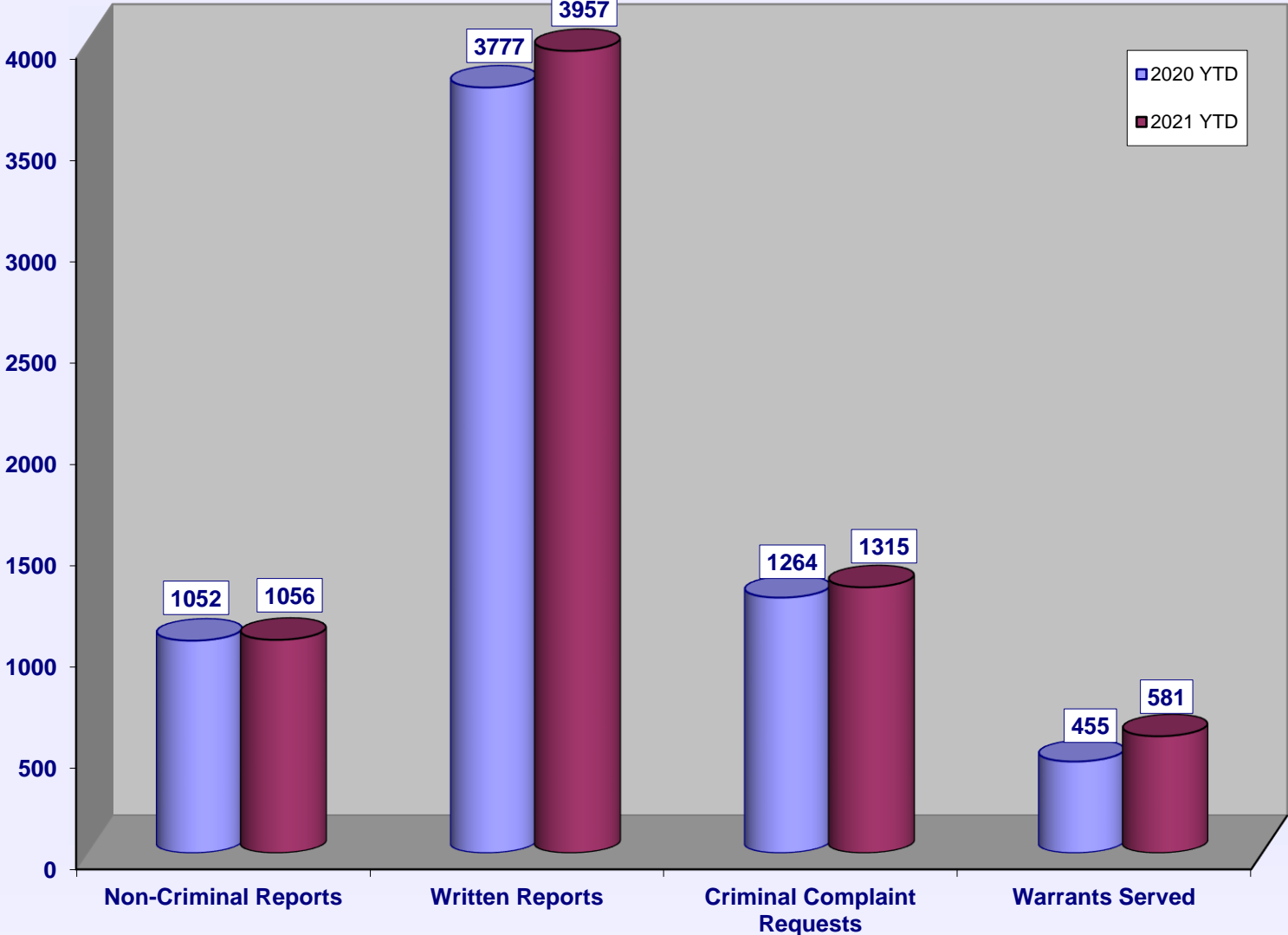
### VEHICLE THEFTS 2020 - 2021



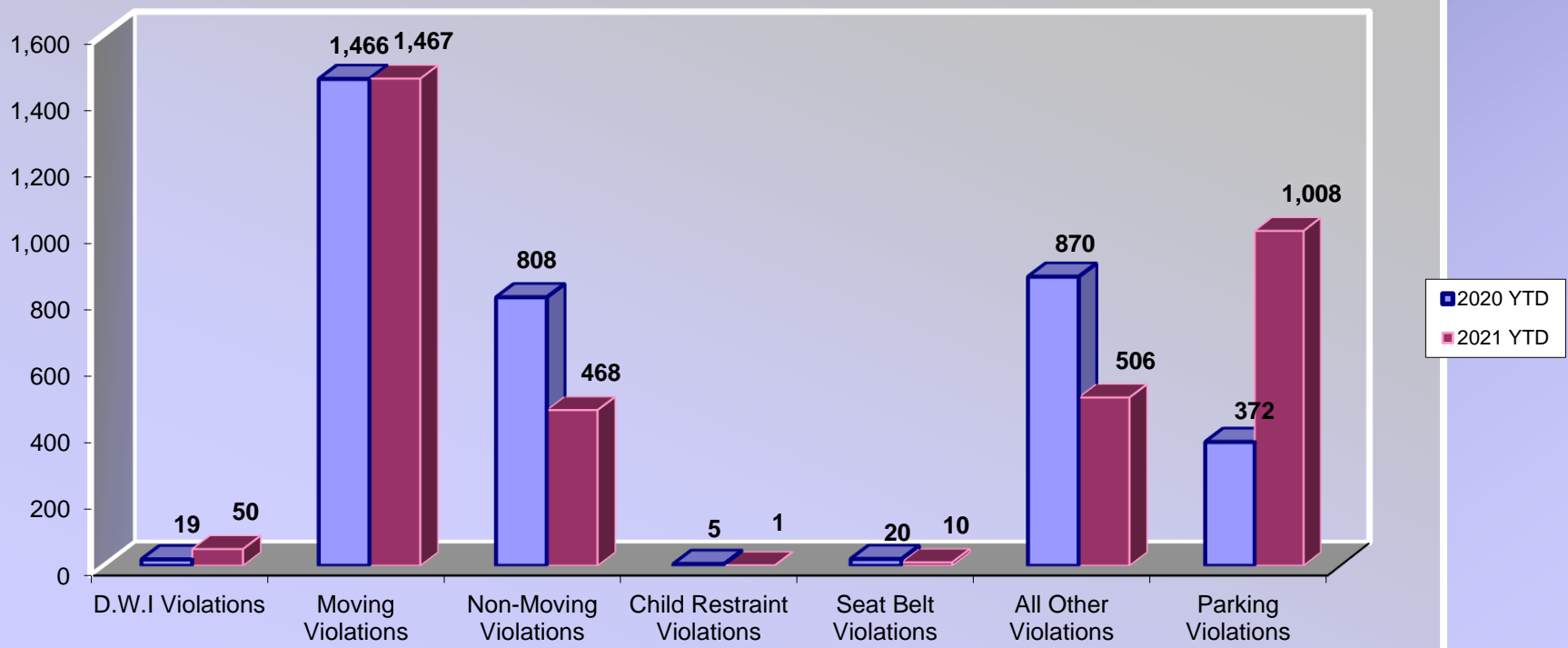
### BURGLARIES 2020 - 2021 Year to Date



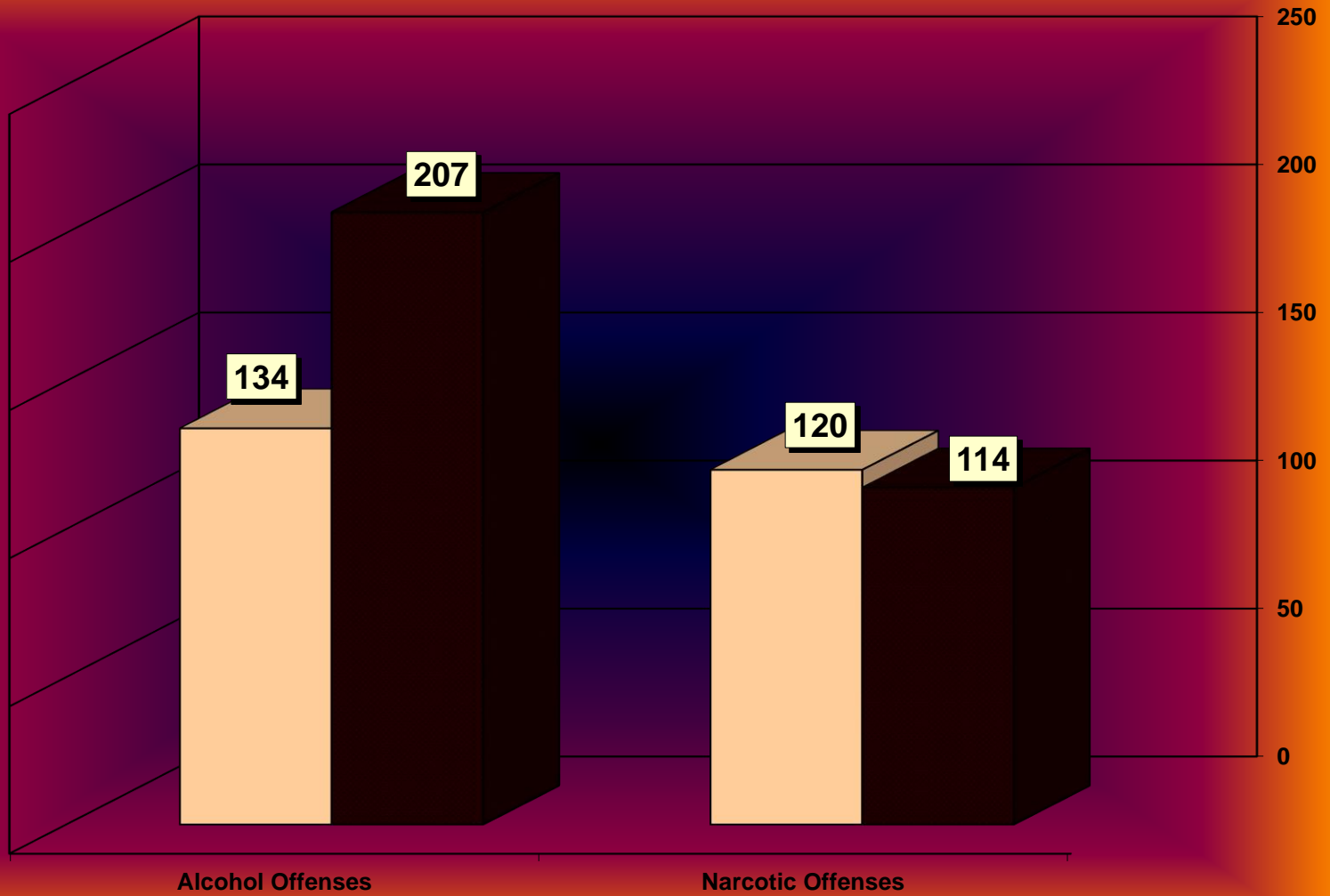
# SERVICE & NON-SERVICE REQUESTS 2020 - 2021



# TRAFFIC CITATIONS 2020-2021



# NARCOTIC / ALCOHOL OFFENSES 2020 - 2021



■ 2021 YTD  
□ 2020 YTD



## Department Actions

