

MANTECA POLICE DEPARTMENT
MONTHLY CRIME STATISTICS REPORT
SEPTEMBER 2021

Part One Crime Offenses	Current Month	This Month Last Year	% Change Month/Month 2021- 2020	2021 Cleared Offenses YTD	2021 Clearance RATE YTD	2021 Offenses YTD	2020 Offenses YTD	% Change YTD/YTD 2021 - 2020	2020 Cleared Offenses YTD	2020 Clearance RATE YTD
Homicide	0	0	N/C	0	0%	1	2	-50.00%	1	50%
Rape/Unlawful Interc	3	1	200.00%	9	39%	23	15	53.33%	10	67%
Robbery	2	4	-50.00%	19	48%	40	49	-18.37%	28	57%
Aggravated Assault	9	15	-40.00%	70	67%	105	87	20.69%	59	68%
Commercial Burglary	17	2	750.00%	10	12%	86	66	30.30%	11	17%
Residential Burglary	9	6	50.00%	6	14%	43	60	-28.33%	11	18%
Other Burglary	2	0	N.C.	2	7%	28	17	64.71%	3	18%
Auto Burglary	18	7	157.14%	3	2%	145	175	-17.14%	10	6%
Grand Theft	40	19	110.53%	26	10%	265	147	80.27%	21	14%
Vehicle Theft	18	17	5.88%	35	22%	159	193	-17.62%	41	21%
Arson	1	3	-66.67%	4	44%	9	22	-59.09%	2	9%
All Other Felonies	40	37	8.11%	190	68%	279	313	-10.86%	225	72%
Total Felonies	159	111	43.24%	374	32%	1183	1146	3.23%	422	37%
Total Burglaries	46	15	206.67%	21	7%	302	318	-5.03%	35	11%
Misdemeanor Offenses	Current Month	This Month Last Year	% Change Month/Month 2021 - 2020	2021 Cleared Offenses YTD	2021 Clearance RATE YTD	2021 Offenses YTD	2020 Offenses YTD	% Change YTD/YTD 2021 - 2020	2020 Cleared Offenses YTD	2020 Clearance RATE YTD
Misdemeanor Thefts	83	62	33.87%	107	14%	779	542	43.73%	108	20%
All Other Misdemeanors	212	188	12.77%	1114	69%	1603	1477	8.53%	1012	69%
Total Misdemeanors	295	250	18.00%	1221	51%	2382	2019	17.98%	1120	55%
Miscellaneous Offenses	Current Month	This Month Last Year	% Change Month/Month 2021 - 2020	2021 Cleared Offenses YTD	2021 Clearance RATE YTD	2021 Offenses YTD	2020 Offenses YTD	% Change YTD/YTD 2021 - 2020	2020 Cleared Offenses YTD	2020 Clearance RATE YTD
Total Narcotic Offenses	19	12	58.33%	118	89%	133	132	0.76%	123	93%
Total Alcohol Offenses	40	18	122.22%	247	100%	247	152	62.50%	148	97%
Total Domestic Violence	25	28	-10.71%	217	82%	266	211	26.07%	181	86%
Total Fraud/Forgery	20	18	11.11%	13	7%	193	195	-1.03%	19	10%
Total Vehicle Abatements	0	0	N/C	0	N/C	0	0	N/C	1	N/C
	104	76	36.84%	595	71%	839	690	21.59%	472	68%
*N.C. - not calculable	*N/C - no change									
Chief _____										
						0				

MANTECA POLICE DEPARTMENT
MONTHLY CRIME STATISTICS REPORT
SEPTEMBER 2021

Non-Criminal Reports & Services	Current Month	2021 YTD	2020 YTD	% Change YTD/YTD 2021 - 2020
Non-Criminal Reports	139	1195	1171	2.05%
Service Requests	4057	35074	33325	5.25%
Written Reports	560	4517	4240	6.53%
Criminal Complaint Requests	169	1484	1444	2.77%
Warrants Served	84	665	490	35.71%

Property Value	Current Month	2021 YTD	2020 YTD	% Change YTD/YTD 2021 - 2020
Property Stolen	\$546,349.00	\$3,472,416.00	\$3,760,930.00	-7.67%
Property Recovered	\$306,362.00	\$1,434,180.00	\$1,891,553.00	-24.18%
% Property Value Recovered	56.07%	41.30%	50.29%	-17.88%

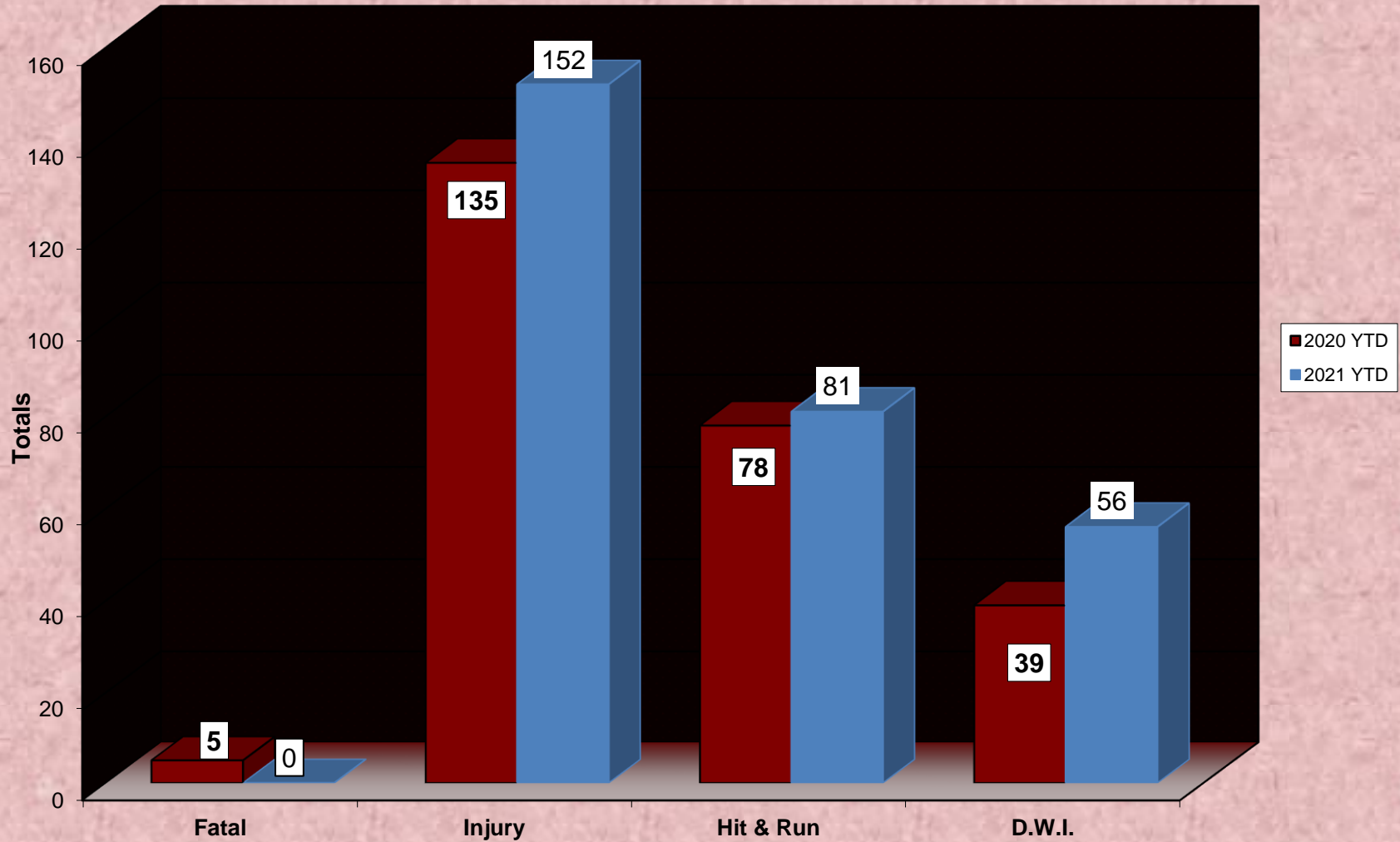
Accidents	Current Month	2021 YTD	2020 YTD	% Change YTD/YTD 2021 - 2020
Total Accidents	107	848	666	27.33%
Property Damage Only	80	686	526	30.42%
Fatal	0	0	5	-100.00%
Injury	23	152	135	12.59%
Hit & Run	9	81	78	3.85%
D.W.I.	11	56	39	43.59%

Arrests	Current Month	2021 YTD	2020 YTD	% Change YTD/YTD 2021 - 2020
Adult Arrests	146	1308	1148	13.94%
Juvenile Arrests	1	23	33	-30.30%
Total Arrests	147	1331	1181	12.70%

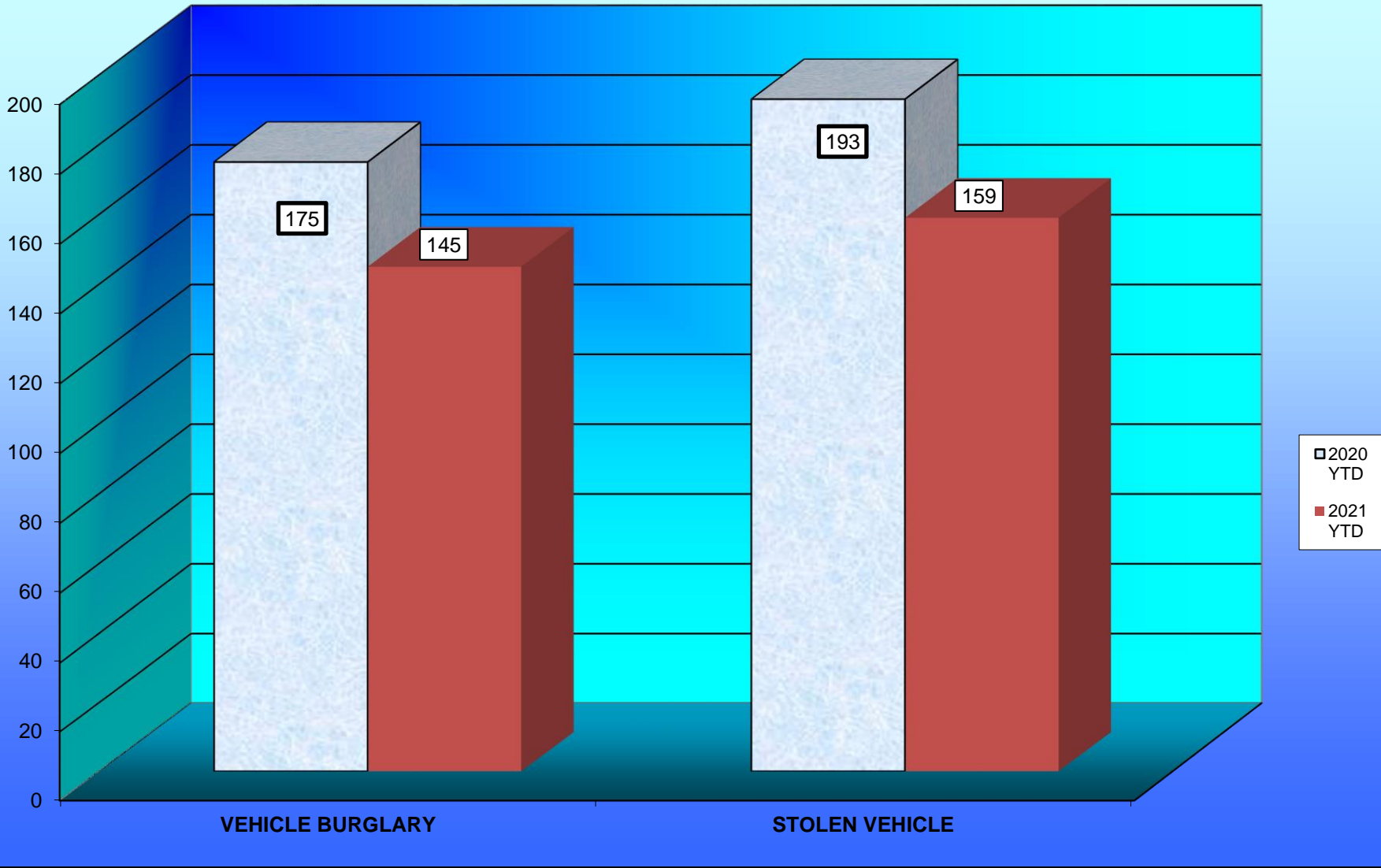
Citations	Current Month	2021 YTD	2020 YTD	% Change YTD/YTD 2021 - 2020
Total Citation Violations	329	2,857	3,821	-25.23%
D.W.I Violations	3	53	22	140.91%
Moving Violations	210	1,677	1,803	-6.99%
Non-Moving Violations	64	532	914	-41.79%
Child Restraint Violations	0	1	7	-85.71%
Seat Belt Violations	2	12	24	-50.00%
All Other Violations	49	555	989	-43.88%
Parking Violations	321	1,329	433	206.93%

Department Actions	Current Month	2021 YTD	2020 YTD	% Change YTD/YTD 2021 - 2020
Pursuits	3	35	26	34.62%
Use of Force	4	22	13	69.23%

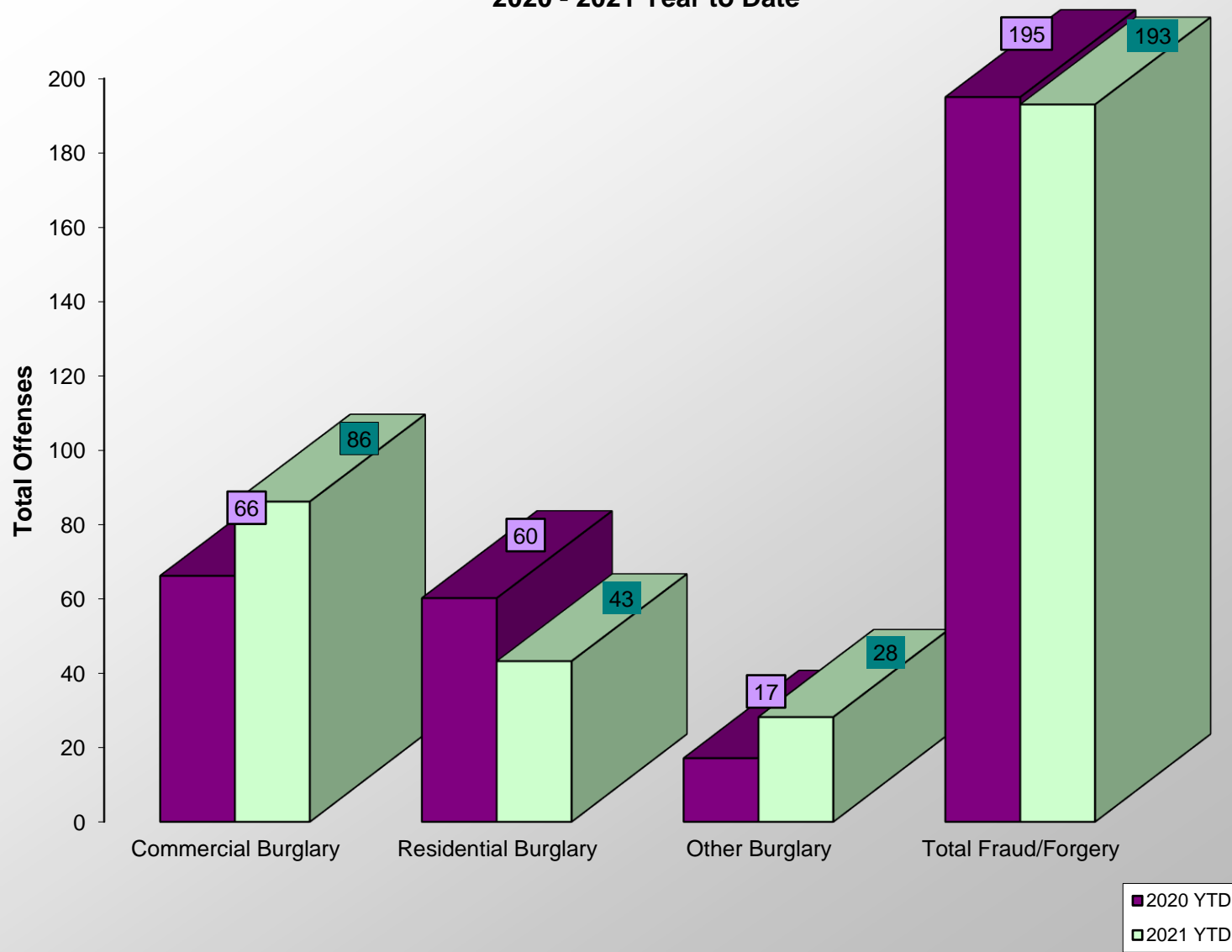
ACCIDENT COMPARISON 2020 - 2021 Year to Date



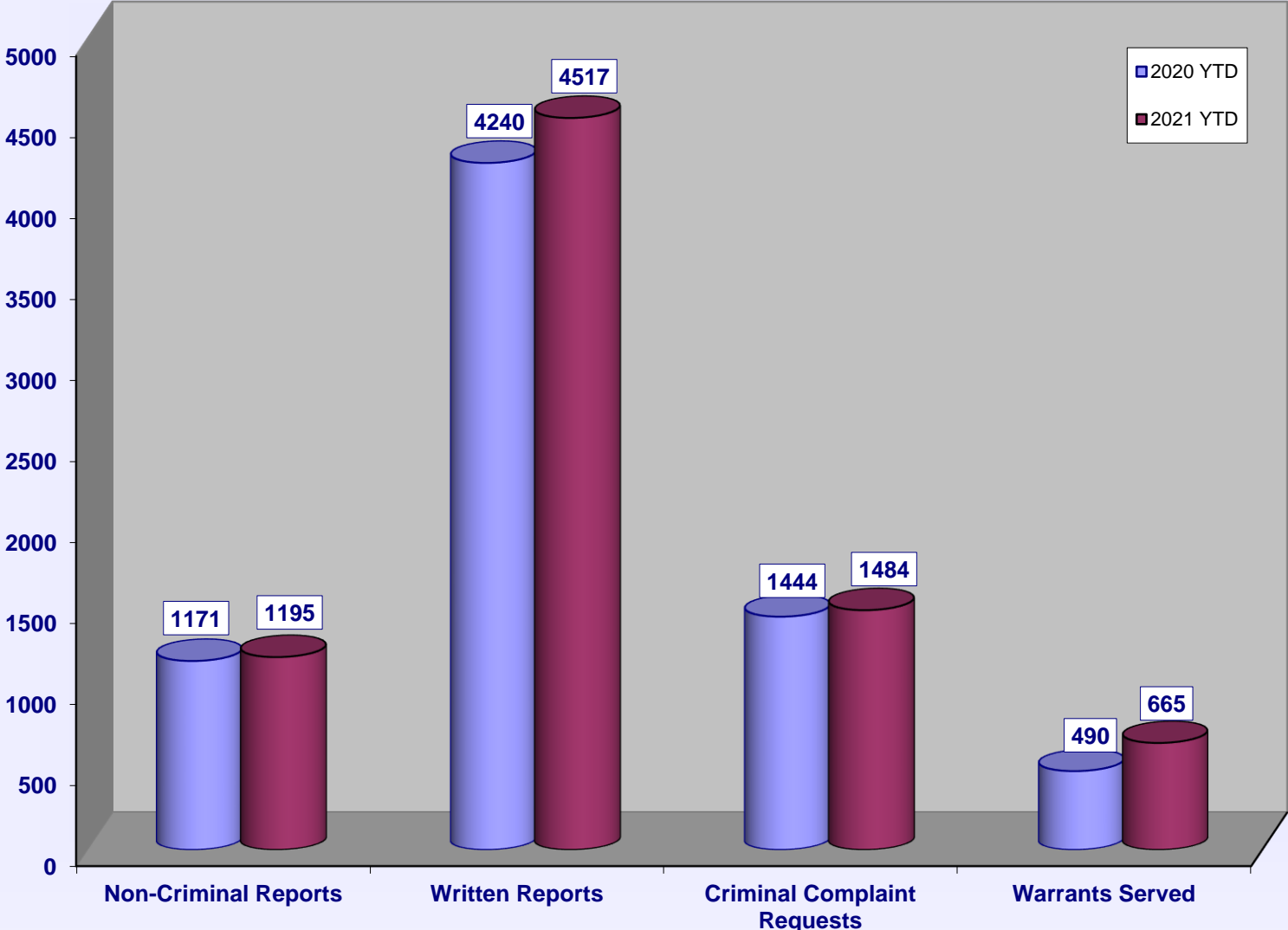
VEHICLE THEFTS 2020 - 2021



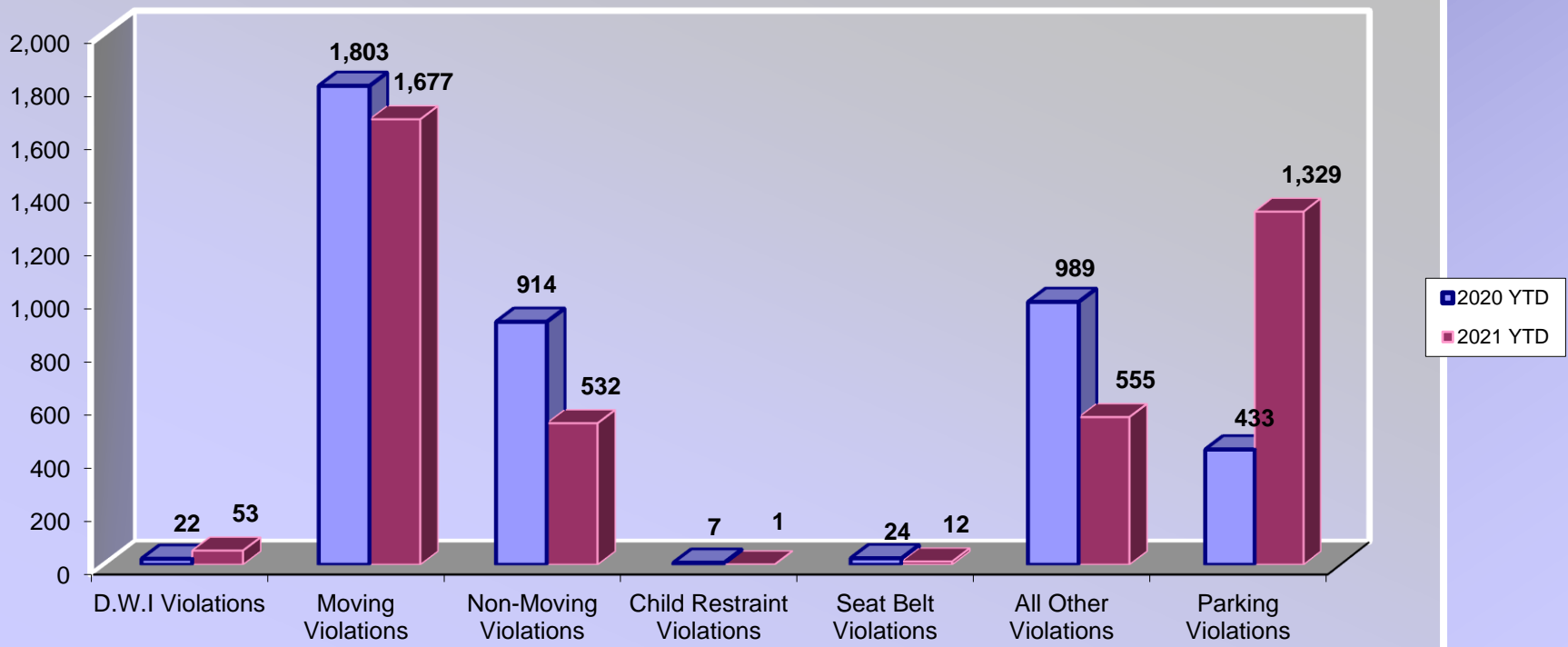
BURGLARIES 2020 - 2021 Year to Date



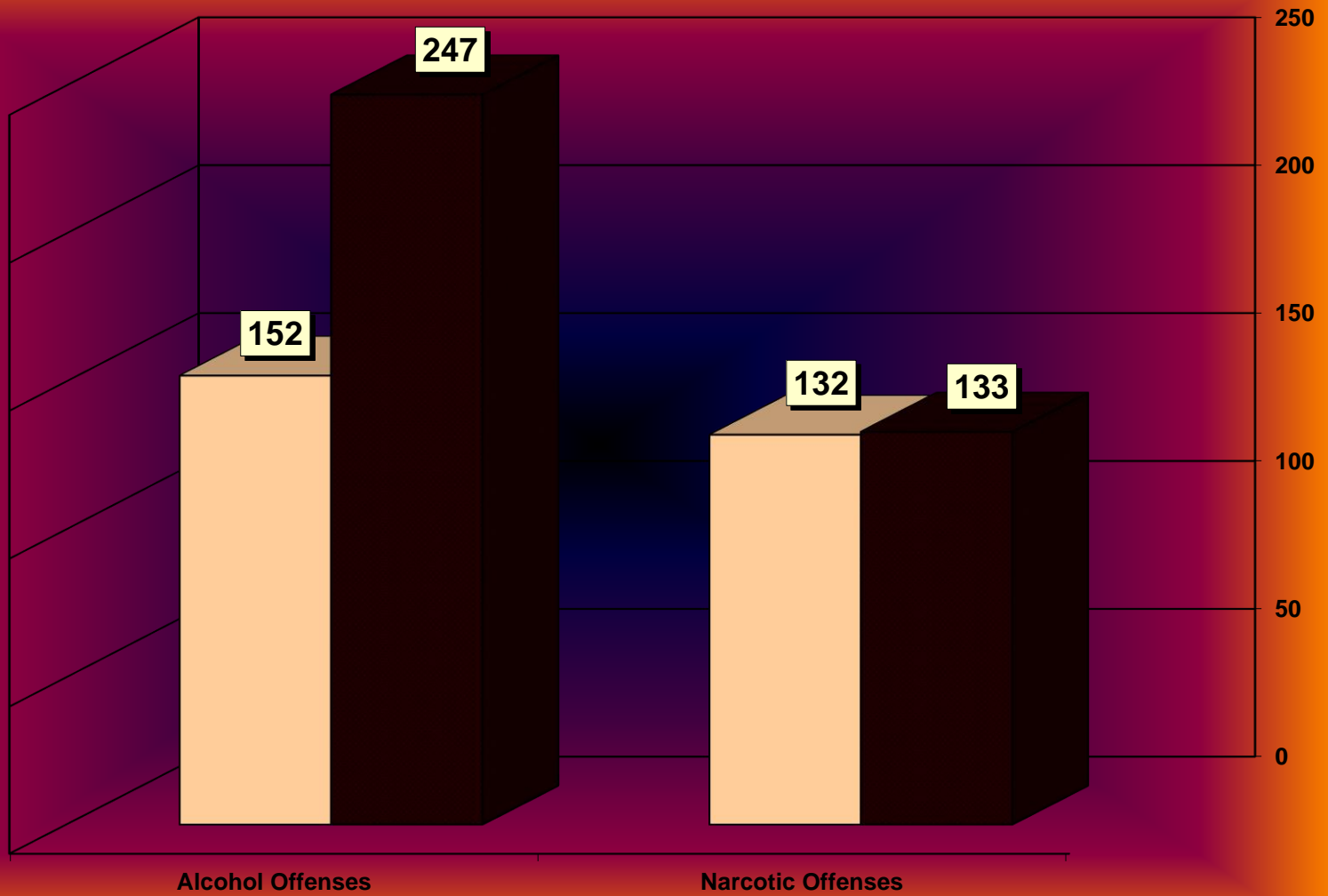
SERVICE & NON-SERVICE REQUESTS 2020 - 2021



TRAFFIC CITATIONS 2020-2021



NARCOTIC / ALCOHOL OFFENSES 2020 - 2021



■ 2021 YTD
□ 2020 YTD

Department Actions

