

MANTECA POLICE DEPARTMENT
MONTHLY CRIME STATISTICS REPORT
OCTOBER 2021

Part One Crime Offenses	Current Month	This Month Last Year	% Change Month/Month 2021- 2020	2021 Cleared Offenses YTD	2021 Clearance RATE YTD	2021 Offenses YTD	2020 Offenses YTD	% Change YTD/YTD 2021 - 2020	2020 Cleared Offenses YTD	2020 Clearance RATE YTD
Homicide	0	0	N/C	0	0%	1	2	-50.00%	0	0%
Rape/Unlawful Interc	3	1	200.00%	9	35%	26	16	62.50%	0	0%
Robbery	3	3	0.00%	20	47%	43	52	-17.31%	5	10%
Aggravated Assault	13	8	62.50%	79	67%	118	95	24.21%	4	4%
Commercial Burglary	17	6	183.33%	11	11%	103	72	43.06%	7	10%
Residential Burglary	6	3	100.00%	7	14%	49	63	-22.22%	0	0%
Other Burglary	4	4	0.00%	2	6%	32	21	52.38%	0	0%
Auto Burglary	19	12	58.33%	3	2%	164	187	-12.30%	0	0%
Grand Theft	30	12	150.00%	28	9%	295	159	85.53%	2	1%
Vehicle Theft	23	12	91.67%	38	21%	182	205	-11.22%	3	1%
Arson	1	1	0.00%	4	40%	10	23	-56.52%	0	0%
All Other Felonies	24	40	-40.00%	208	69%	303	353	-14.16%	28	8%
Total Felonies	143	102	40.20%	409	31%	1326	1248	6.25%	49	4%
Total Burglaries	46	25	84.00%	23	7%	348	343	1.46%	7	2%
Misdemeanor Offenses	Current Month	This Month Last Year	% Change Month/Month 2021 - 2020	2021 Cleared Offenses YTD	2021 Clearance RATE YTD	2021 Offenses YTD	2020 Offenses YTD	% Change YTD/YTD 2021 - 2020	2020 Cleared Offenses YTD	2020 Clearance RATE YTD
Misdemeanor Thefts	95	51	86.27%	114	13%	874	593	47.39%	6	1%
All Other Misdemeanors	142	179	-20.67%	1213	70%	1745	1656	5.37%	117	7%
Total Misdemeanors	237	230	3.04%	1327	51%	2619	2249	16.45%	123	5%
Miscellaneous Offenses	Current Month	This Month Last Year	% Change Month/Month 2021 - 2020	2021 Cleared Offenses YTD	2021 Clearance RATE YTD	2021 Offenses YTD	2020 Offenses YTD	% Change YTD/YTD 2021 - 2020	2020 Cleared Offenses YTD	2020 Clearance RATE YTD
Total Narcotic Offenses	7	18	-61.11%	124	89%	140	150	-6.67%	16	11%
Total Alcohol Offenses	26	20	30.00%	273	100%	273	172	58.72%	21	12%
Total Domestic Violence	24	34	-29.41%	239	82%	290	245	18.37%	21	9%
Total Fraud/Forgery	15	17	-11.76%	14	7%	208	212	-1.89%	0	0%
Total Vehicle Abatements	0	0	N/C	0	N/C	0	0	N/C	0	N/C
	72	89	-19.10%	650	71%	911	779	16.94%	58	7%
*N.C. - not calculable	*N/C - no change									
Chief _____										
						0				

MANTECA POLICE DEPARTMENT
MONTHLY CRIME STATISTICS REPORT
OCTOBER 2021

Non-Criminal Reports & Services	Current Month	2021 YTD	2020 YTD	% Change YTD/YTD 2021 - 2020
Non-Criminal Reports	151	1346	1323	1.74%
Service Requests	3885	38959	37345	4.32%
Written Reports	504	5021	4714	6.51%
Criminal Complaint Requests	176	1660	1597	3.94%
Warrants Served	79	744	551	35.03%

Property Value	Current Month	2021 YTD	2020 YTD	% Change YTD/YTD 2021 - 2020
Property Stolen	\$943,756.00	\$4,416,172.00	\$4,016,105.00	9.96%
Property Recovered	\$344,133.00	\$1,778,313.00	\$1,995,921.00	-10.90%
% Property Value Recovered	36.46%	40.27%	49.70%	-18.97%

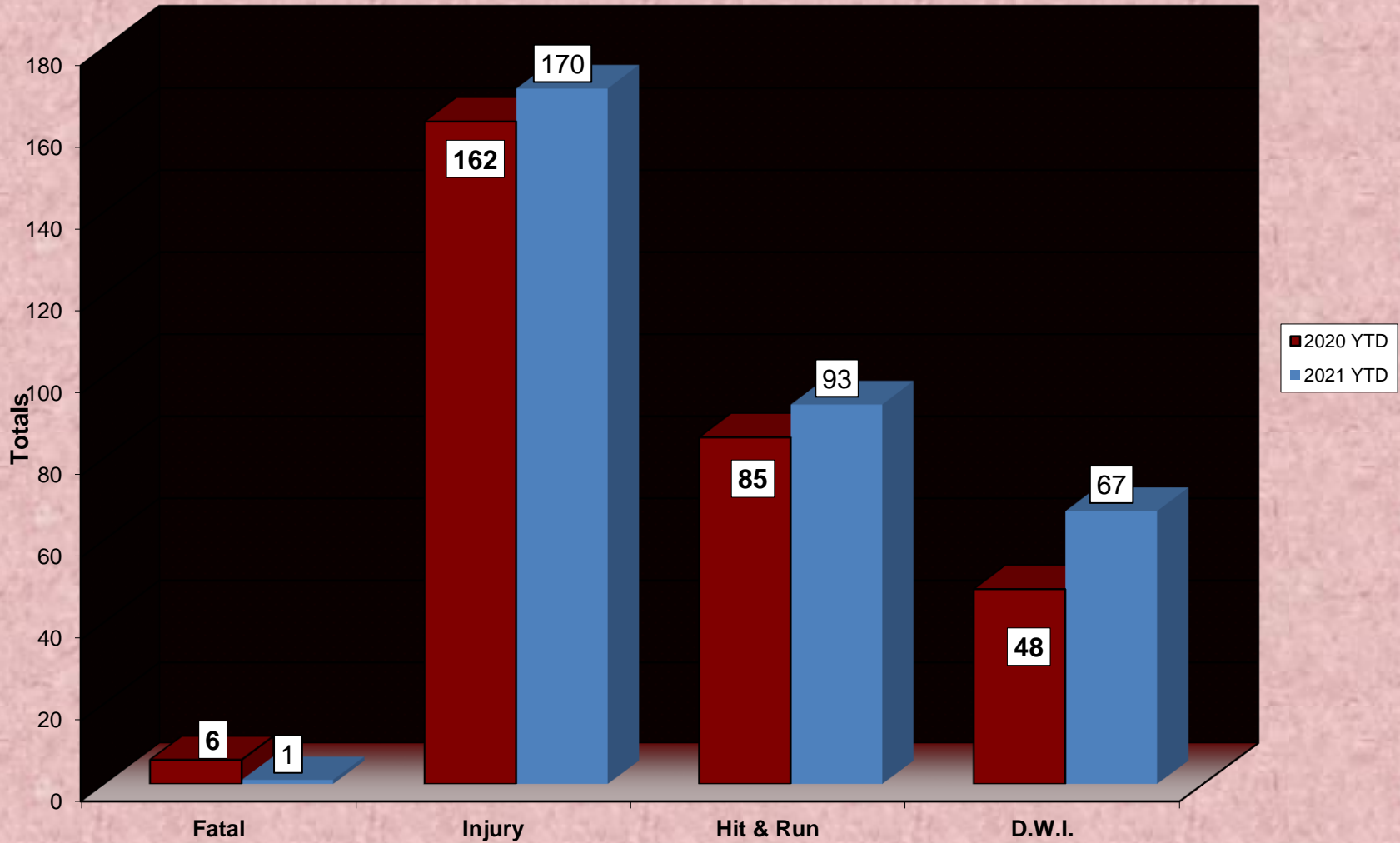
Accidents	Current Month	2021 YTD	2020 YTD	% Change YTD/YTD 2021 - 2020
Total Accidents	119	967	767	26.08%
Property Damage Only	99	785	599	31.05%
Fatal	1	1	6	-83.33%
Injury	18	170	162	4.94%
Hit & Run	12	93	85	9.41%
D.W.I.	11	67	48	39.58%

Arrests	Current Month	2021 YTD	2020 YTD	% Change YTD/YTD 2021 - 2020
Adult Arrests	134	1442	1273	13.28%
Juvenile Arrests	1	24	36	-33.33%
Total Arrests	135	1466	1309	11.99%

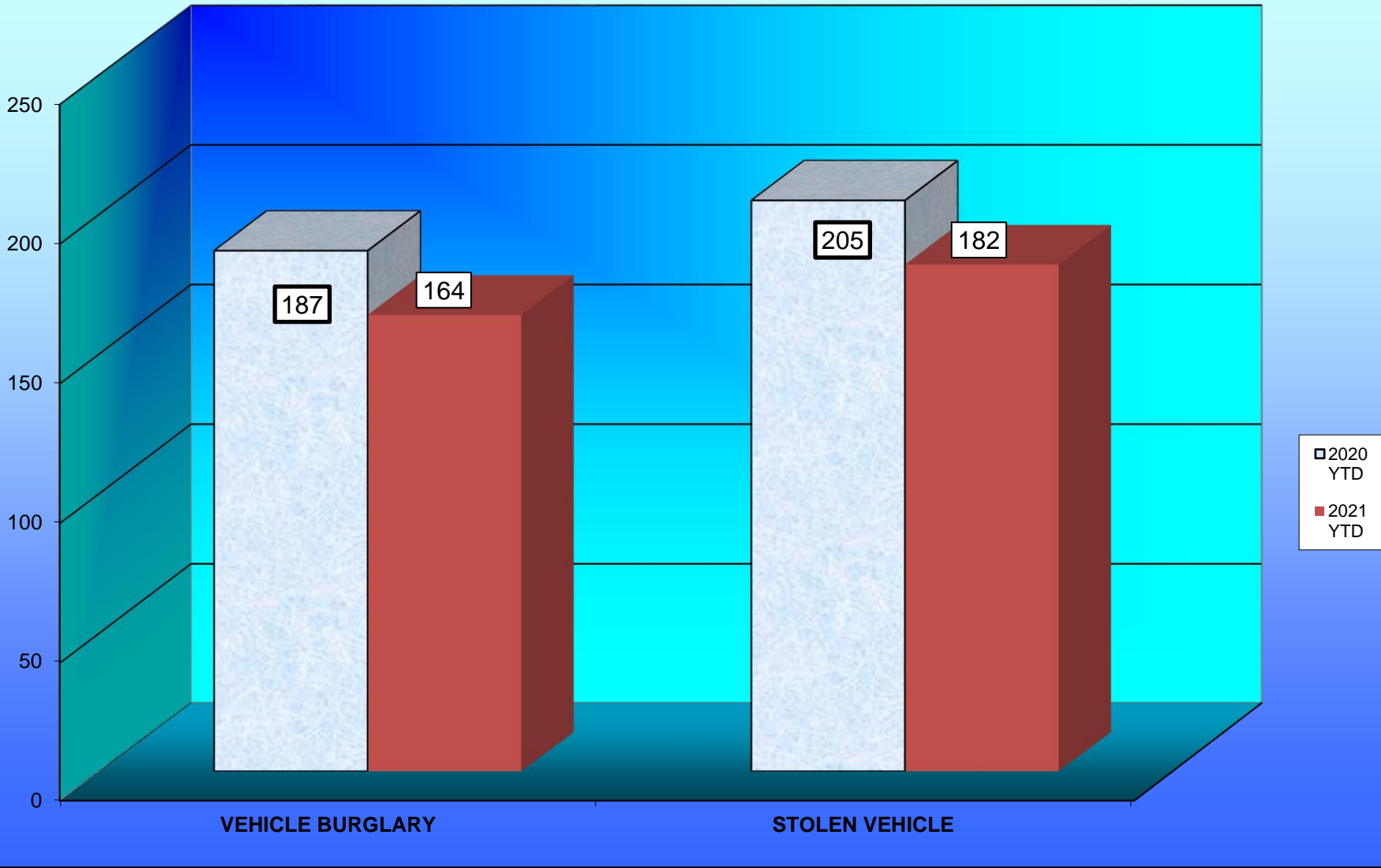
Citations	Current Month	2021 YTD	2020 YTD	% Change YTD/YTD 2021 - 2020
Total Citation Violations	324	3,181	4,167	-23.66%
D.W.I Violations	2	55	28	96.43%
Moving Violations	90	1,767	1,948	-9.29%
Non-Moving Violations	30	562	1,015	-44.63%
Child Restraint Violations	1	2	8	-75.00%
Seat Belt Violations	0	12	26	-53.85%
All Other Violations	31	586	1,078	-45.64%
Parking Violations	153	1,482	497	198.19%

Department Actions	Current Month	2021 YTD	2020 YTD	% Change YTD/YTD 2021 - 2020
Pursuits	2	37	29	27.59%
Use of Force	5	27	13	107.69%

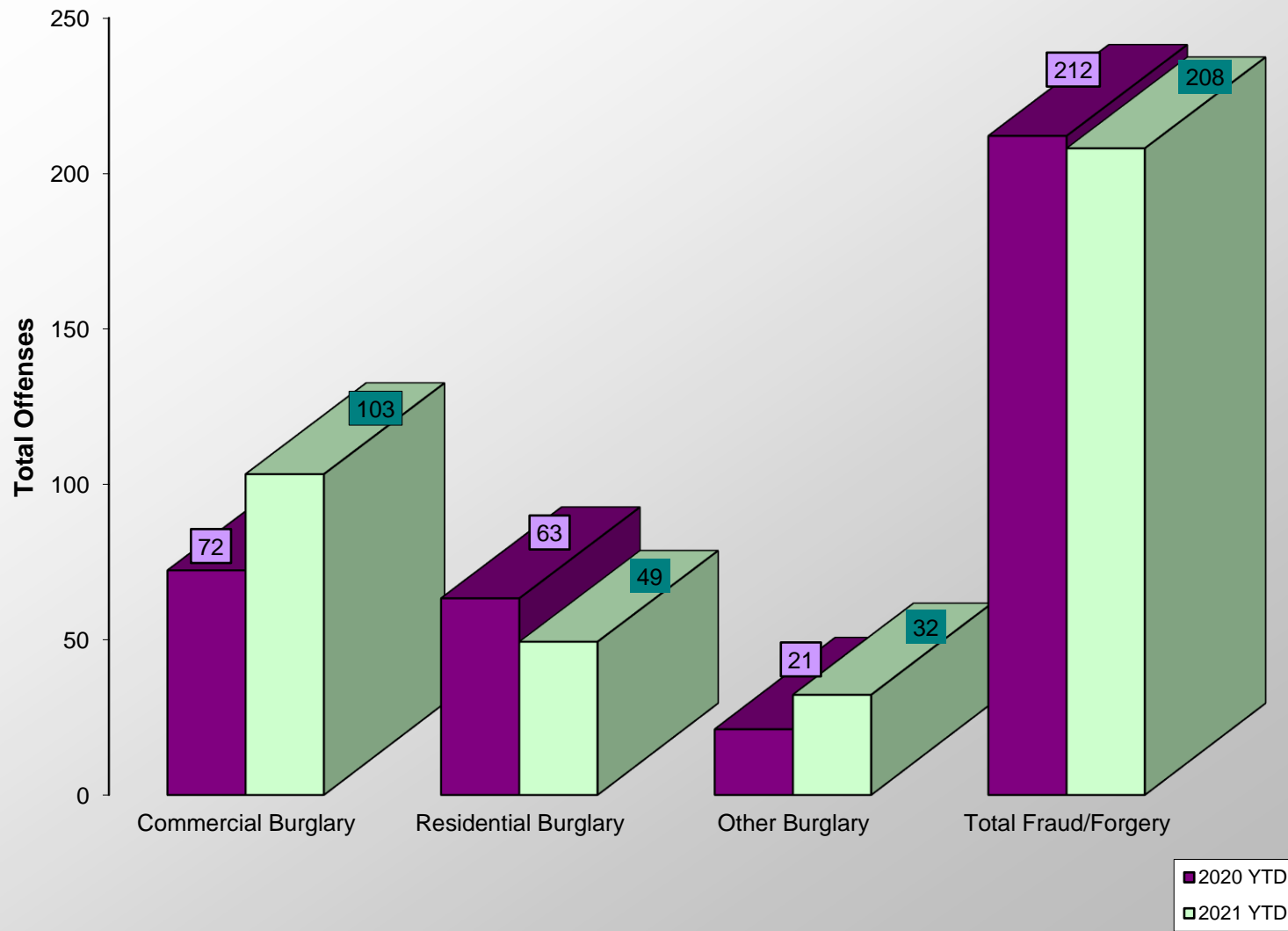
ACCIDENT COMPARISON 2020 - 2021 Year to Date



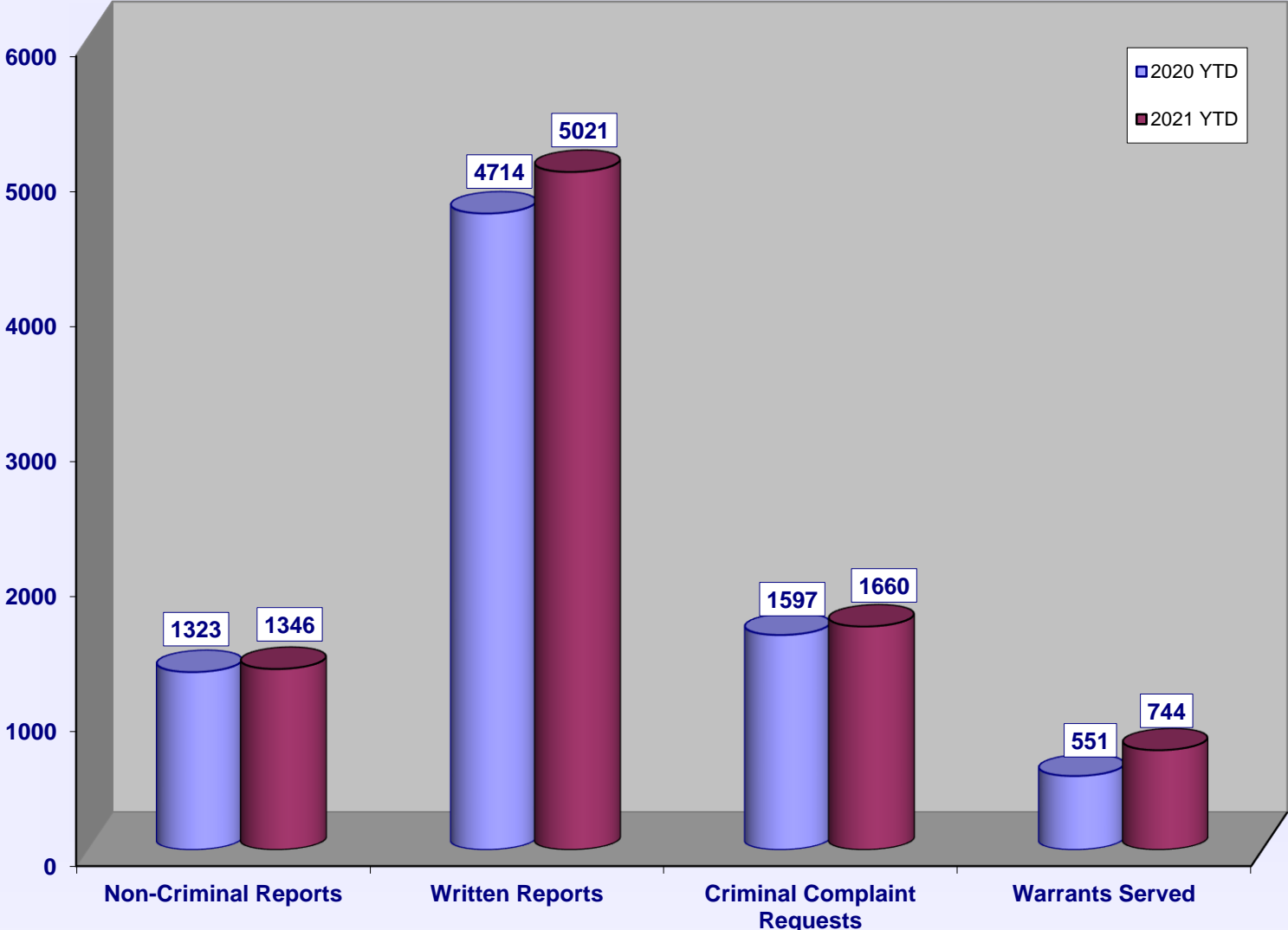
VEHICLE THEFTS 2020 - 2021



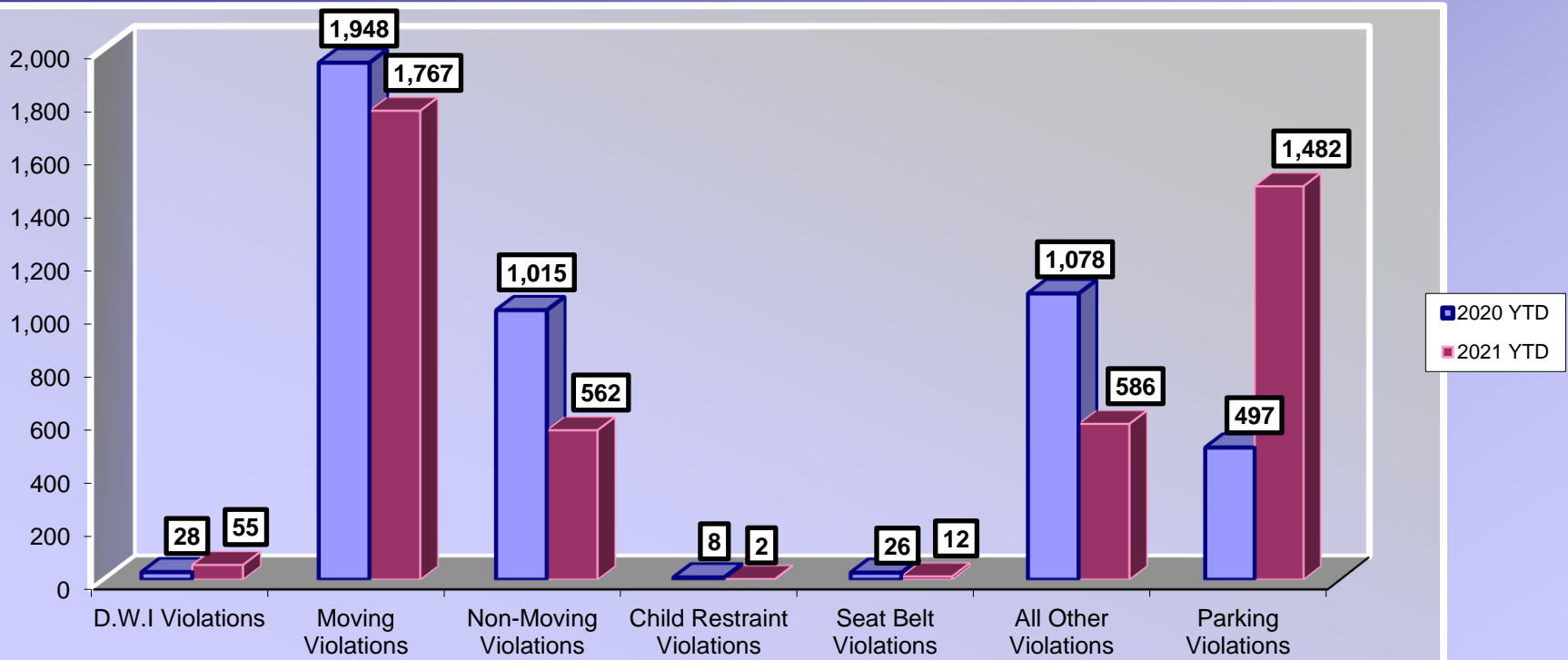
BURGLARIES 2020 - 2021 Year to Date



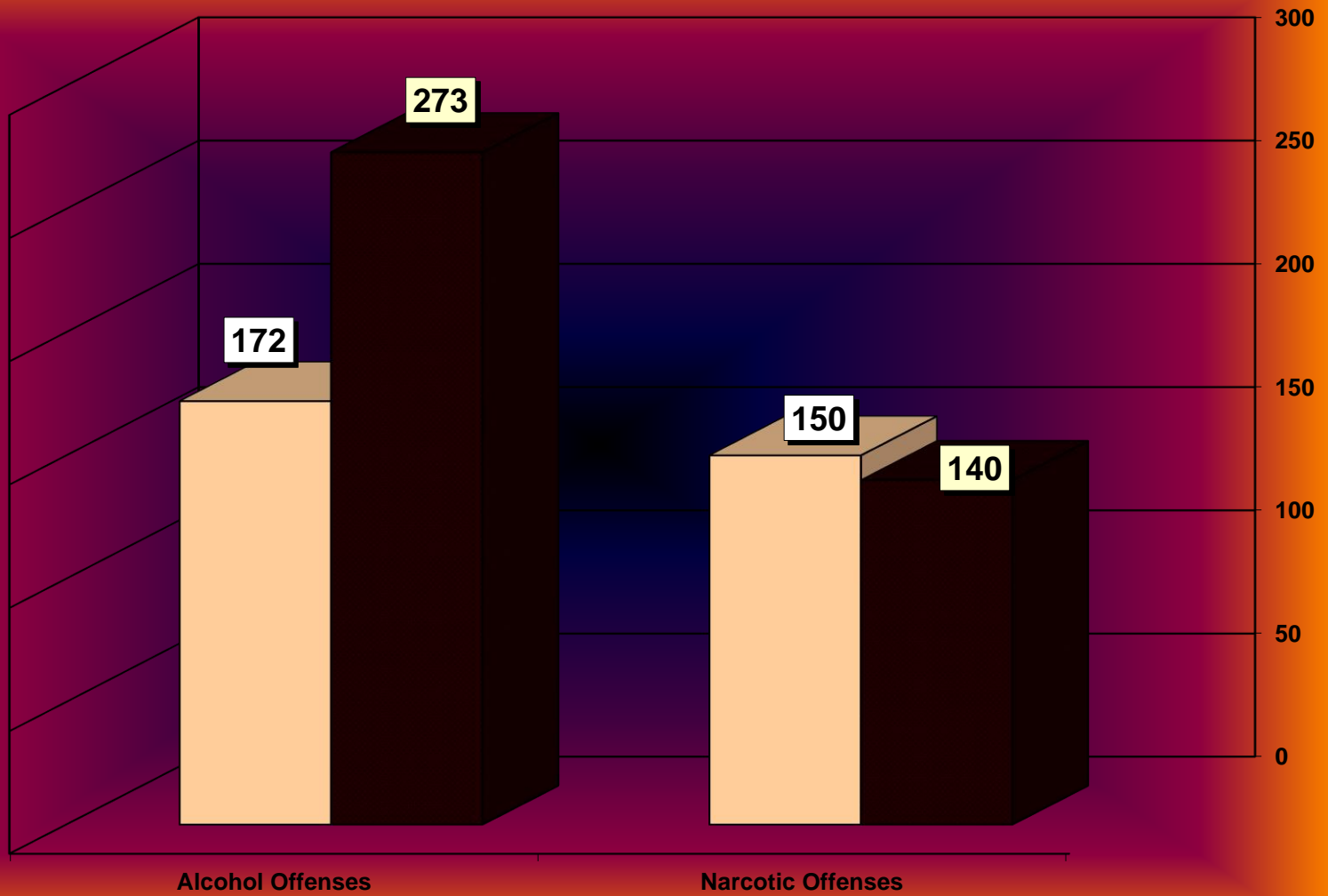
SERVICE & NON-SERVICE REQUESTS 2020 - 2021



TRAFFIC CITATIONS 2020-2021



NARCOTIC / ALCOHOL OFFENSES 2020 - 2021



■ 2021 YTD
□ 2020 YTD

Department Actions

