

MANTECA POLICE DEPARTMENT
MONTHLY CRIME STATISTICS REPORT
NOVEMBER 2021

Part One Crime Offenses	Current Month	This Month Last Year	% Change Month/Month 2021- 2020	2021 Cleared Offenses YTD	2021 Clearance RATE YTD	2021 Offenses YTD	2020 Offenses YTD	% Change YTD/YTD 2021 - 2020	2020 Cleared Offenses YTD	2020 Clearance RATE YTD
Homicide	0	0	N/C	0	0%	1	2	-50.00%	1	50%
Rape/Unlawful Interc	4	2	100.00%	10	33%	30	18	66.67%	11	61%
Robbery	6	10	-40.00%	22	45%	49	62	-20.97%	37	60%
Aggravated Assault	11	12	-8.33%	83	64%	129	107	20.56%	65	61%
Commercial Burglary	12	2	500.00%	15	13%	115	74	55.41%	19	26%
Residential Burglary	3	5	-40.00%	8	15%	52	68	-23.53%	12	18%
Other Burglary	3	3	0.00%	4	11%	35	24	45.83%	3	13%
Auto Burglary	18	14	28.57%	4	2%	182	201	-9.45%	11	5%
Grand Theft	31	21	47.62%	32	10%	326	180	81.11%	29	16%
Vehicle Theft	18	23	-21.74%	44	22%	200	228	-12.28%	49	21%
Arson	0	0	N/C	4	40%	10	23	-56.52%	2	9%
All Other Felonies	30	42	-28.57%	225	68%	333	395	-15.70%	289	73%
Total Felonies	136	134	1.49%	451	31%	1462	1382	5.79%	528	38%
Total Burglaries	36	24	50.00%	31	8%	384	367	4.63%	45	12%
Misdemeanor Offenses	Current Month	This Month Last Year	% Change Month/Month 2021 - 2020	2021 Cleared Offenses YTD	2021 Clearance RATE YTD	2021 Offenses YTD	2020 Offenses YTD	% Change YTD/YTD 2021 - 2020	2020 Cleared Offenses YTD	2020 Clearance RATE YTD
Misdemeanor Thefts	88	68	29.41%	131	14%	962	661	45.54%	128	19%
All Other Misdemeanors	172	147	17.01%	1344	70%	1917	1803	6.32%	1227	68%
Total Misdemeanors	260	215	20.93%	1475	51%	2879	2464	16.84%	1355	55%
Miscellaneous Offenses	Current Month	This Month Last Year	% Change Month/Month 2021 - 2020	2021 Cleared Offenses YTD	2021 Clearance RATE YTD	2021 Offenses YTD	2020 Offenses YTD	% Change YTD/YTD 2021 - 2020	2020 Cleared Offenses YTD	2020 Clearance RATE YTD
Total Narcotic Offenses	14	17	-17.65%	138	90%	154	167	-7.78%	154	92%
Total Alcohol Offenses	33	23	43.48%	306	100%	306	195	56.92%	192	98%
Total Domestic Violence	17	21	-19.05%	262	85%	307	266	15.41%	217	82%
Total Fraud/Forgery	23	18	27.78%	14	6%	231	230	0.43%	21	9%
Total Vehicle Abatements	0	0	N/C	0	N/C	0	0	N/C	1	N/C
	87	79	10.13%	720	72%	998	858	16.32%	585	68%
*N.C. - not calculable	*N/C - no change									
Chief _____										
						0				

MANTECA POLICE DEPARTMENT
MONTHLY CRIME STATISTICS REPORT
NOVEMBER 2021

Non-Criminal Reports & Services	Current Month	2021 YTD	2020 YTD	% Change YTD/YTD 2021 - 2020
Non-Criminal Reports	133	1479	1444	2.42%
Service Requests	3417	42376	40795	3.88%
Written Reports	506	5527	5168	6.95%
Criminal Complaint Requests	152	1812	1767	2.55%
Warrants Served	86	830	603	37.65%

Property Value	Current Month	2021 YTD	2020 YTD	% Change YTD/YTD 2021 - 2020
Property Stolen	\$302,905.00	\$4,719,077.00	\$4,381,334.00	7.71%
Property Recovered	\$168,716.00	\$1,947,029.00	\$2,229,074.00	-12.65%
% Property Value Recovered	55.70%	41.26%	50.88%	-18.90%

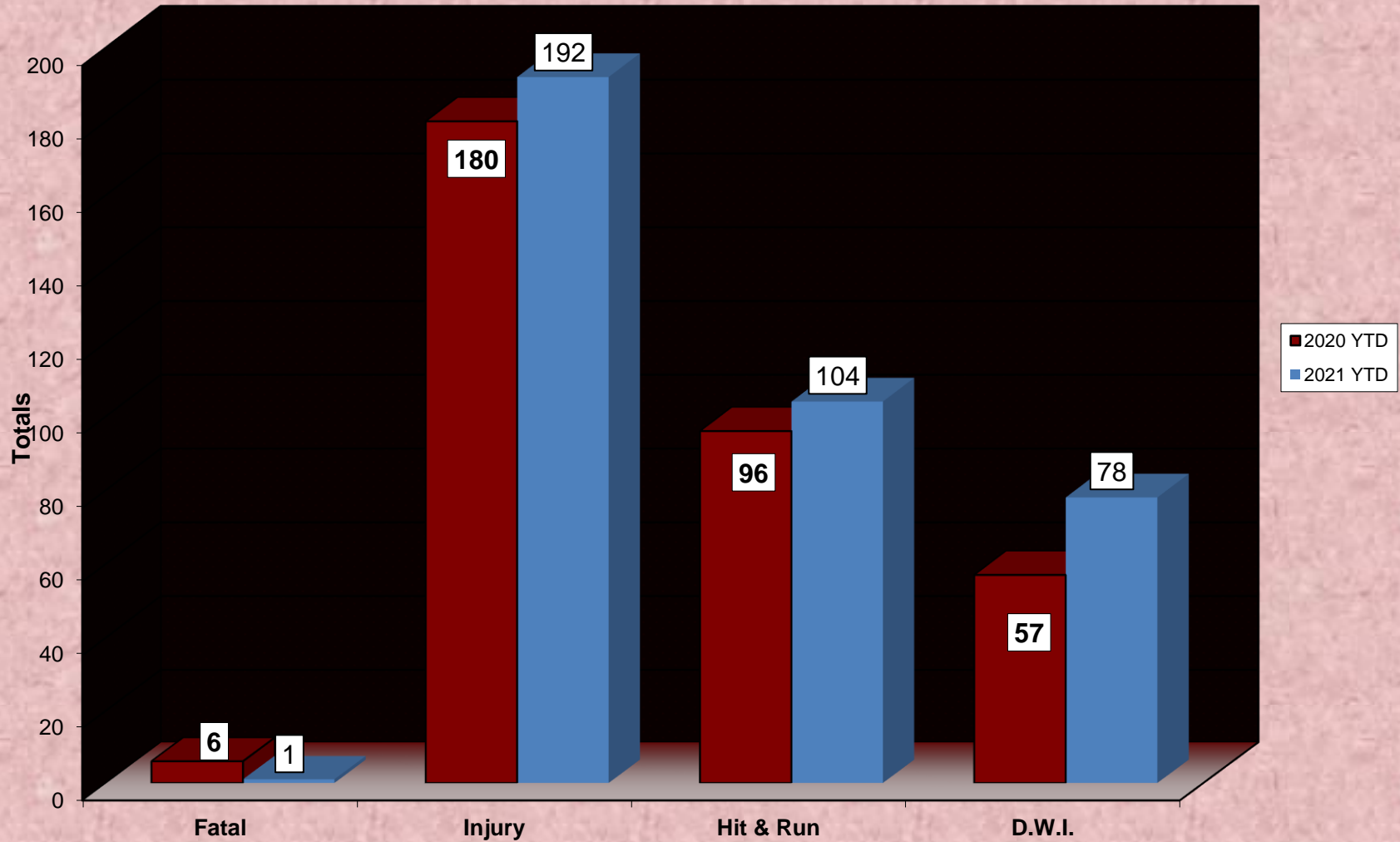
Accidents	Current Month	2021 YTD	2020 YTD	% Change YTD/YTD 2021 - 2020
Total Accidents	117	1084	867	25.03%
Property Damage Only	95	880	681	29.22%
Fatal	0	1	6	-83.33%
Injury	22	192	180	6.67%
Hit & Run	11	104	96	8.33%
D.W.I.	11	78	57	36.84%

Arrests	Current Month	2021 YTD	2020 YTD	% Change YTD/YTD 2021 - 2020
Adult Arrests	157	1599	1407	13.65%
Juvenile Arrests	6	30	40	-25.00%
Total Arrests	163	1629	1447	12.58%

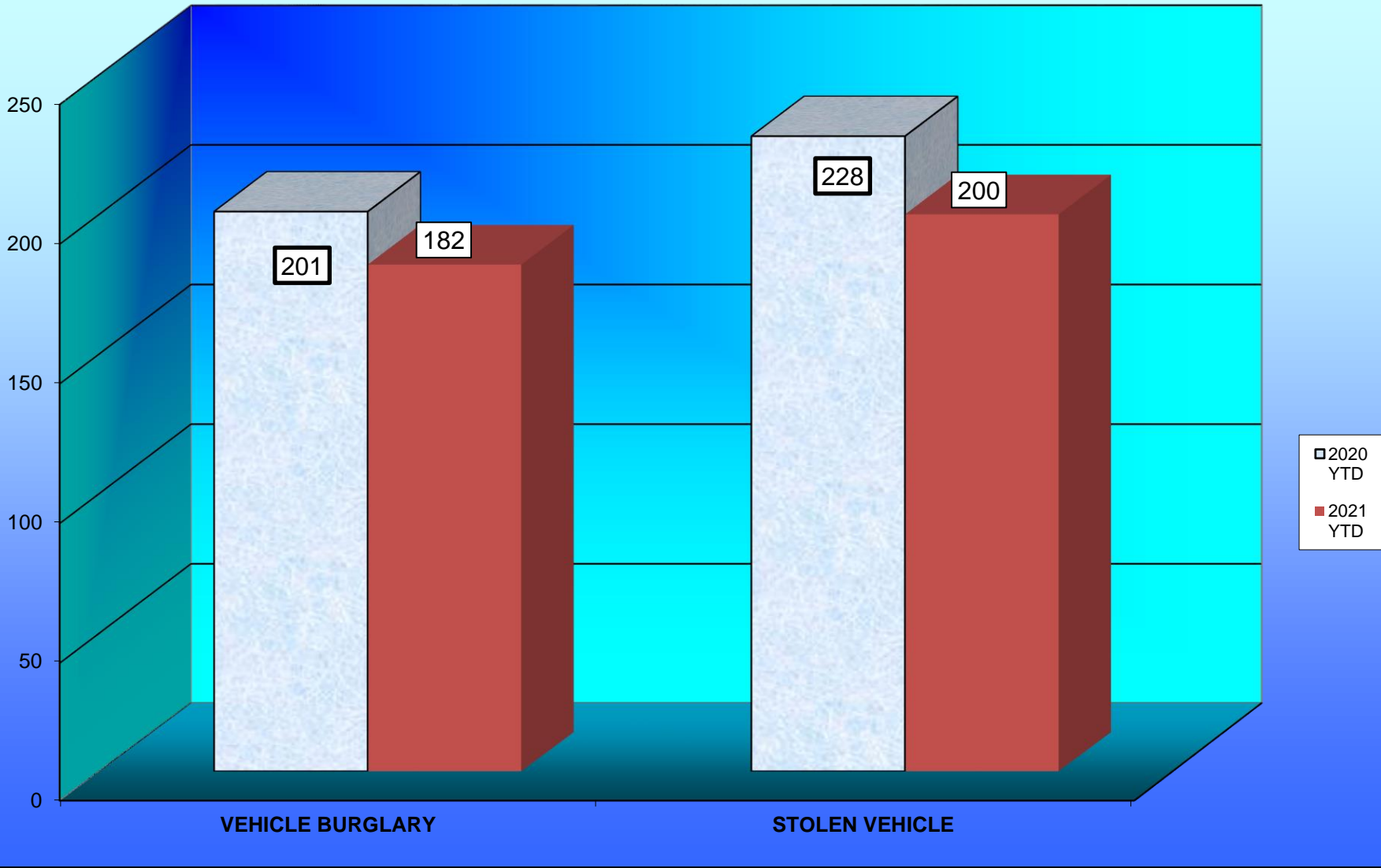
Citations	Current Month	2021 YTD	2020 YTD	% Change YTD/YTD 2021 - 2020
Total Citation Violations	217	3,398	4,450	-23.64%
D.W.I Violations	0	55	36	52.78%
Moving Violations	72	1,839	2,106	-12.68%
Non-Moving Violations	59	621	1,079	-42.45%
Child Restraint Violations	0	2	12	-83.33%
Seat Belt Violations	1	13	26	-50.00%
All Other Violations	86	672	1,126	-40.32%
Parking Violations	120	1,602	602	166.11%

Department Actions	Current Month	2021 YTD	2020 YTD	% Change YTD/YTD 2021 - 2020
Pursuits	4	41	33	24.24%
Use of Force	4	31	15	106.67%

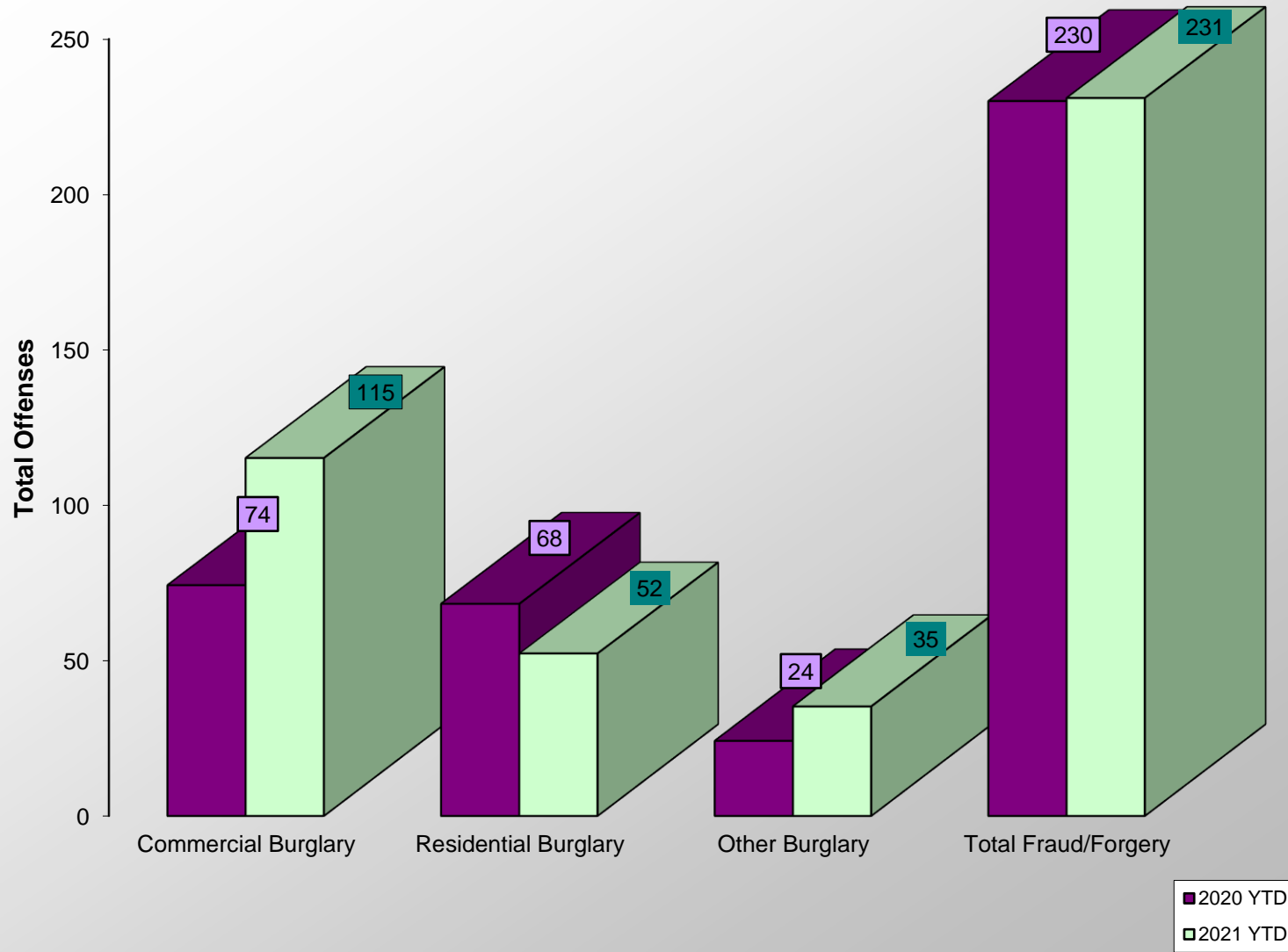
ACCIDENT COMPARISON 2020 - 2021 Year to Date



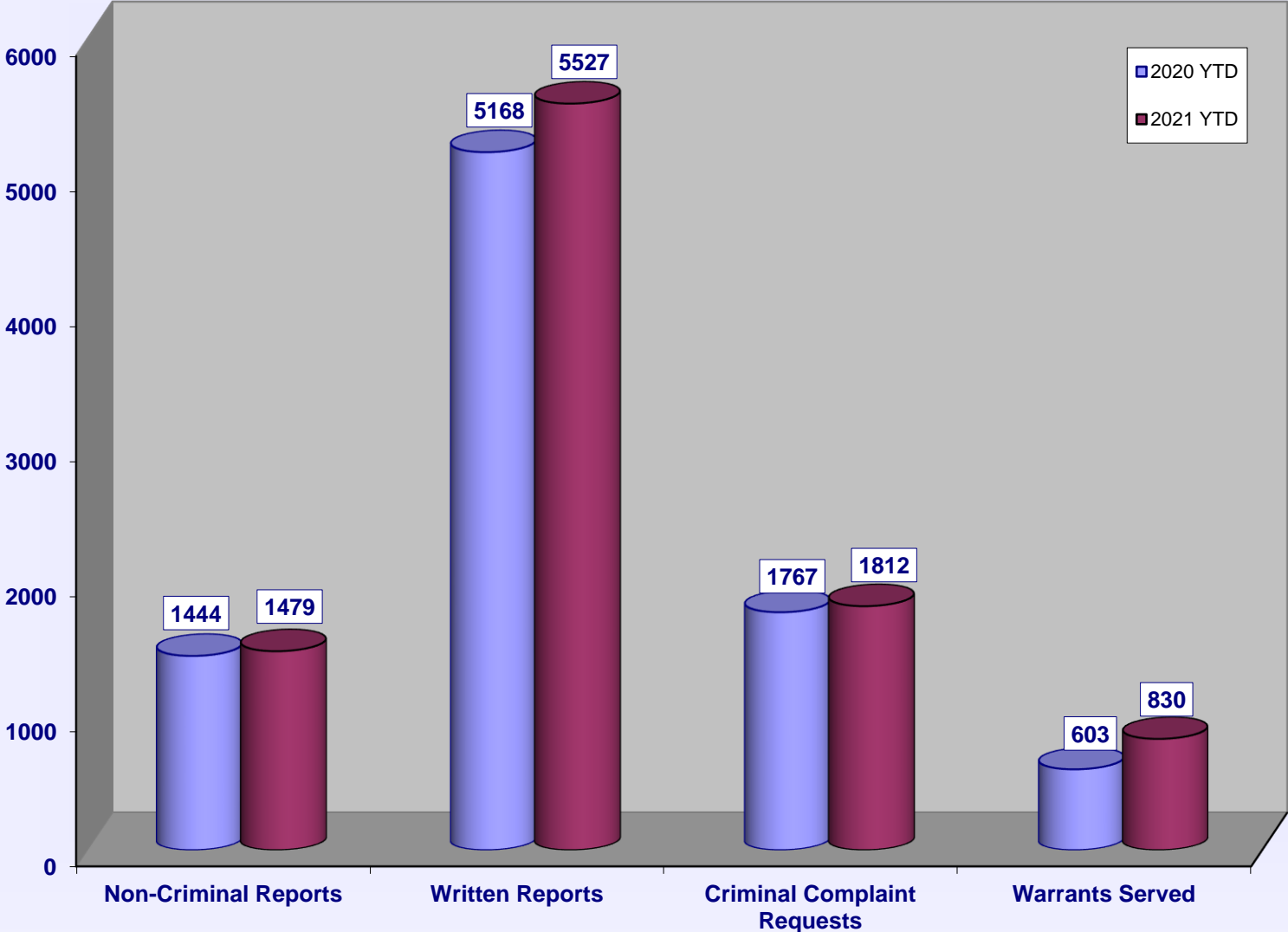
VEHICLE THEFTS 2020 - 2021



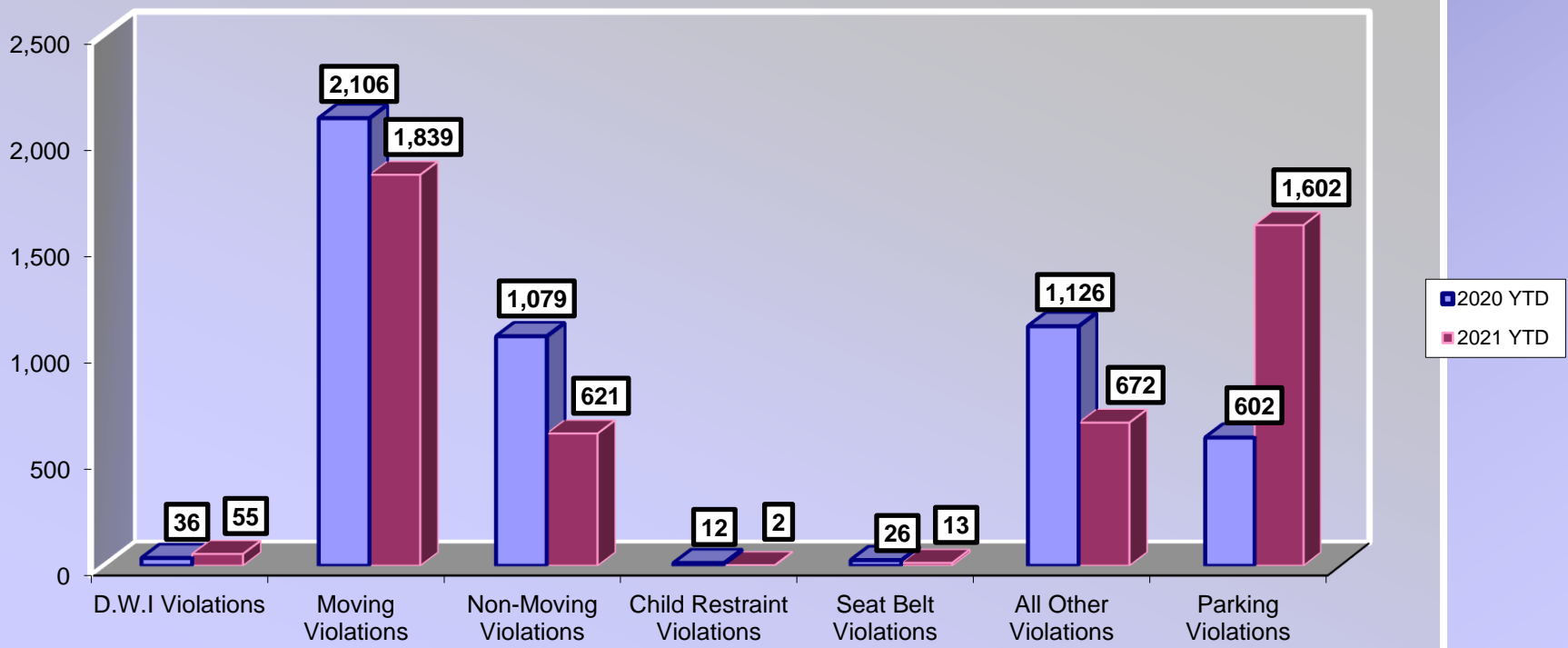
BURGLARIES 2020 - 2021 Year to Date



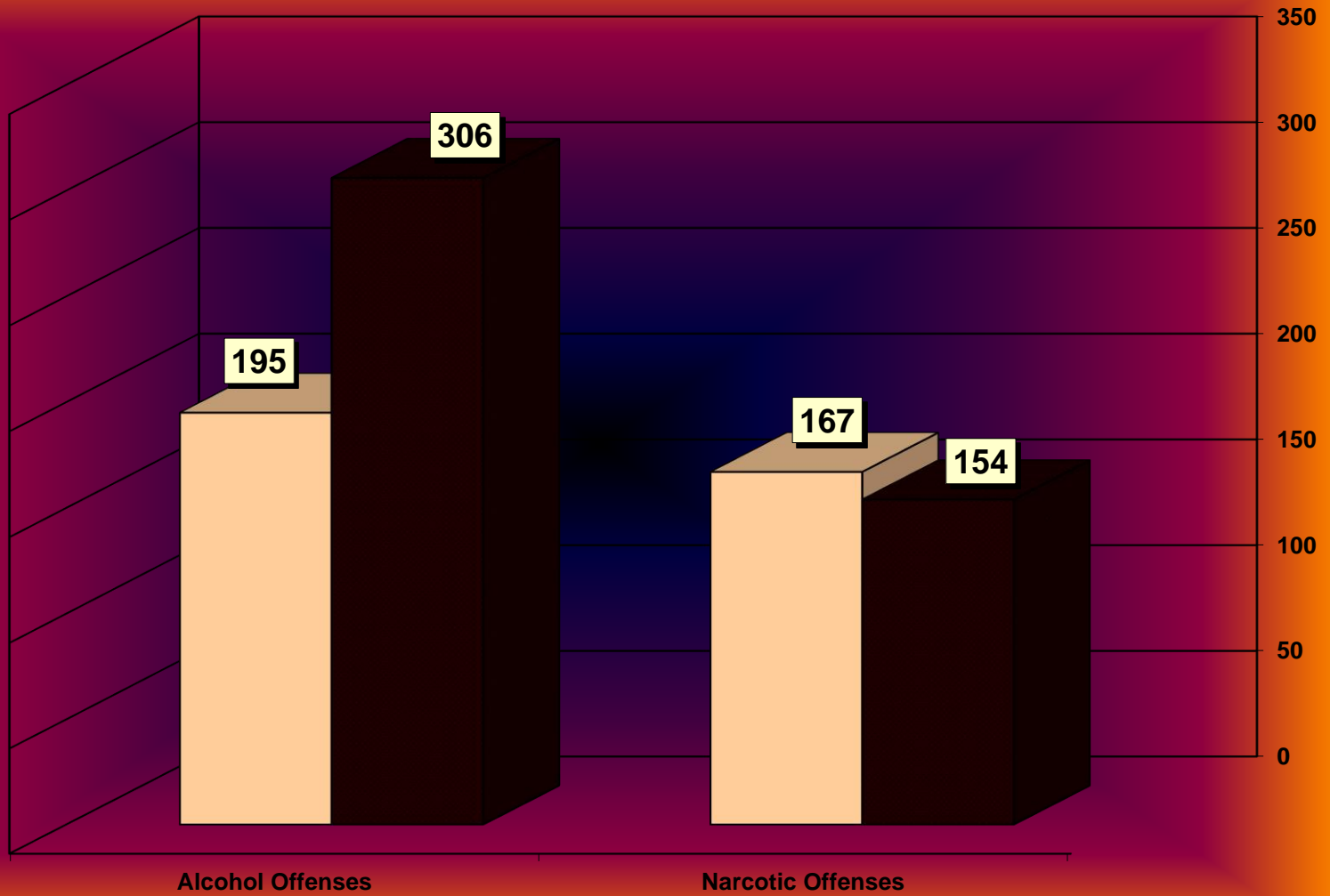
SERVICE & NON-SERVICE REQUESTS 2020 - 2021



TRAFFIC CITATIONS 2020-2021



NARCOTIC / ALCOHOL OFFENSES 2020 - 2021



■ 2021 YTD
□ 2020 YTD

Department Actions

