

MANTECA POLICE DEPARTMENT
MONTHLY CRIME STATISTICS REPORT
DECEMBER 2021

Part One Crime Offenses	Current Month	This Month Last Year	% Change Month/Month 2021- 2020	2021 Cleared Offenses YTD	2021 Clearance RATE YTD	2021 Offenses YTD	2020 Offenses YTD	% Change YTD/YTD 2021 - 2020	2020 Cleared Offenses YTD	2020 Clearance RATE YTD
Homicide	0	1	-100.00%	0	0%	1	3	-66.67%	2	67%
Rape/Unlawful Interc	0	1	-100.00%	10	33%	30	19	57.89%	12	63%
Robbery	7	6	16.67%	27	48%	56	68	-17.65%	42	62%
Aggravated Assault	11	5	120.00%	89	64%	140	112	25.00%	70	63%
Commercial Burglary	6	3	100.00%	15	12%	121	77	57.14%	20	26%
Residential Burglary	5	6	-16.67%	8	14%	57	74	-22.97%	12	16%
Other Burglary	4	5	-20.00%	4	10%	39	29	34.48%	4	14%
Auto Burglary	14	19	-26.32%	5	3%	196	220	-10.91%	11	5%
Grand Theft	32	19	68.42%	35	10%	358	199	79.90%	34	17%
Vehicle Theft	21	20	5.00%	48	22%	221	248	-10.89%	52	21%
Arson	1	0	N.C.	4	36%	11	23	-52.17%	2	9%
All Other Felonies	35	36	-2.78%	243	66%	368	431	-14.62%	309	72%
Total Felonies	136	121	12.40%	488	31%	1598	1503	6.32%	570	38%
Total Burglaries	29	33	-12.12%	32	8%	413	400	3.25%	47	12%
Misdemeanor Offenses	Current Month	This Month Last Year	% Change Month/Month 2021 - 2020	2021 Cleared Offenses YTD	2021 Clearance RATE YTD	2021 Offenses YTD	2020 Offenses YTD	% Change YTD/YTD 2021 - 2020	2020 Cleared Offenses YTD	2020 Clearance RATE YTD
Misdemeanor Thefts	81	73	10.96%	139	13%	1043	734	42.10%	140	19%
All Other Misdemeanors	178	173	2.89%	1461	70%	2095	1976	6.02%	1342	68%
Total Misdemeanors	259	246	5.28%	1600	51%	3138	2710	15.79%	1482	55%
Miscellaneous Offenses	Current Month	This Month Last Year	% Change Month/Month 2021 - 2020	2021 Cleared Offenses YTD	2021 Clearance RATE YTD	2021 Offenses YTD	2020 Offenses YTD	% Change YTD/YTD 2021 - 2020	2020 Cleared Offenses YTD	2020 Clearance RATE YTD
Total Narcotic Offenses	9	3	200.00%	149	91%	163	170	-4.12%	157	92%
Total Alcohol Offenses	36	19	89.47%	341	100%	342	214	59.81%	211	99%
Total Domestic Violence	27	21	28.57%	284	85%	334	287	16.38%	240	84%
Total Fraud/Forgery	30	23	30.43%	17	7%	261	253	3.16%	23	9%
Total Vehicle Abatements	0	0	N/C	0	N/C	0	0	N/C	1	N/C
	102	66	54.55%	791	72%	1100	924	19.05%	632	68%
*N.C. - not calculable	*N/C - no change									
Chief _____										
						0				

MANTECA POLICE DEPARTMENT
MONTHLY CRIME STATISTICS REPORT
DECEMBER 2021

Non-Criminal Reports & Services	Current Month	2021 YTD	2020 YTD	% Change YTD/YTD 2021 - 2020
Non-Criminal Reports	121	1600	1568	2.04%
Service Requests	3583	45959	44220	3.93%
Written Reports	493	6020	5643	6.68%
Criminal Complaint Requests	157	1969	1943	1.34%
Warrants Served	63	893	660	35.30%

Property Value	Current Month	2021 YTD	2020 YTD	% Change YTD/YTD 2021 - 2020
Property Stolen	\$762,126.00	\$5,481,203.00	\$4,785,229.00	14.54%
Property Recovered	\$143,339.00	\$2,090,368.00	\$2,354,676.00	-11.22%
% Property Value Recovered	18.81%	38.14%	49.21%	-22.50%

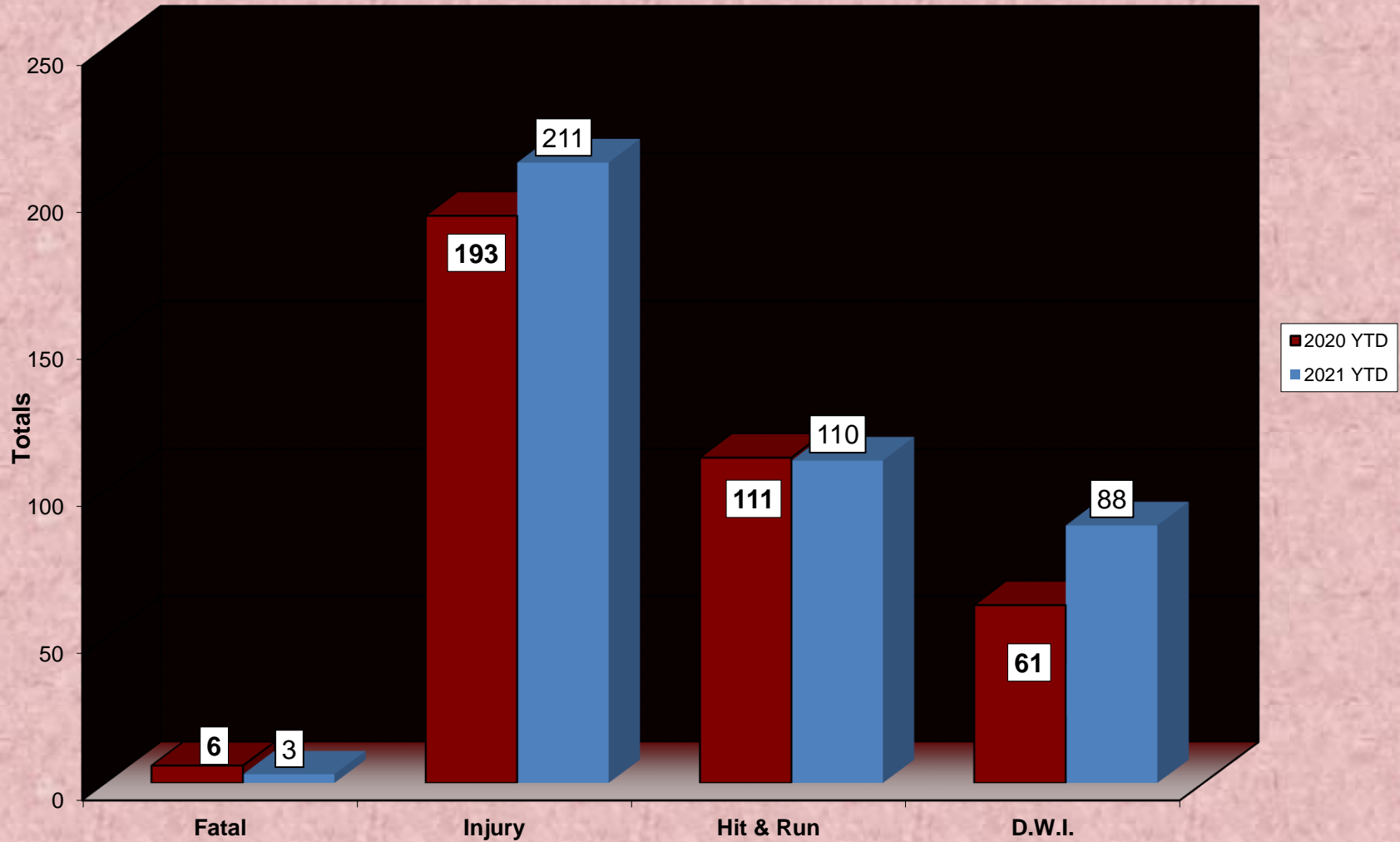
Accidents	Current Month	2021 YTD	2020 YTD	% Change YTD/YTD 2021 - 2020
Total Accidents	97	1181	958	23.28%
Property Damage Only	76	956	758	26.12%
Fatal	2	3	6	-50.00%
Injury	19	211	193	9.33%
Hit & Run	6	110	111	-0.90%
D.W.I.	10	88	61	44.26%

Arrests	Current Month	2021 YTD	2020 YTD	% Change YTD/YTD 2021 - 2020
Adult Arrests	131	1730	1534	12.78%
Juvenile Arrests	1	31	45	-31.11%
Total Arrests	132	1761	1579	11.53%

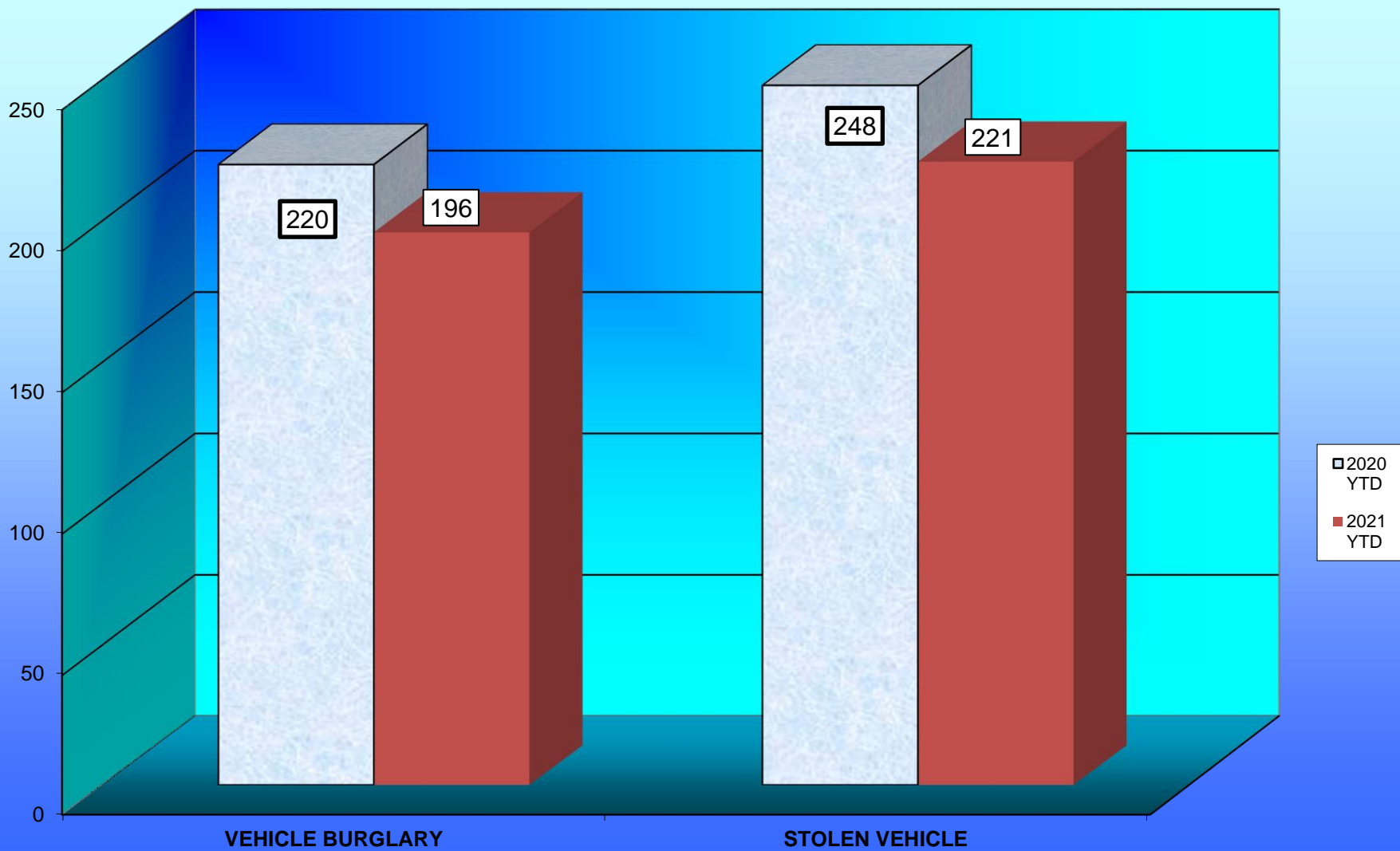
Citations	Current Month	2021 YTD	2020 YTD	% Change YTD/YTD 2021 - 2020
Total Citation Violations	119	3,517	4,659	-24.51%
D.W.I Violations	3	58	39	48.72%
Moving Violations	48	1,887	2,194	-13.99%
Non-Moving Violations	27	648	1,151	-43.70%
Child Restraint Violations	1	3	12	-75.00%
Seat Belt Violations	1	14	26	-46.15%
All Other Violations	40	712	1,170	-39.15%
Parking Violations	108	1,710	712	140.17%

Department Actions	Current Month	2021 YTD	2020 YTD	% Change YTD/YTD 2021 - 2020
Pursuits	3	44	38	15.79%
Use of Force	1	32	16	100.00%

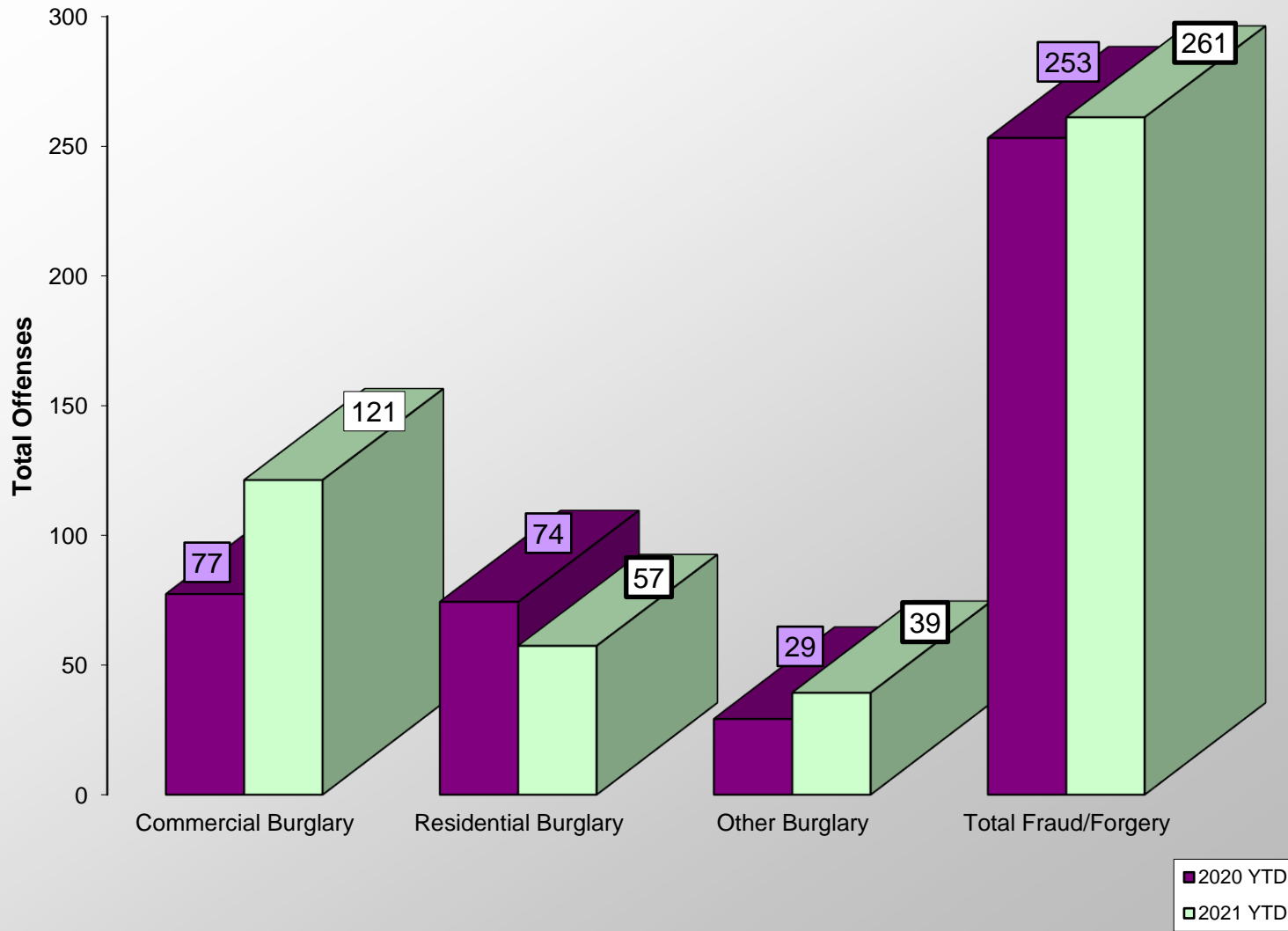
ACCIDENT COMPARISON 2020 - 2021 Year to Date



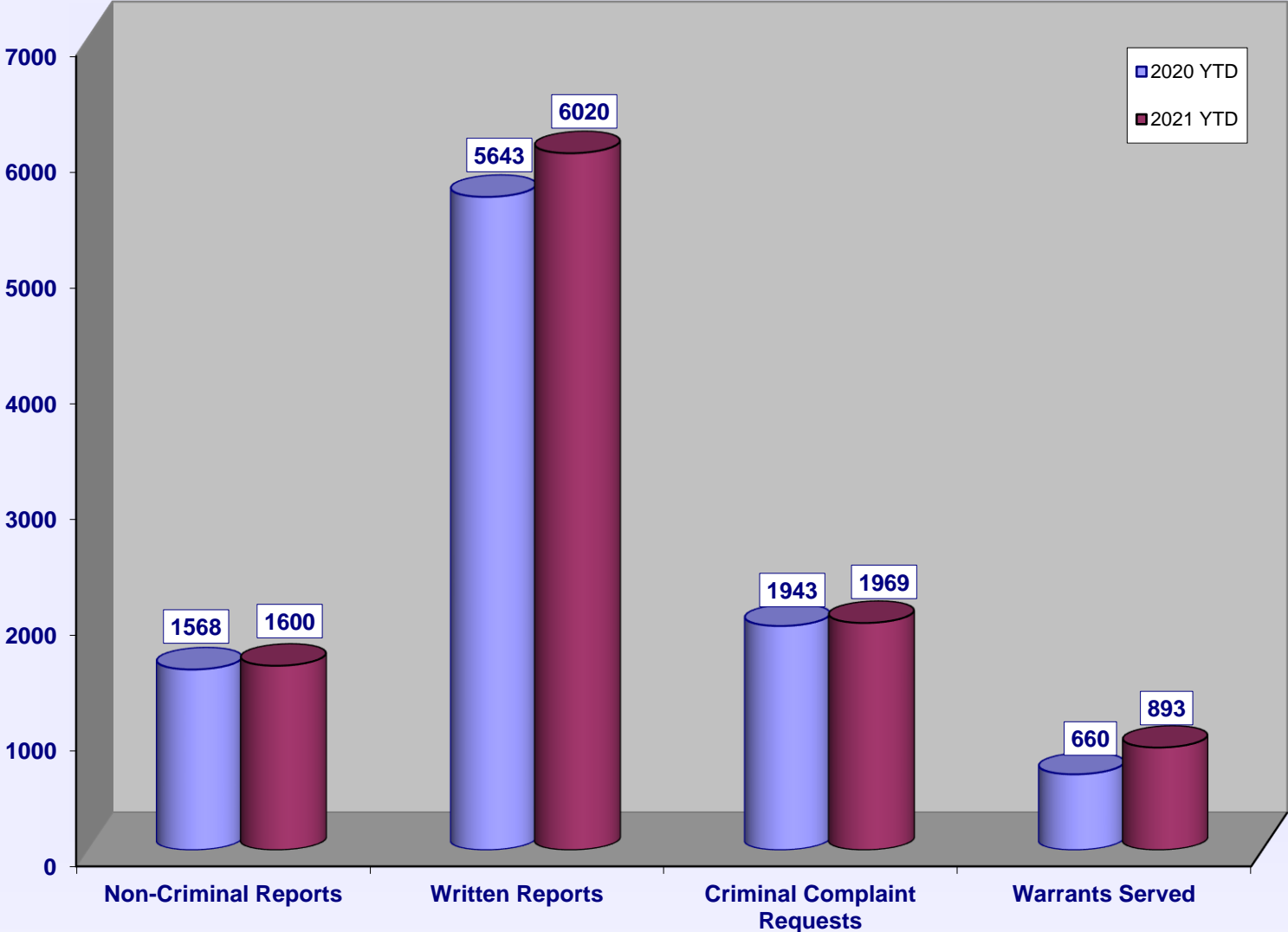
VEHICLE THEFTS 2020 - 2021



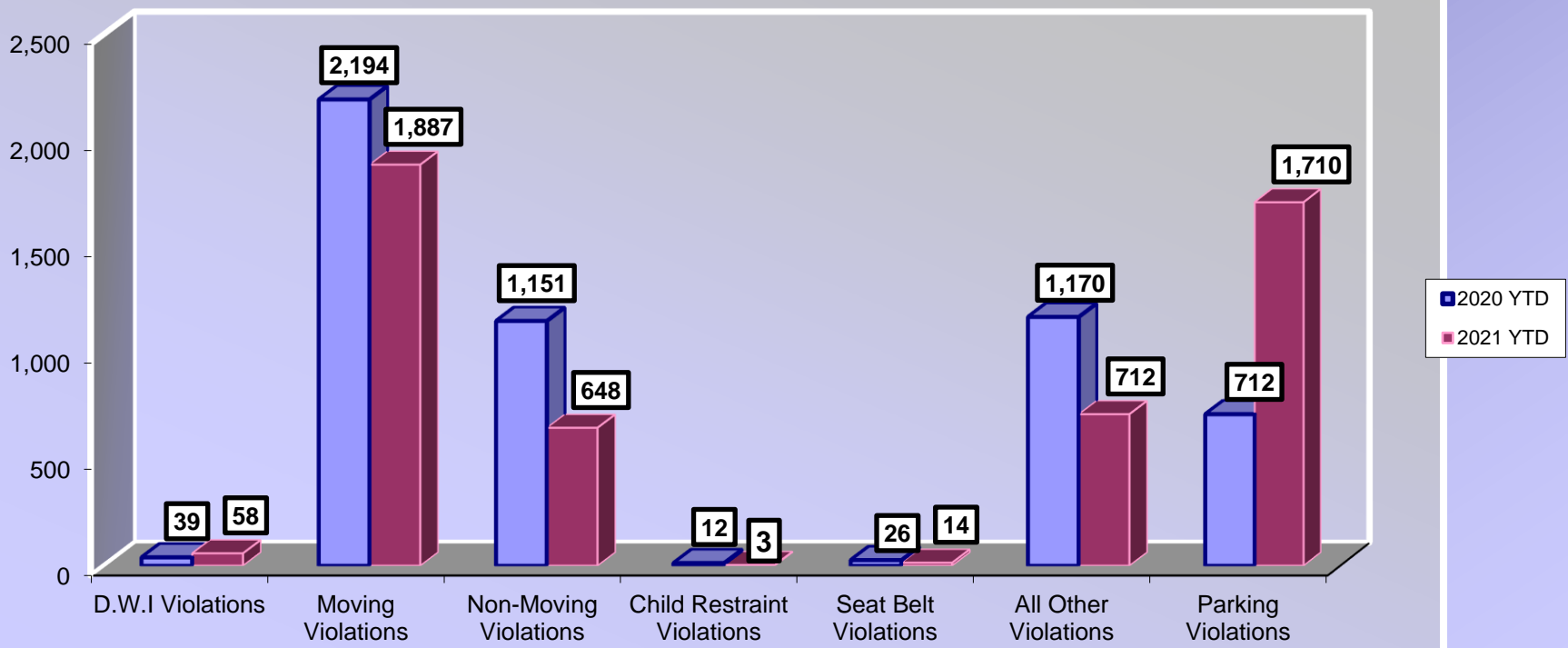
BURGLARIES 2020 - 2021 Year to Date



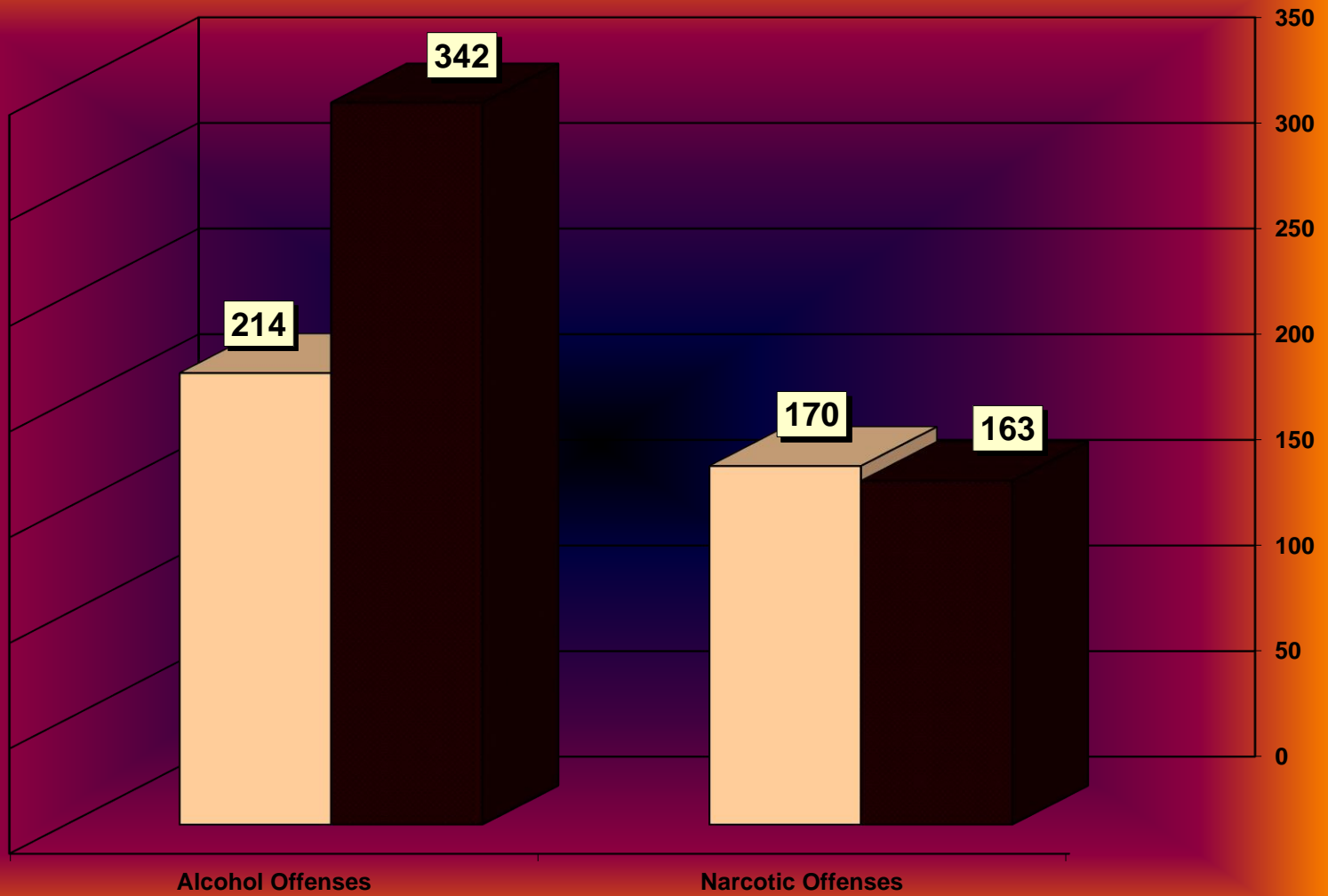
SERVICE & NON-SERVICE REQUESTS 2020 - 2021



TRAFFIC CITATIONS 2020-2021



NARCOTIC / ALCOHOL OFFENSES 2020 - 2021



■ 2021 YTD
□ 2020 YTD

Department Actions

