

MANTECA POLICE DEPARTMENT  
MONTHLY CRIME STATISTICS REPORT  
JANUARY 2022

Part One Crime Offenses	Current Month	This Month Last Year	% Change Month/Month 2022- 2021	2022 Cleared Offenses YTD	2022 Clearance RATE YTD	2022 Offenses YTD	2021 Offenses YTD	% Change YTD/YTD 2022 - 2021	2021 Cleared Offenses YTD	2021 Clearance RATE YTD
Homicide	0	0	N/C	0	N/C	0	0	N/C	0	N/C
Rape/Unlawful Interc	2	1	100.00%	0	0%	2	1	100.00%	0	0%
Robbery	8	6	33.33%	3	38%	8	6	33.33%	5	83%
Aggravated Assault	4	8	-50.00%	3	75%	4	8	-50.00%	6	75%
Commercial Burglary	12	6	100.00%	3	25%	12	6	100.00%	0	0%
Residential Burglary	4	6	-33.33%	0	0%	4	6	-33.33%	1	17%
Other Burglary	2	5	-60.00%	0	0%	2	5	-60.00%	0	0%
Auto Burglary	22	19	15.79%	0	0%	22	19	15.79%	0	0%
Grand Theft	46	21	119.05%	7	15%	46	21	119.05%	3	14%
Vehicle Theft	15	19	-21.05%	4	27%	15	19	-21.05%	3	16%
Arson	2	0	N.C.	0	0%	2	0	N/C	0	N/C
All Other Felonies	15	28	-46.43%	11	73%	15	28	-46.43%	17	61%
<b>Total Felonies</b>	<b>132</b>	<b>119</b>	<b>10.92%</b>	<b>31</b>	<b>23%</b>	<b>132</b>	<b>119</b>	<b>10.92%</b>	<b>35</b>	<b>29%</b>
<b>Total Burglaries</b>	<b>40</b>	<b>36</b>	<b>11.11%</b>	<b>3</b>	<b>8%</b>	<b>40</b>	<b>36</b>	<b>11.11%</b>	<b>1</b>	<b>3%</b>
Misdemeanor Offenses	Current Month	This Month Last Year	% Change Month/Month 2022 - 2021	2022 Cleared Offenses YTD	2022 Clearance RATE YTD	2022 Offenses YTD	2021 Offenses YTD	% Change YTD/YTD 2022 - 2021	2021 Cleared Offenses YTD	2021 Clearance RATE YTD
Misdemeanor Thefts	96	87	10.34%	18	19%	96	87	10.34%	16	18%
All Other Misdemeanors	167	171	-2.34%	118	71%	167	171	-2.34%	100	58%
<b>Total Misdemeanors</b>	<b>263</b>	<b>258</b>	<b>1.94%</b>	<b>136</b>	<b>52%</b>	<b>263</b>	<b>258</b>	<b>1.94%</b>	<b>116</b>	<b>45%</b>
Miscellaneous Offenses	Current Month	This Month Last Year	% Change Month/Month 2022 - 2021	2022 Cleared Offenses YTD	2022 Clearance RATE YTD	2022 Offenses YTD	2021 Offenses YTD	% Change YTD/YTD 2022 - 2021	2021 Cleared Offenses YTD	2021 Clearance RATE YTD
Total Narcotic Offenses	5	17	-70.59%	5	100%	5	17	-70.59%	14	82%
Total Alcohol Offenses	17	17	0.00%	18	106%	17	17	0.00%	17	100%
Total Domestic Violence	25	28	-10.71%	10	40%	25	28	-10.71%	23	82%
Total Fraud/Forgery	25	16	56.25%	4	16%	25	16	56.25%	1	6%
Total Vehicle Abatements	0	0	N/C	0	N/C	0	0	N/C	0	N/C
	<b>72</b>	<b>78</b>	<b>-7.69%</b>	<b>37</b>	<b>51%</b>	<b>72</b>	<b>78</b>	<b>-7.69%</b>	<b>55</b>	<b>71%</b>
*N.C. - not calculable	*N/C - no change									
Chief _____										
						0				

MANTECA POLICE DEPARTMENT  
MONTHLY CRIME STATISTICS REPORT  
JANUARY 2022

Non-Criminal Reports & Services	Current Month	2022 YTD	2021 YTD	% Change YTD/YTD 2022 - 2021
Non-Criminal Reports	114	114	100	14.00%
Service Requests	3273	3273	3754	-12.81%
Written Reports	465	465	463	0.43%
Criminal Complaint Requests	145	145	147	-1.36%
Warrants Served	72	72	43	67.44%

Property Value	Current Month	2022 YTD	2021 YTD	% Change YTD/YTD 2022 - 2021
Property Stolen	\$461,935.00	\$461,935.00	\$259,492.00	78.02%
Property Recovered	\$246,748.00	\$246,748.00	\$119,103.00	107.17%
% Property Value Recovered	53.42%	53.42%	45.90%	16.38%

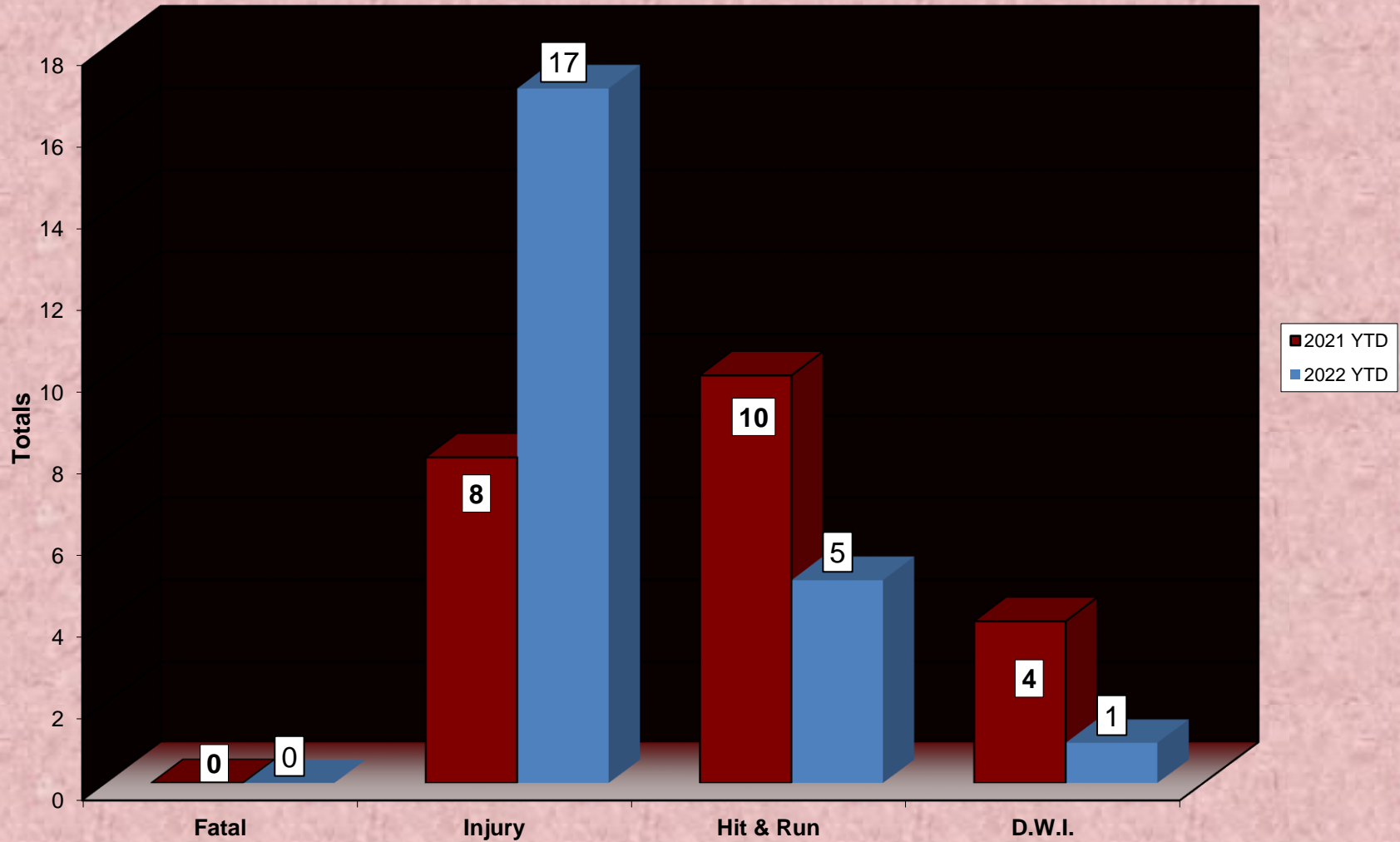
Accidents	Current Month	2022 YTD	2021 YTD	% Change YTD/YTD 2022 - 2021
Total Accidents	88	88	83	6.02%
Property Damage Only	71	71	74	-4.05%
Fatal	0	0	0	N/C
Injury	17	17	8	112.50%
Hit & Run	5	5	10	-50.00%
D.W.I.	1	1	4	-75.00%

Arrests	Current Month	2022 YTD	2021 YTD	% Change YTD/YTD 2022 - 2021
Adult Arrests	135	135	110	22.73%
Juvenile Arrests	4	4	1	300.00%
Total Arrests	139	139	111	25.23%

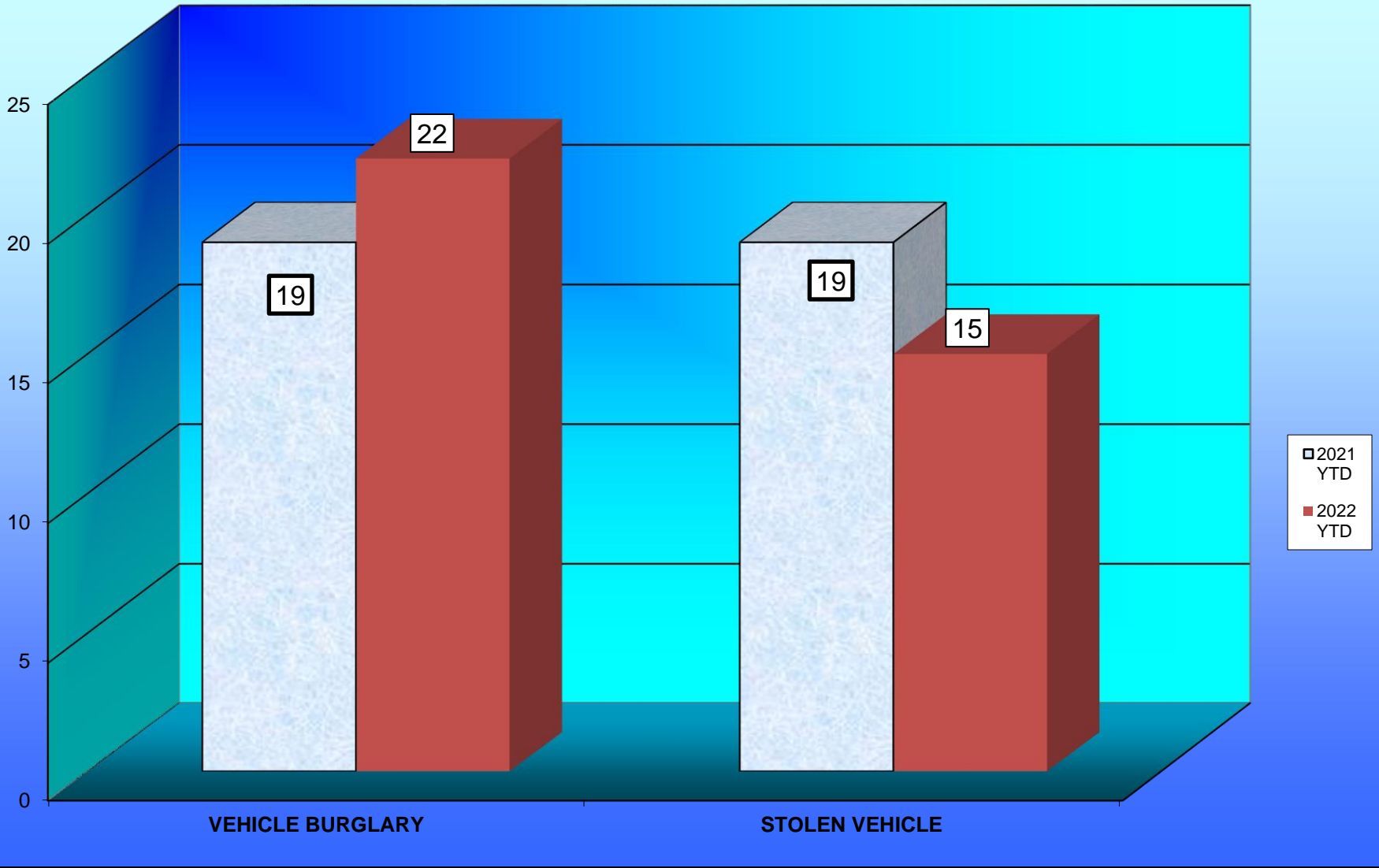
Citations	Current Month	2022 YTD	2021 YTD	% Change YTD/YTD 2022 - 2021
Total Citation Violations	199	199	407	-51.11%
D.W.I Violations	0	0	2	-100.00%
Moving Violations	68	68	274	-75.18%
Non-Moving Violations	49	49	58	-15.52%
Child Restraint Violations	0	0	0	N/C
Seat Belt Violations	1	1	2	-50.00%
All Other Violations	82	82	72	13.89%
Parking Violations	160	160	111	44.14%

Department Actions	Current Month	2022 YTD	2021 YTD	% Change YTD/YTD 2022 - 2021
Pursuits	5	5	3	66.67%
Use of Force	5	5	0	N.C.

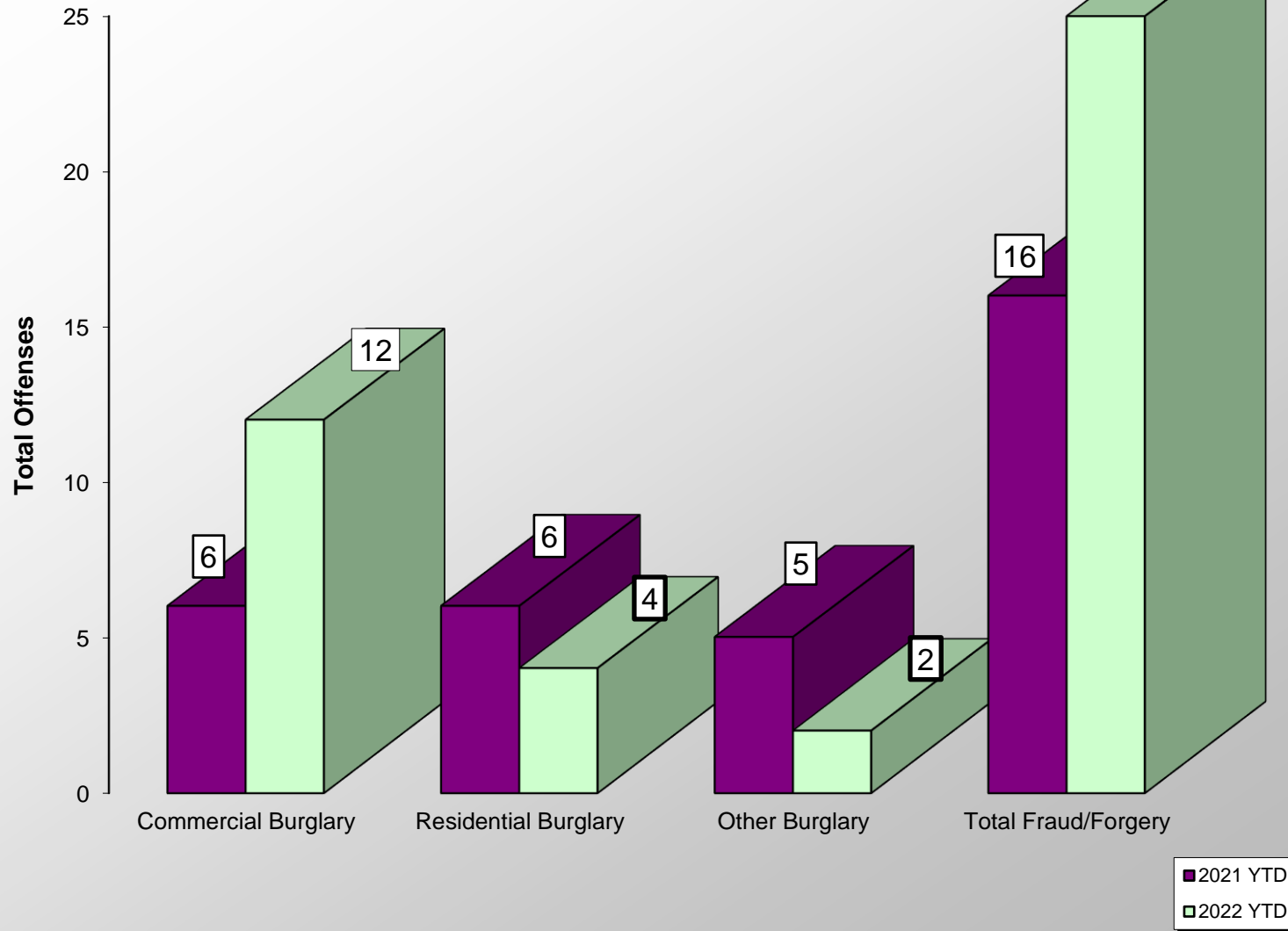
# ACCIDENT COMPARISON 2021 - 2022 Year to Date



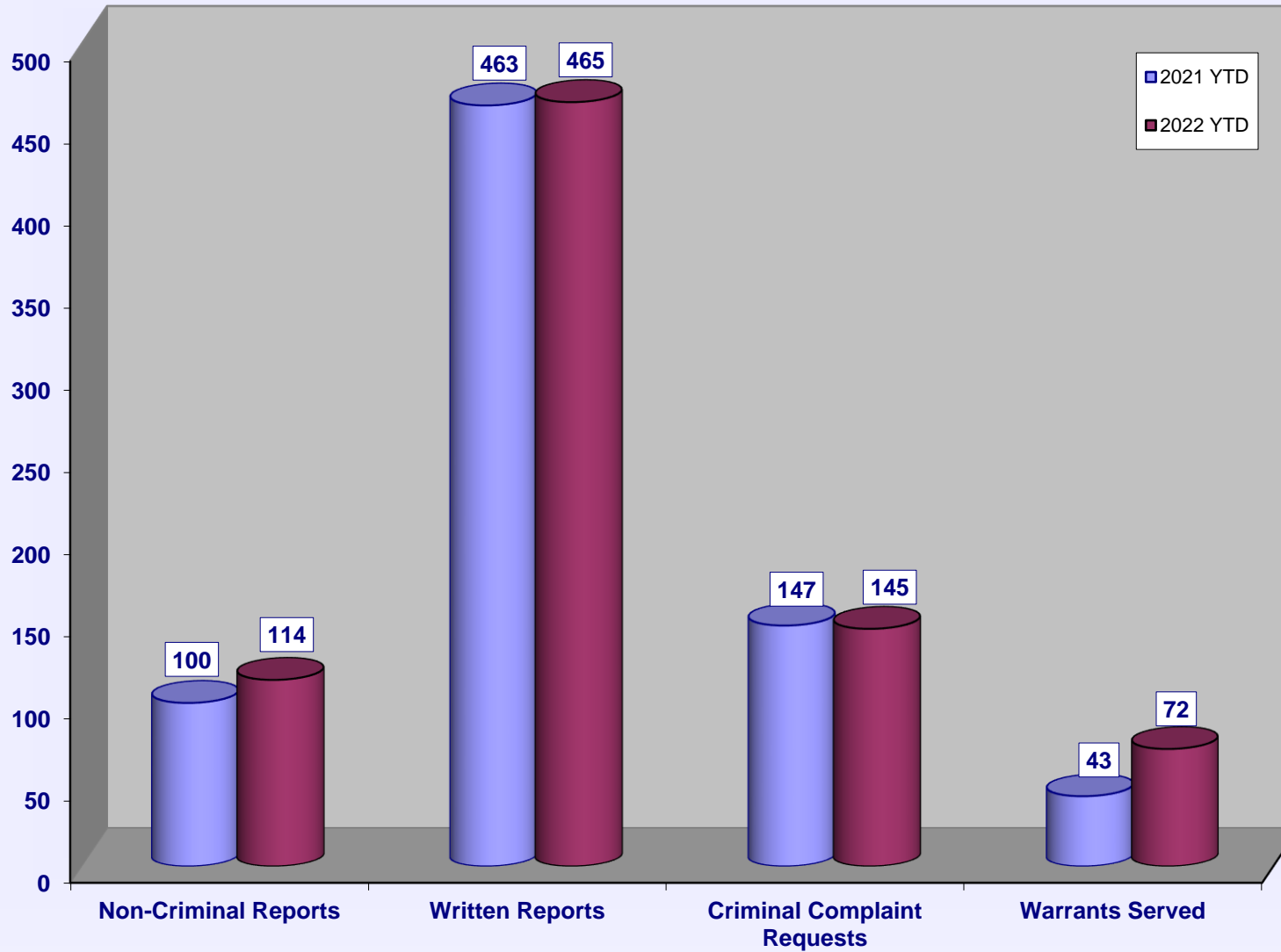
# VEHICLE THEFTS 2021 - 2022



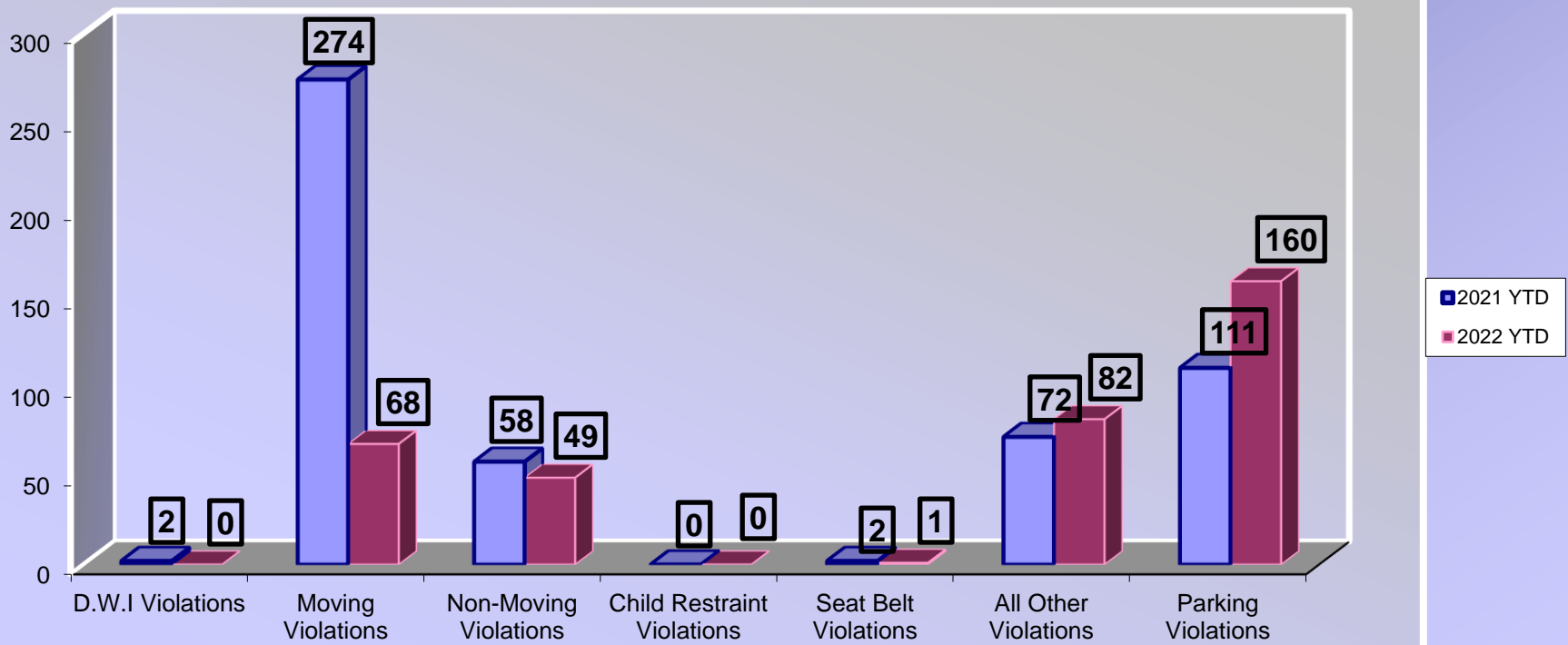
### BURGLARIES 2021 - 2022 Year to Date



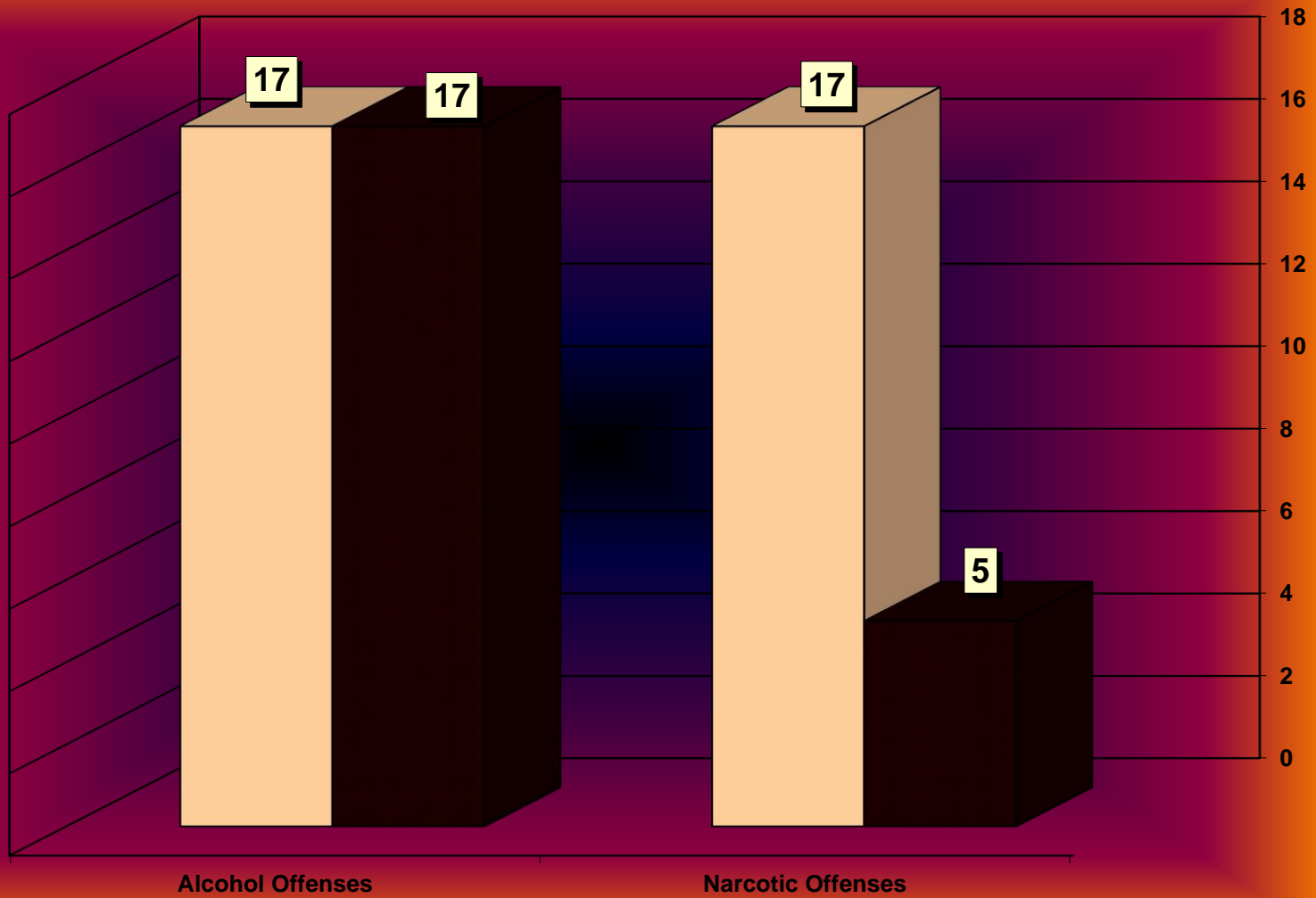
### SERVICE & NON-SERVICE REQUESTS 2021 - 2022



# TRAFFIC CITATIONS 2021-2022



# NARCOTIC / ALCOHOL OFFENSES 2021 - 2022



■ 2022 YTD  
□ 2021 YTD



## Department Actions 2021 - 2022

