

MANTECA POLICE DEPARTMENT
MONTHLY CRIME STATISTICS REPORT
FEBRUARY 2022

Part One Crime Offenses	Current Month	This Month Last Year	% Change Month/Month 2022- 2021	2022 Cleared Offenses YTD	2022 Clearance RATE YTD	2022 Offenses YTD	2021 Offenses YTD	% Change YTD/YTD 2022 - 2021	2021 Cleared Offenses YTD	2021 Clearance RATE YTD
Homicide	0	1	-100.00%	0	N/C	0	1	-100.00%	0	0%
Rape/Unlawful Interc	3	4	-25.00%	0	0%	5	5	0.00%	2	40%
Robbery	3	2	50.00%	4	36%	11	8	37.50%	5	63%
Aggravated Assault	14	14	0.00%	13	72%	18	22	-18.18%	15	68%
Commercial Burglary	10	7	42.86%	4	18%	22	13	69.23%	0	0%
Residential Burglary	2	3	-33.33%	0	0%	6	9	-33.33%	2	22%
Other Burglary	1	3	-66.67%	0	0%	3	8	-62.50%	0	0%
Auto Burglary	21	29	-27.59%	1	2%	43	48	-10.42%	0	0%
Grand Theft	42	15	180.00%	8	9%	88	36	144.44%	0	0%
Vehicle Theft	15	14	7.14%	5	17%	30	33	-9.09%	7	21%
Arson	1	2	-50.00%	1	33%	3	2	50.00%	5	250%
All Other Felonies	50	28	78.57%	29	45%	65	56	16.07%	2	4%
Total Felonies	162	122	32.79%	65	22%	294	241	21.99%	38	16%
Total Burglaries	34	42	-19.05%	5	7%	74	78	-5.13%	2	3%
Misdemeanor Offenses	Current Month	This Month Last Year	% Change Month/Month 2022 - 2021	2022 Cleared Offenses YTD	2022 Clearance RATE YTD	2022 Offenses YTD	2021 Offenses YTD	% Change YTD/YTD 2022 - 2021	2021 Cleared Offenses YTD	2021 Clearance RATE YTD
Misdemeanor Thefts	87	79	10.13%	30	16%	183	166	10.24%	25	15%
All Other Misdemeanors	167	142	17.61%	222	66%	334	313	6.71%	207	66%
Total Misdemeanors	254	221	14.93%	252	49%	517	479	7.93%	232	48%
Miscellaneous Offenses	Current Month	This Month Last Year	% Change Month/Month 2022 - 2021	2022 Cleared Offenses YTD	2022 Clearance RATE YTD	2022 Offenses YTD	2021 Offenses YTD	% Change YTD/YTD 2022 - 2021	2021 Cleared Offenses YTD	2021 Clearance RATE YTD
Total Narcotic Offenses	6	15	-60.00%	11	100%	11	32	-65.63%	29	91%
Total Alcohol Offenses	26	26	0.00%	43	100%	43	43	0.00%	42	98%
Total Domestic Violence	20	19	5.26%	23	51%	45	47	-4.26%	38	81%
Total Fraud/Forgery	38	11	245.45%	5	8%	63	27	133.33%	2	7%
Total Vehicle Abatements	0	0	N/C	0	N/C	0	0	N/C	0	N/C
	90	71	26.76%	82	51%	162	149	8.72%	111	74%
*N.C. - not calculable	*N/C - no change									
Chief _____										
						0				

MANTECA POLICE DEPARTMENT
MONTHLY CRIME STATISTICS REPORT
FEBRUARY 2022

Non-Criminal Reports & Services	Current Month	2022 YTD	2021 YTD	% Change YTD/YTD 2022 - 2021
Non-Criminal Reports	113	227	205	10.73%
Service Requests	3293	6566	7382	-11.05%
Written Reports	466	931	903	3.10%
Criminal Complaint Requests	117	262	282	-7.09%
Warrants Served	72	144	93	54.84%

Property Value	Current Month	2022 YTD	2021 YTD	% Change YTD/YTD 2022 - 2021
Property Stolen	\$402,167.00	\$864,102.00	\$498,712.00	73.27%
Property Recovered	\$253,409.00	\$500,157.00	\$228,278.00	119.10%
% Property Value Recovered	63.01%	57.88%	45.77%	26.45%

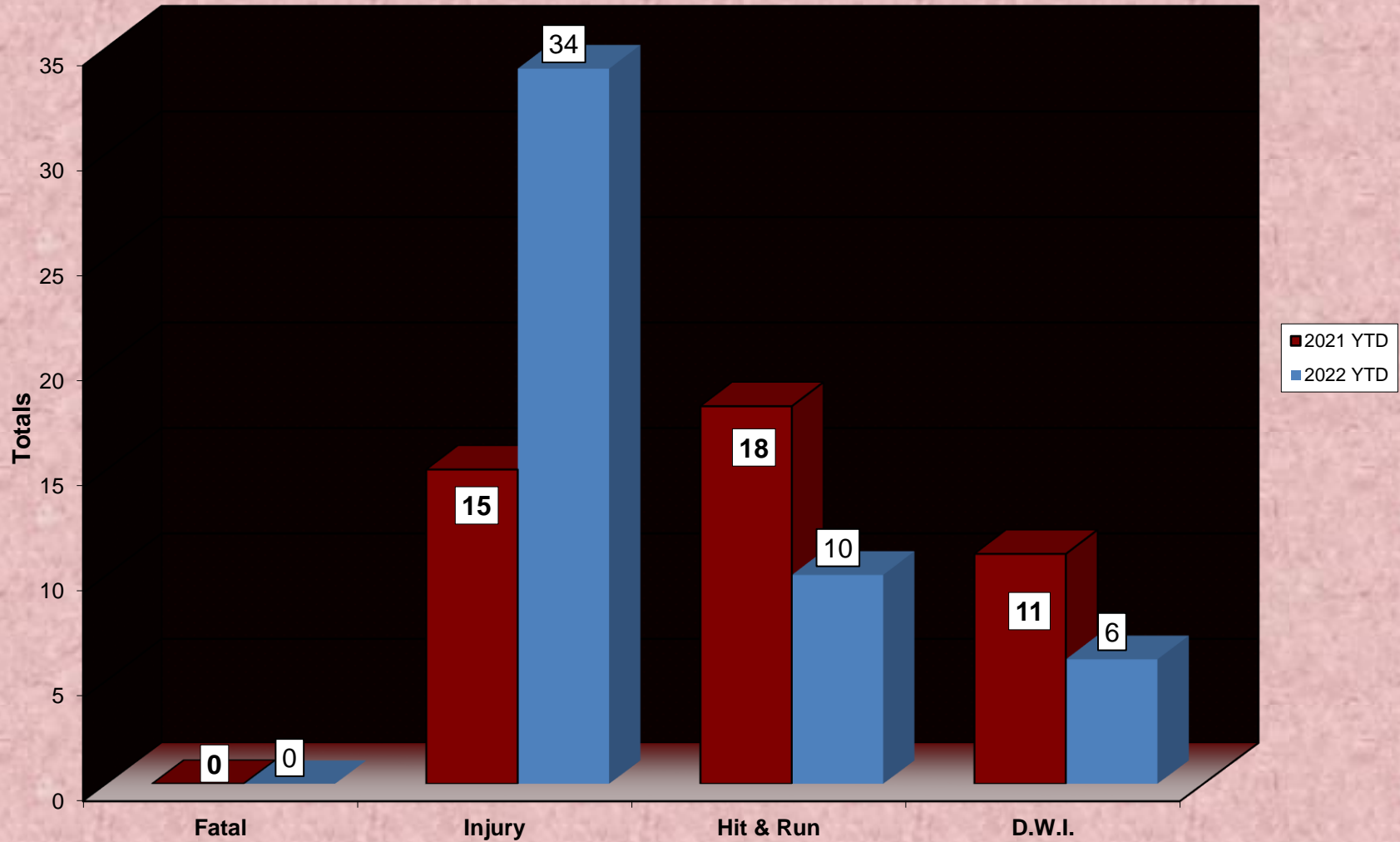
Accidents	Current Month	2022 YTD	2021 YTD	% Change YTD/YTD 2022 - 2021
Total Accidents	95	183	156	17.31%
Property Damage Only	78	149	140	6.43%
Fatal	0	0	0	#DIV/0!
Injury	17	34	15	126.67%
Hit & Run	5	10	18	-44.44%
D.W.I.	5	6	11	-45.45%

Arrests	Current Month	2022 YTD	2021 YTD	% Change YTD/YTD 2022 - 2021
Adult Arrests	145	280	231	21.21%
Juvenile Arrests	6	10	4	150.00%
Total Arrests	151	290	235	23.40%

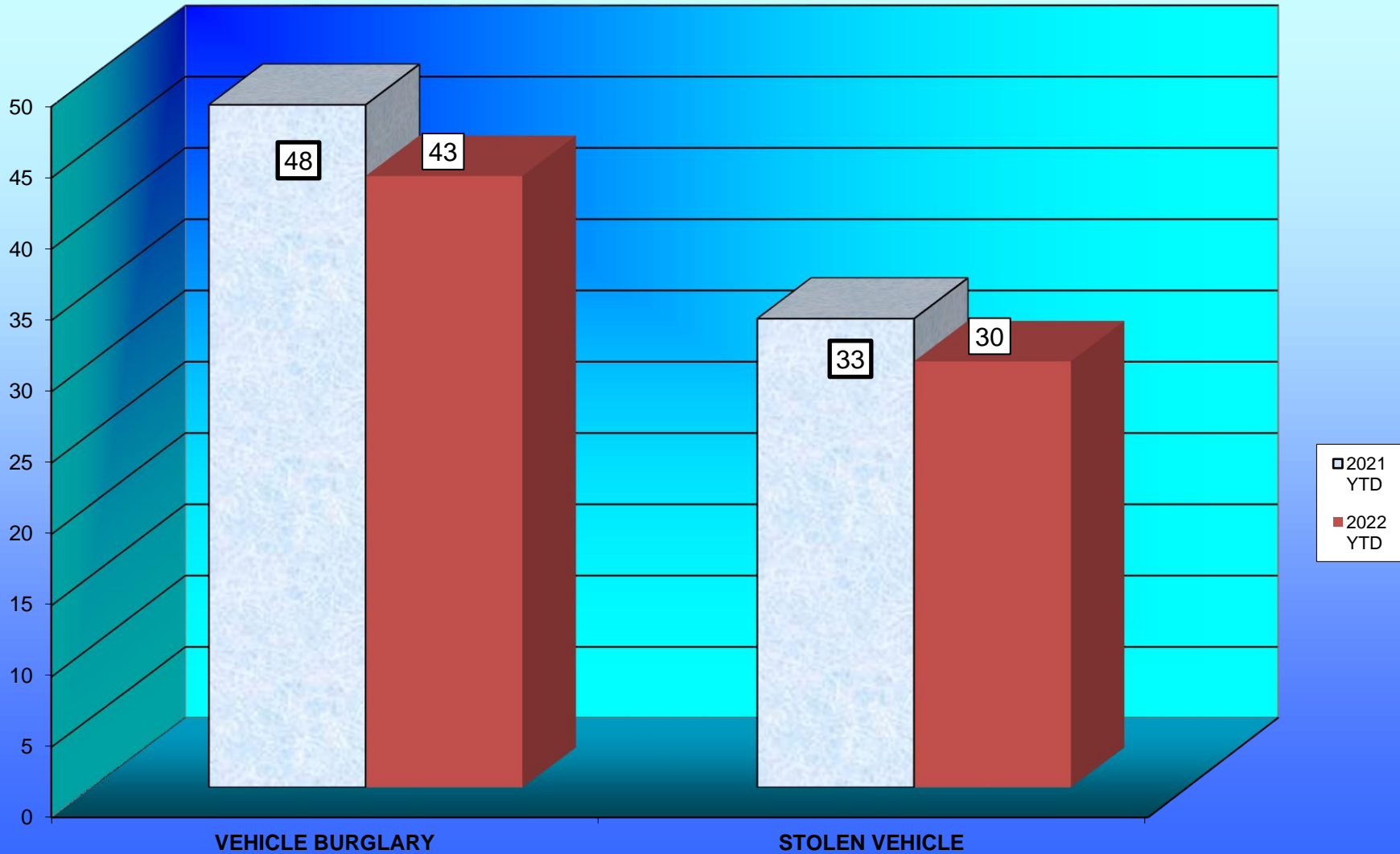
Citations	Current Month	2022 YTD	2021 YTD	% Change YTD/YTD 2022 - 2021
Total Citation Violations	170	369	822	-55.11%
D.W.I Violations	1	1	8	-87.50%
Moving Violations	65	133	549	-75.77%
Non-Moving Violations	50	99	108	-8.33%
Child Restraint Violations	0	0	1	-100.00%
Seat Belt Violations	1	2	2	0.00%
All Other Violations	53	135	152	-11.18%
Parking Violations	104	264	233	13.30%

Department Actions	Current Month	2022 YTD	2021 YTD	% Change YTD/YTD 2022 - 2021
Pursuits	4	9	7	28.57%
Use of Force	1	6	2	200.00%

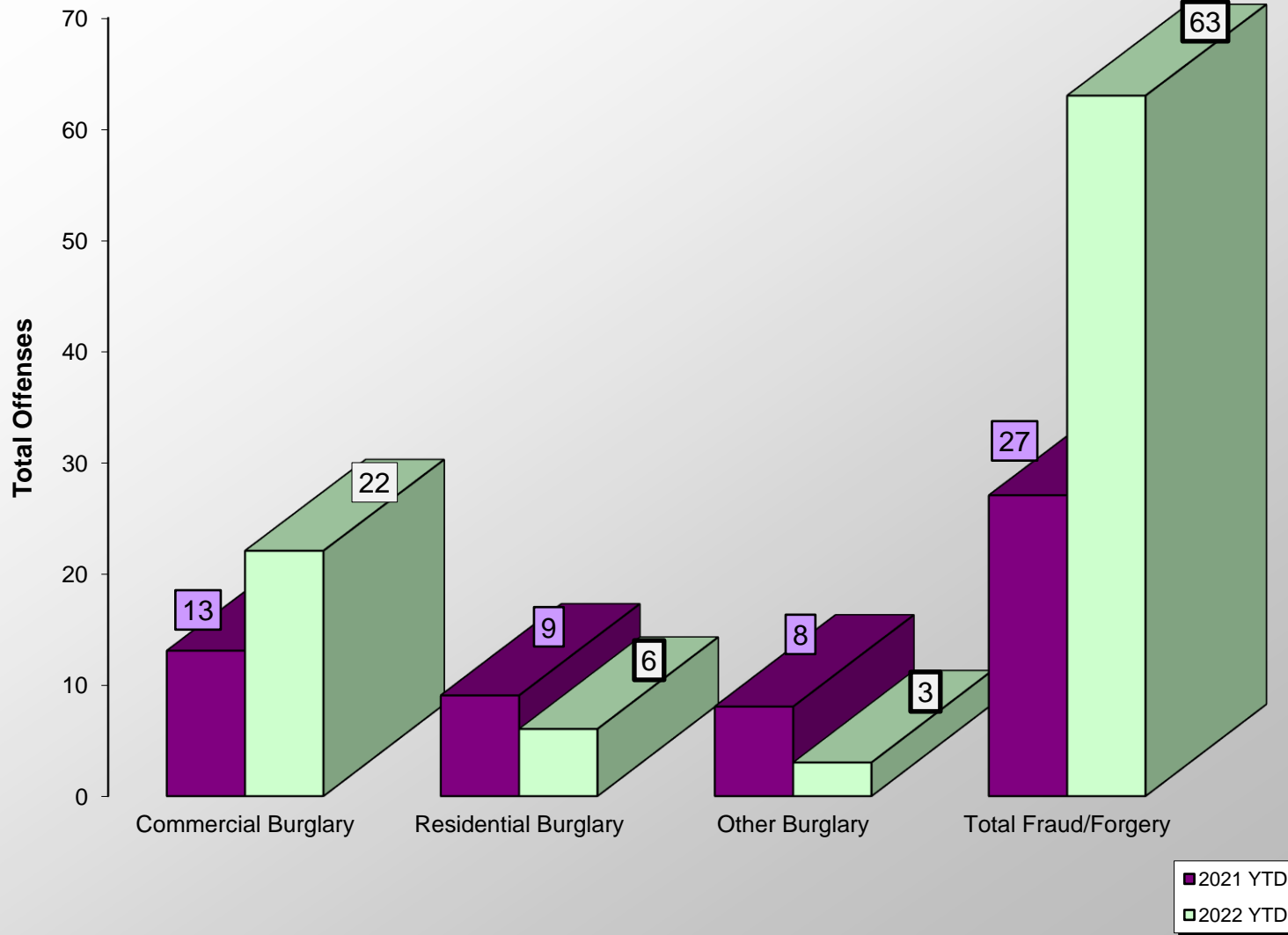
ACCIDENT COMPARISON 2021 - 2022 Year to Date



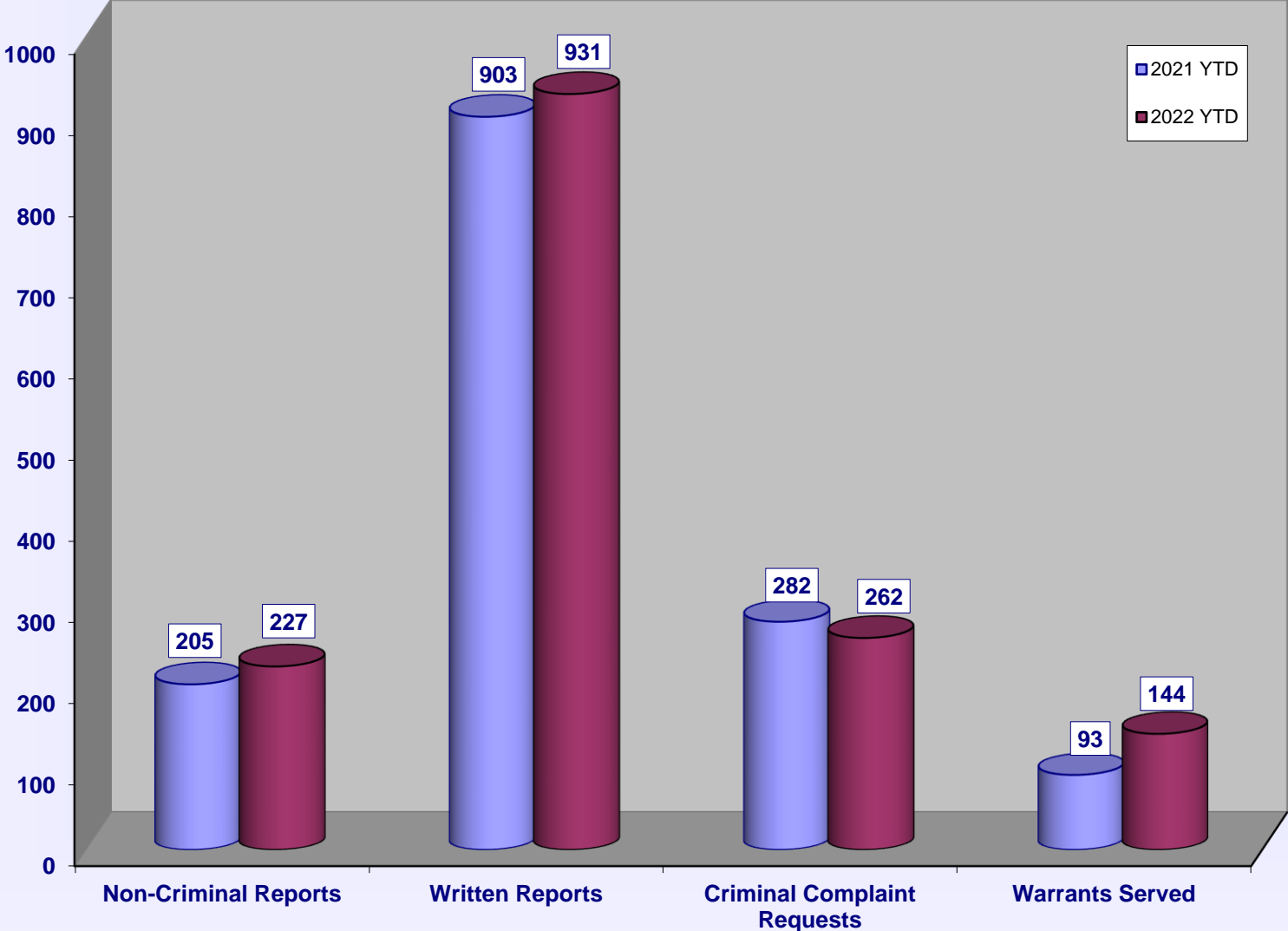
VEHICLE THEFTS 2021 - 2022



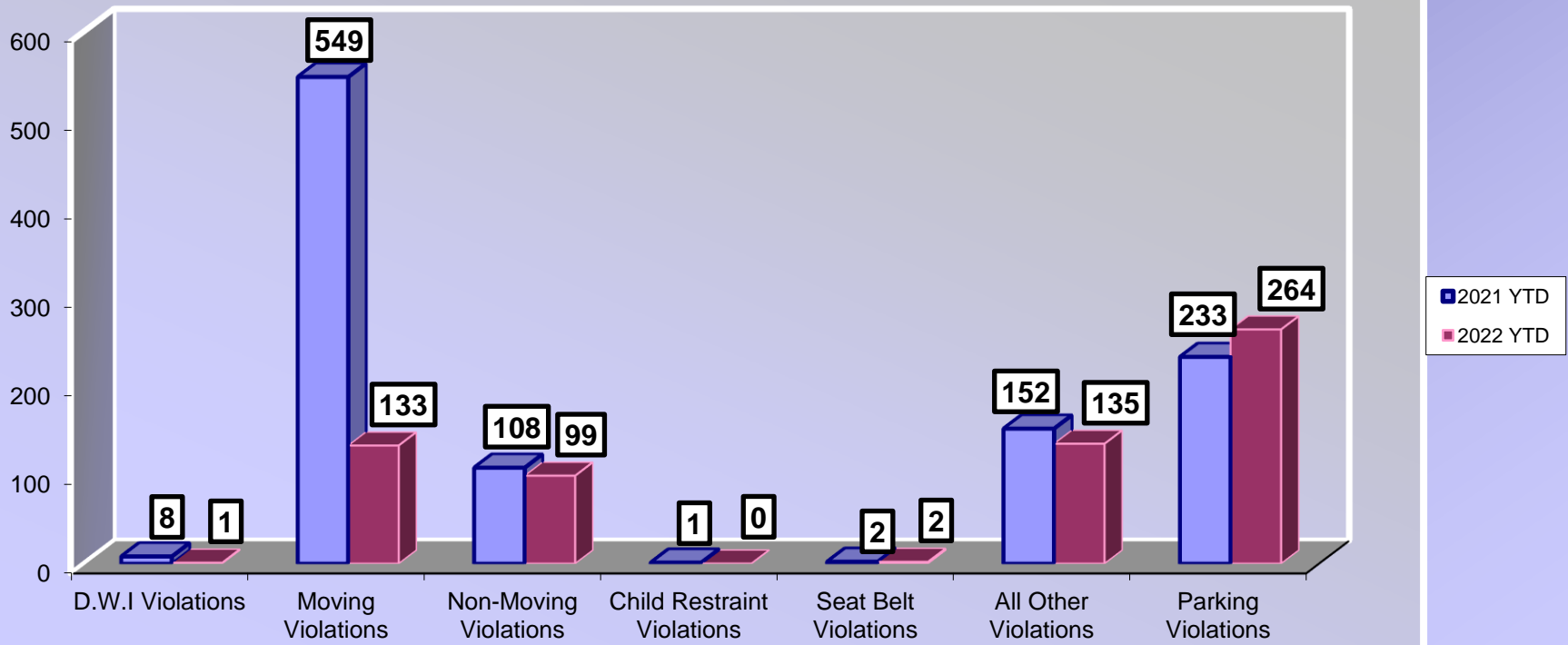
BURGLARIES 2021 - 2022 Year to Date



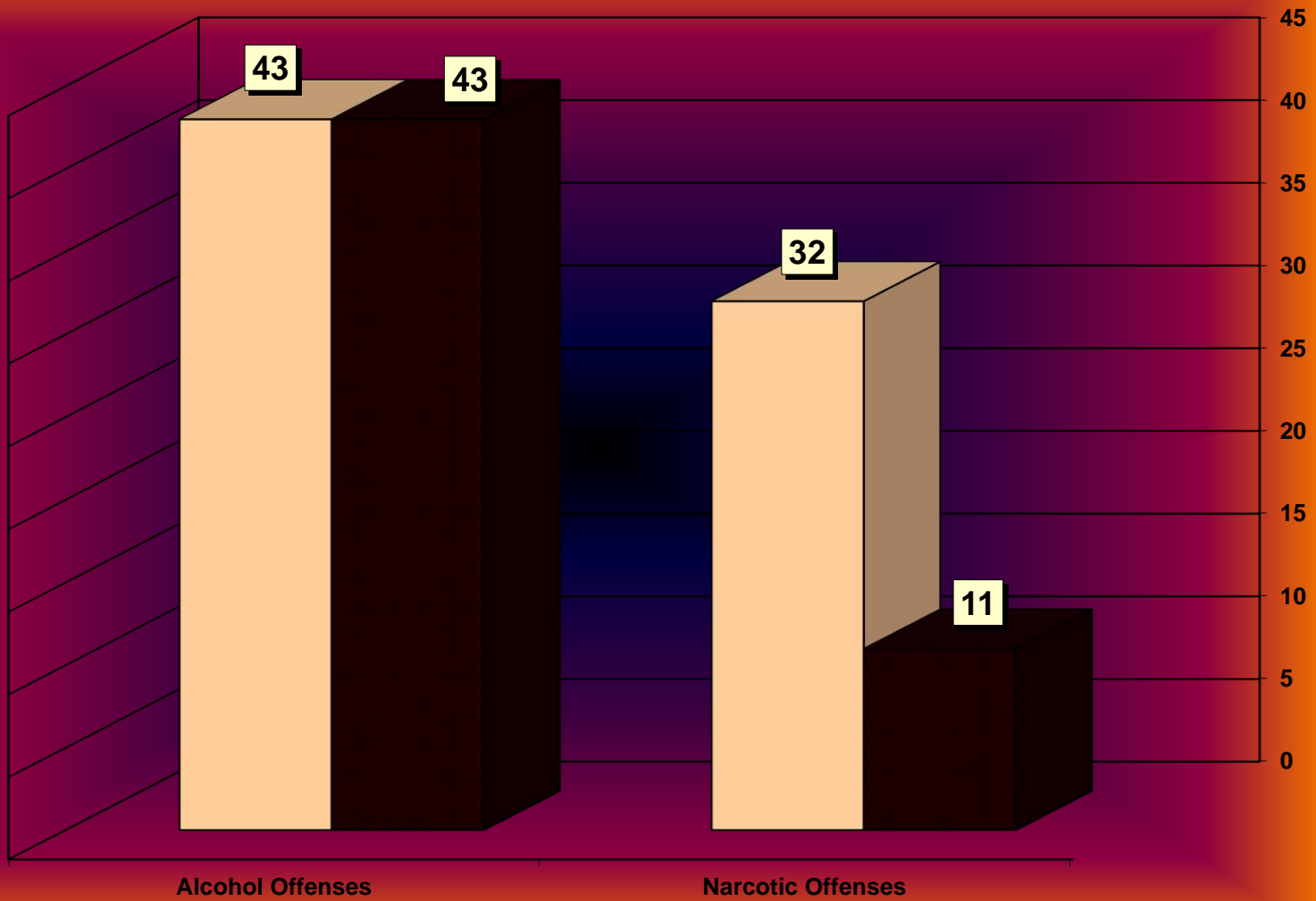
SERVICE & NON-SERVICE REQUESTS 2021 - 2022



TRAFFIC CITATIONS 2021-2022



NARCOTIC / ALCOHOL OFFENSES 2021 - 2022



■ 2022 YTD
□ 2021 YTD

Department Actions 2021 - 2022

