

MANTECA POLICE DEPARTMENT  
MONTHLY CRIME STATISTICS REPORT  
MARCH 2022

Part One Crime Offenses	Current Month	This Month Last Year	% Change Month/Month 2022- 2021	2022 Cleared Offenses YTD	2022 Clearance RATE YTD	2022 Offenses YTD	2021 Offenses YTD	% Change YTD/YTD 2022 - 2021	2021 Cleared Offenses YTD	2021 Clearance RATE YTD
Homicide	0	0	#DIV/0!	0	#DIV/0!	0	1	-100.00%	0	0%
Rape/Unlawful Interc	4	0	#DIV/0!	2	22%	9	5	80.00%	2	40%
Robbery	5	3	66.67%	7	44%	16	11	45.45%	5	45%
Aggravated Assault	12	10	20.00%	19	63%	30	32	-6.25%	23	72%
Commercial Burglary	11	9	22.22%	7	21%	33	22	50.00%	1	5%
Residential Burglary	6	4	50.00%	1	8%	12	13	-7.69%	3	23%
Other Burglary	2	2	0.00%	0	0%	5	10	-50.00%	0	0%
Auto Burglary	17	5	240.00%	2	3%	60	53	13.21%	0	0%
Grand Theft	40	22	81.82%	16	13%	128	58	120.69%	8	14%
Vehicle Theft	18	18	0.00%	9	19%	48	51	-5.88%	11	22%
Arson	3	1	200.00%	2	33%	6	3	100.00%	2	67%
All Other Felonies	37	26	42.31%	49	48%	102	82	24.39%	60	73%
<b>Total Felonies</b>	<b>155</b>	<b>100</b>	<b>55.00%</b>	<b>114</b>	<b>25%</b>	<b>449</b>	<b>341</b>	<b>31.67%</b>	<b>115</b>	<b>34%</b>
<b>Total Burglaries</b>	<b>36</b>	<b>20</b>	<b>80.00%</b>	<b>10</b>	<b>9%</b>	<b>110</b>	<b>98</b>	<b>12.24%</b>	<b>4</b>	<b>4%</b>
Misdemeanor Offenses	Current Month	This Month Last Year	% Change Month/Month 2022 - 2021	2022 Cleared Offenses YTD	2022 Clearance RATE YTD	2022 Offenses YTD	2021 Offenses YTD	% Change YTD/YTD 2022 - 2021	2021 Cleared Offenses YTD	2021 Clearance RATE YTD
Misdemeanor Thefts	91	85	7.06%	49	18%	274	251	9.16%	35	14%
All Other Misdemeanors	173	173	0.00%	311	61%	507	486	4.32%	324	67%
<b>Total Misdemeanors</b>	<b>264</b>	<b>258</b>	<b>2.33%</b>	<b>360</b>	<b>46%</b>	<b>781</b>	<b>737</b>	<b>5.97%</b>	<b>359</b>	<b>49%</b>
Miscellaneous Offenses	Current Month	This Month Last Year	% Change Month/Month 2022 - 2021	2022 Cleared Offenses YTD	2022 Clearance RATE YTD	2022 Offenses YTD	2021 Offenses YTD	% Change YTD/YTD 2022 - 2021	2021 Cleared Offenses YTD	2021 Clearance RATE YTD
Total Narcotic Offenses	11	12	-8.33%	21	95%	22	44	-50.00%	40	91%
Total Alcohol Offenses	30	25	20.00%	73	100%	73	68	7.35%	64	94%
Total Domestic Violence	23	32	-28.13%	38	56%	68	79	-13.92%	65	82%
Total Fraud/Forgery	37	24	54.17%	8	8%	100	51	96.08%	4	8%
Total Vehicle Abatements	0	0	#DIV/0!	0	#DIV/0!	0	0	#DIV/0!	0	#DIV/0!
	<b>101</b>	<b>93</b>	<b>8.60%</b>	<b>140</b>	<b>53%</b>	<b>263</b>	<b>242</b>	<b>8.68%</b>	<b>173</b>	<b>71%</b>
*N.C. - not calculable	*N/C - no change									
Chief _____										
						0				

MANTECA POLICE DEPARTMENT  
MONTHLY CRIME STATISTICS REPORT  
MARCH 2022

Non-Criminal Reports & Services	Current Month	2022 YTD	2021 YTD	% Change YTD/YTD 2022 - 2021
Non-Criminal Reports	134	361	326	10.74%
Service Requests	3838	10404	11051	-5.85%
Written Reports	518	1449	1368	5.92%
Criminal Complaint Requests	161	423	457	-7.44%
Warrants Served	76	220	147	49.66%

Property Value	Current Month	2022 YTD	2021 YTD	% Change YTD/YTD 2022 - 2021
Property Stolen	\$410,454.00	\$1,274,556.00	\$786,257.00	62.10%
Property Recovered	\$201,010.00	\$701,167.00	\$359,017.00	95.30%
% Property Value Recovered	48.97%	55.01%	45.66%	20.48%

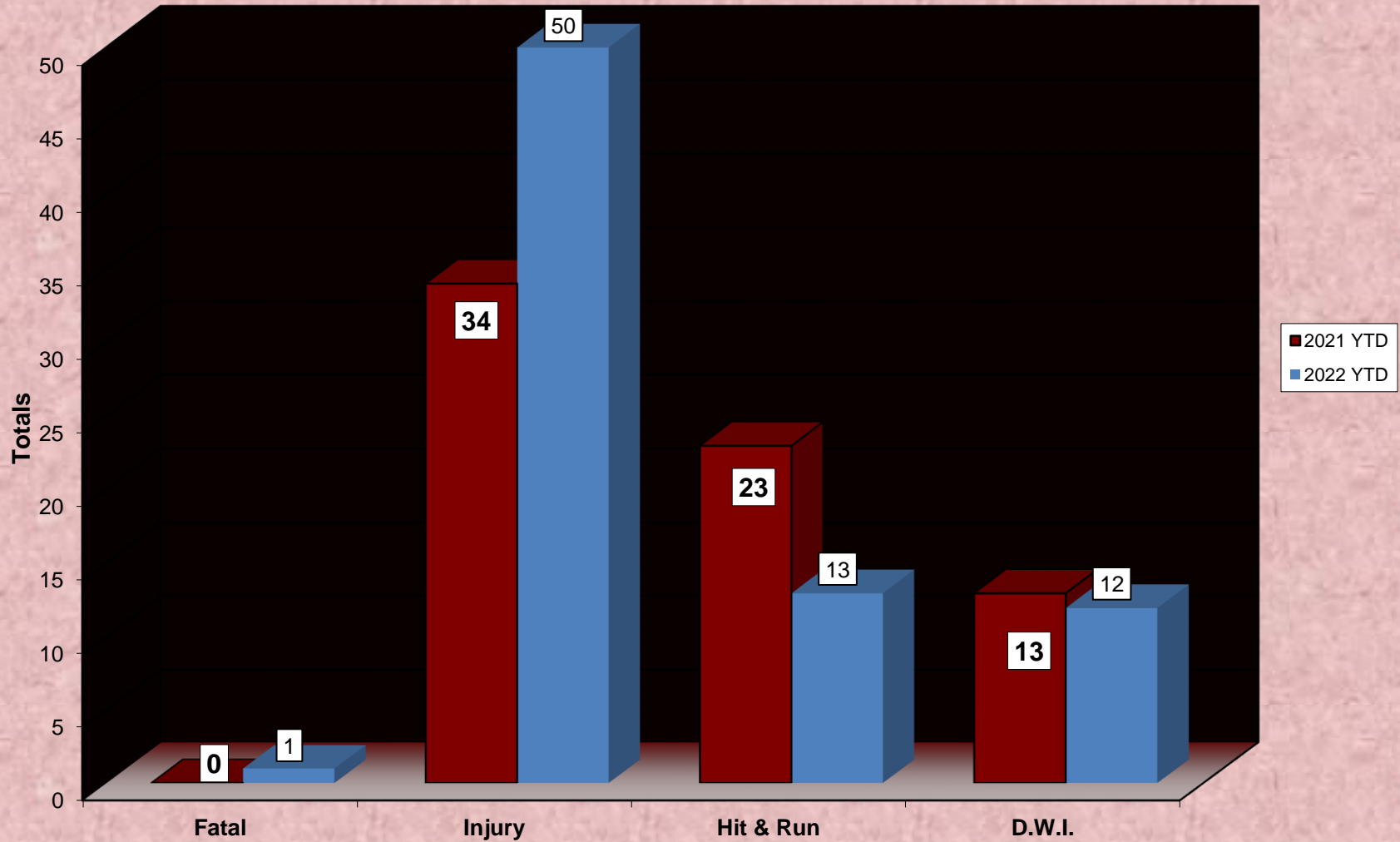
Accidents	Current Month	2022 YTD	2021 YTD	% Change YTD/YTD 2022 - 2021
Total Accidents	86	269	236	13.98%
Property Damage Only	71	220	201	9.45%
Fatal	1	1	0	#DIV/0!
Injury	16	50	34	47.06%
Hit & Run	3	13	23	-43.48%
D.W.I.	6	12	13	-7.69%

Arrests	Current Month	2022 YTD	2021 YTD	% Change YTD/YTD 2022 - 2021
Adult Arrests	153	433	371	16.71%
Juvenile Arrests	6	16	7	128.57%
Total Arrests	159	449	378	18.78%

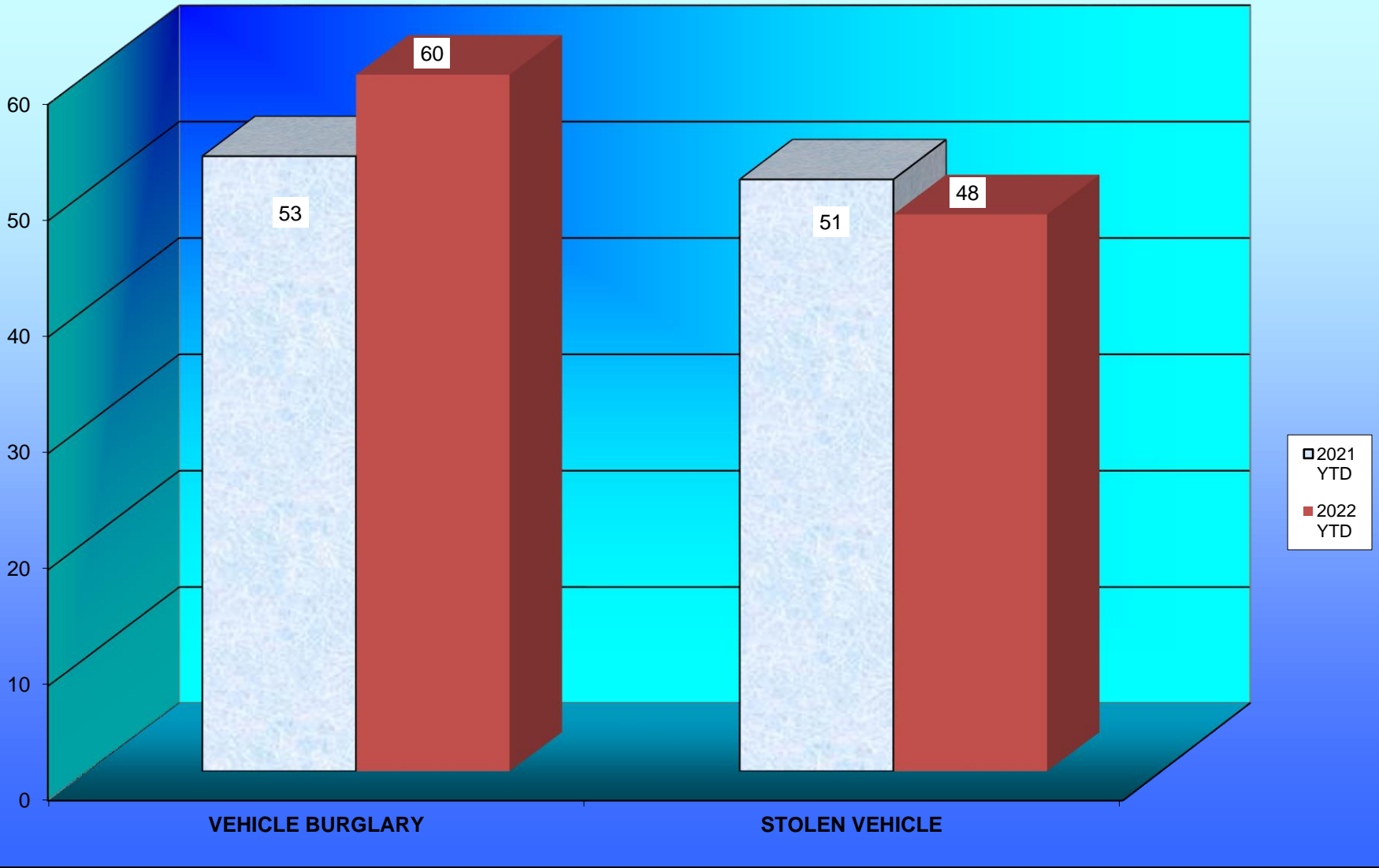
Citations	Current Month	2022 YTD	2021 YTD	% Change YTD/YTD 2022 - 2021
Total Citation Violations	299	668	1,133	-41.04%
D.W.I Violations	2	3	17	-82.35%
Moving Violations	200	333	694	-52.02%
Non-Moving Violations	42	141	188	-25.00%
Child Restraint Violations	0	0	1	-100.00%
Seat Belt Violations	1	3	3	0.00%
All Other Violations	53	188	221	-14.93%
Parking Violations	147	411	309	33.01%

Department Actions	Current Month	2022 YTD	2021 YTD	% Change YTD/YTD 2022 - 2021
Pursuits	1	10	11	-9.09%
Use of Force	3	9	2	350.00%

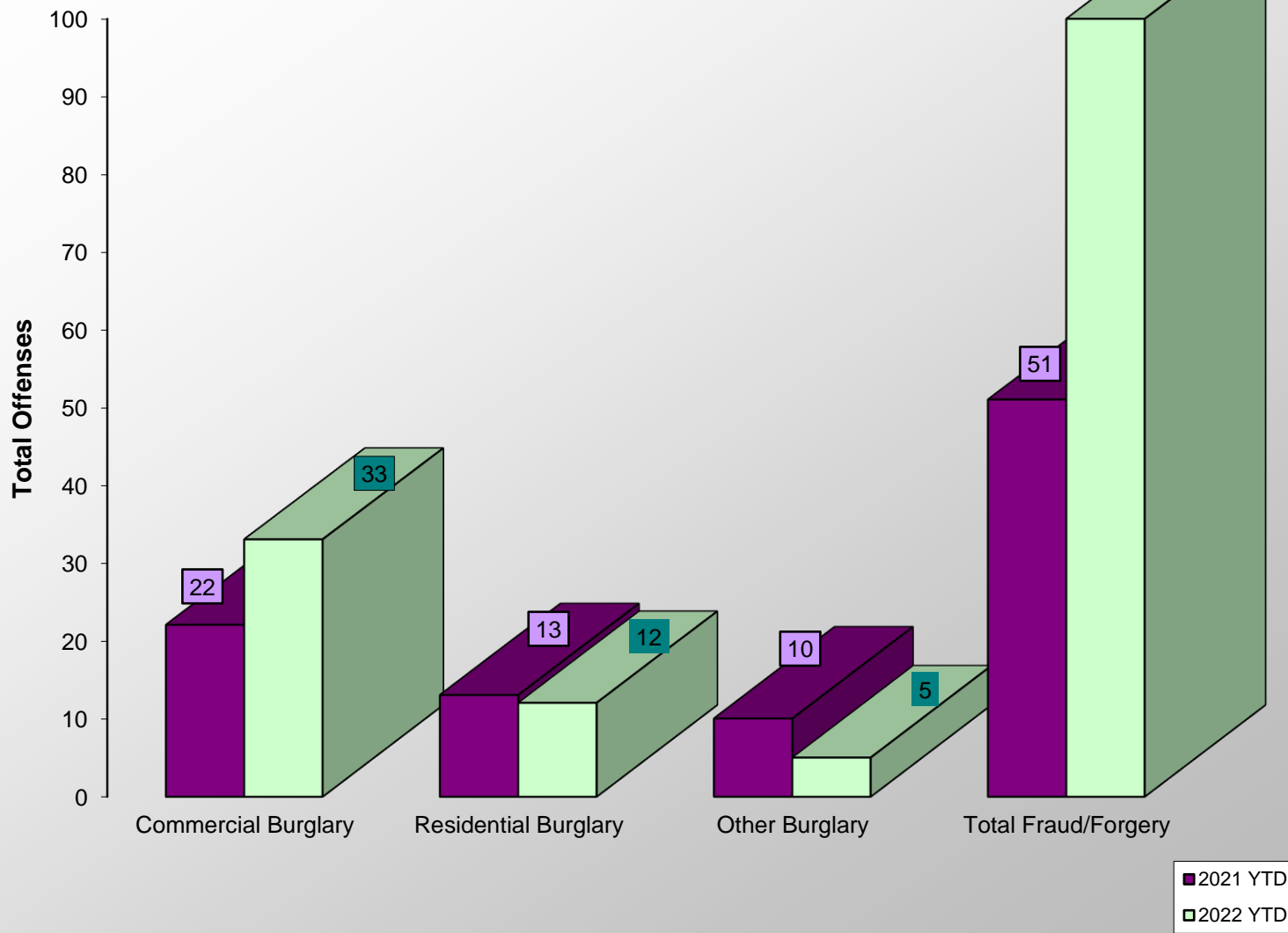
### ACCIDENT COMPARISON 2021 - 2022 Year to Date



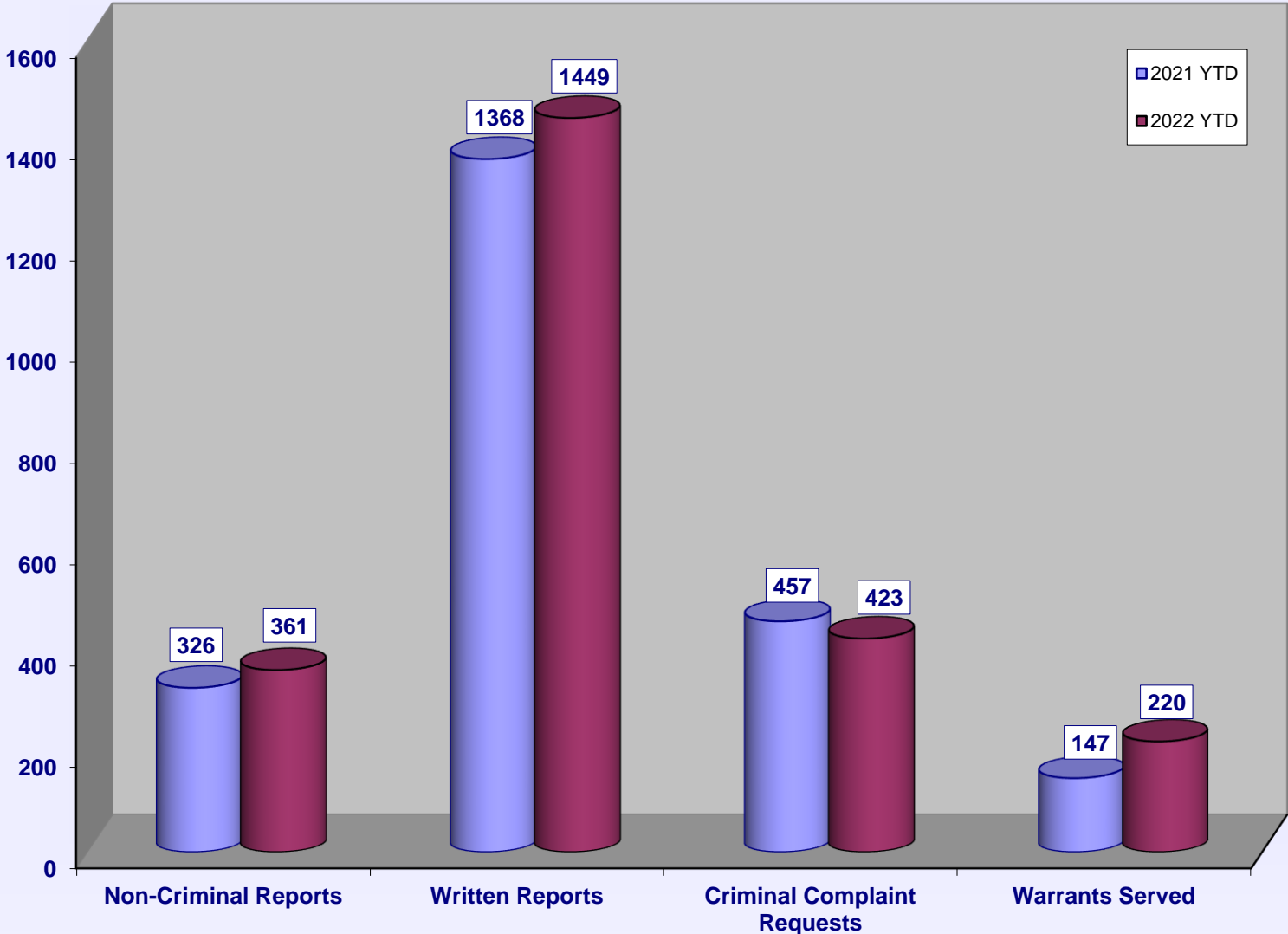
**VEHICLE THEFTS  
2021 - 2022**



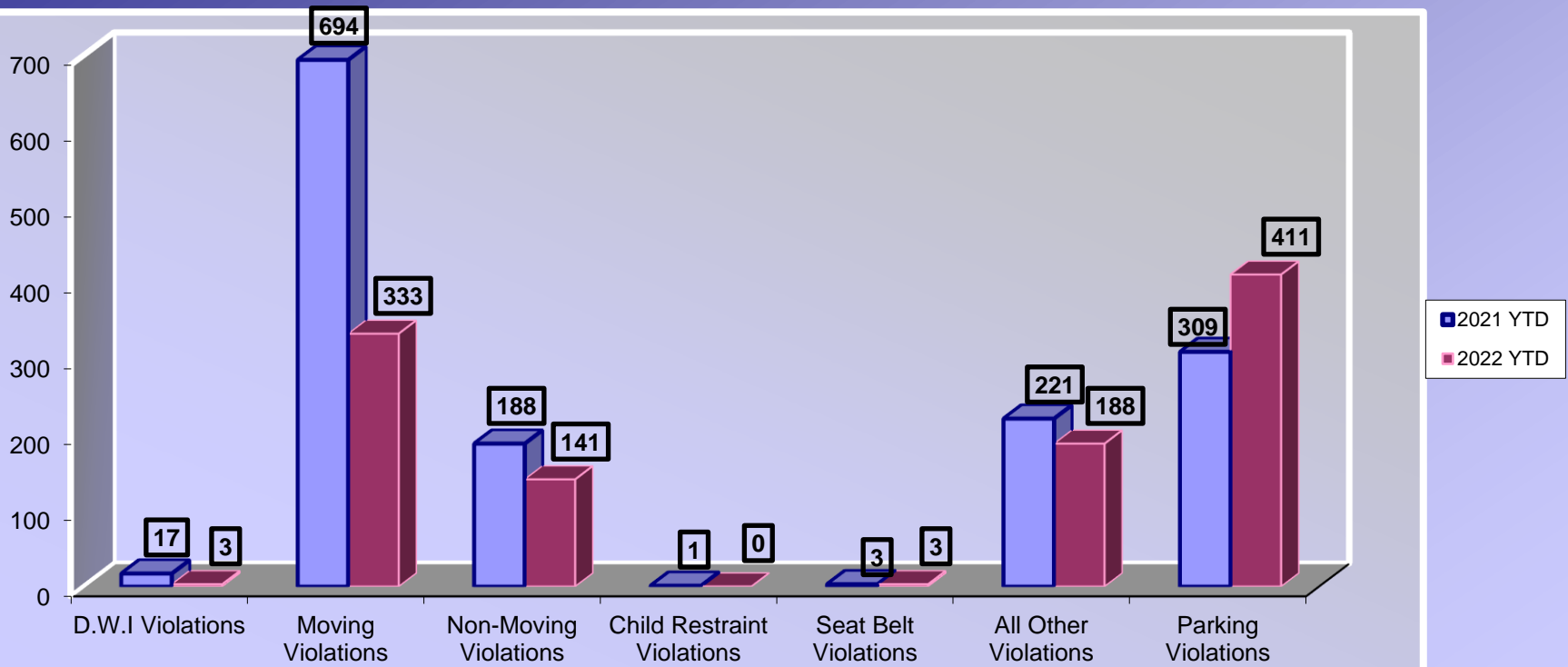
### BURGLARIES 2021 - 2022 Year to Date



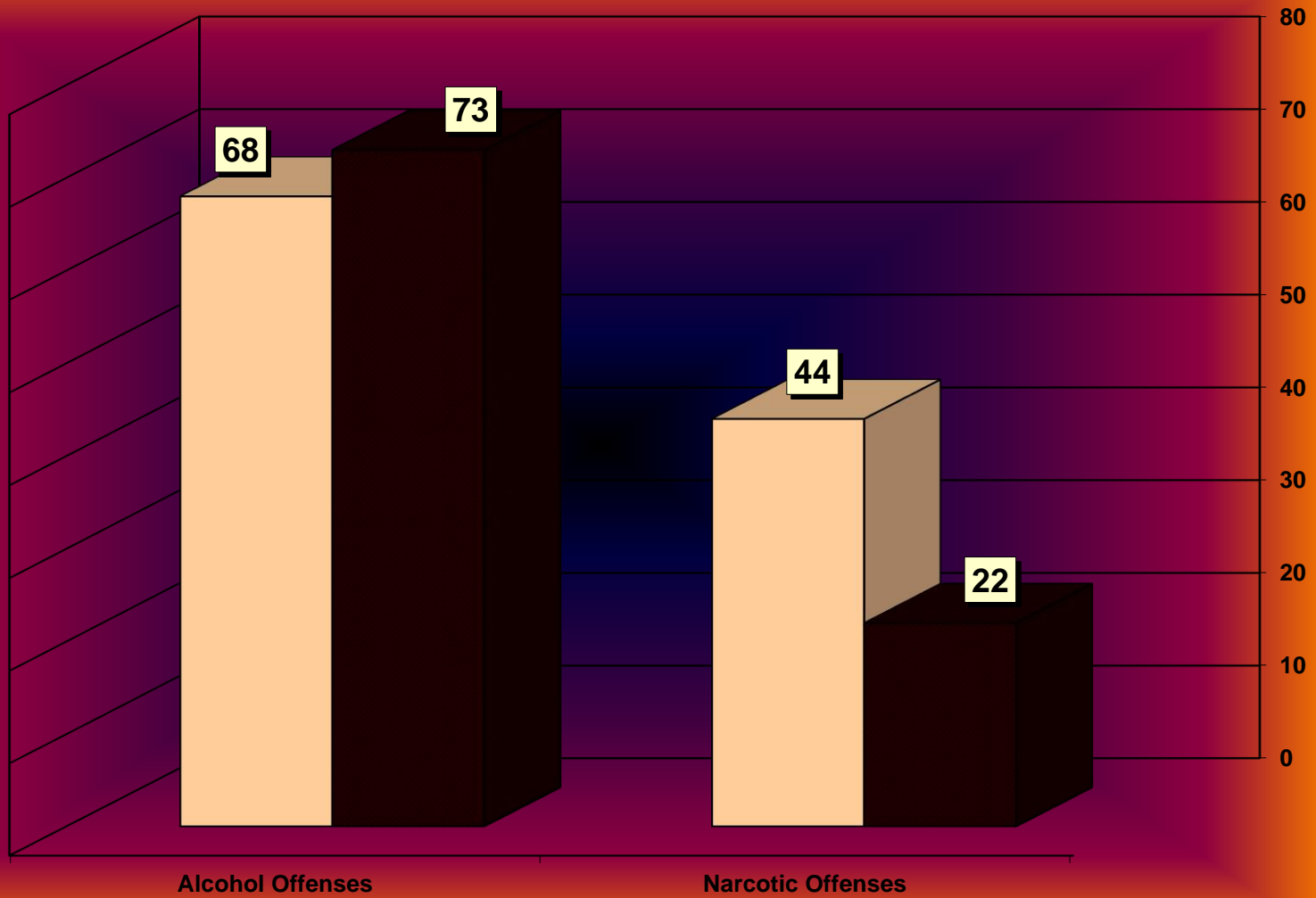
# SERVICE & NON-SERVICE REQUESTS 2021 - 2022



# TRAFFIC CITATIONS 2021-2022



# NARCOTIC / ALCOHOL OFFENSES 2021 - 2022



■ 2022 YTD  
□ 2021 YTD



## Department Actions 2021 - 2022

