

MANTECA POLICE DEPARTMENT  
MONTHLY CRIME STATISTICS REPORT  
APRIL 2022

Part One Crime Offenses	Current Month	This Month Last Year	% Change Month/Month 2022- 2021	2022 Cleared Offenses YTD	2022 Clearance RATE YTD	2022 Offenses YTD	2021 Offenses YTD	% Change YTD/YTD 2022 - 2021	2021 Cleared Offenses YTD	2021 Clearance RATE YTD
Homicide	1	0	N.C.	0	0%	1	1	N/C	0	0%
Rape/Unlawful Interc	3	3	0.00%	2	17%	12	8	50.00%	3	38%
Robbery	2	2	0.00%	7	39%	18	13	38.46%	6	46%
Aggravated Assault	10	10	0.00%	28	70%	40	42	-4.76%	33	79%
Commercial Burglary	6	10	-40.00%	7	18%	39	32	21.88%	2	6%
Residential Burglary	2	3	-33.33%	1	7%	14	16	-12.50%	4	25%
Other Burglary	0	3	-100.00%	0	0%	5	13	-61.54%	0	0%
Auto Burglary	26	11	136.36%	2	2%	86	64	34.38%	1	2%
Grand Theft	40	28	42.86%	20	12%	168	86	95.35%	11	13%
Vehicle Theft	20	21	-4.76%	14	21%	68	72	-5.56%	13	18%
Arson	7	2	250.00%	3	23%	13	5	160.00%	2	40%
All Other Felonies	27	36	-25.00%	60	47%	129	118	9.32%	87	74%
<b>Total Felonies</b>	<b>144</b>	<b>129</b>	<b>11.63%</b>	<b>144</b>	<b>24%</b>	<b>593</b>	<b>470</b>	<b>26.17%</b>	<b>162</b>	<b>34%</b>
<b>Total Burglaries</b>	<b>34</b>	<b>27</b>	<b>25.93%</b>	<b>10</b>	<b>7%</b>	<b>144</b>	<b>125</b>	<b>15.20%</b>	<b>7</b>	<b>6%</b>
Misdemeanor Offenses	Current Month	This Month Last Year	% Change Month/Month 2022 - 2021	2022 Cleared Offenses YTD	2022 Clearance RATE YTD	2022 Offenses YTD	2021 Offenses YTD	% Change YTD/YTD 2022 - 2021	2021 Cleared Offenses YTD	2021 Clearance RATE YTD
Misdemeanor Thefts	87	78	11.54%	59	16%	361	329	9.73%	49	15%
All Other Misdemeanors	162	167	-2.99%	427	64%	669	653	2.45%	467	72%
<b>Total Misdemeanors</b>	<b>249</b>	<b>245</b>	<b>1.63%</b>	<b>486</b>	<b>47%</b>	<b>1030</b>	<b>982</b>	<b>4.89%</b>	<b>516</b>	<b>53%</b>
Miscellaneous Offenses	Current Month	This Month Last Year	% Change Month/Month 2022 - 2021	2022 Cleared Offenses YTD	2022 Clearance RATE YTD	2022 Offenses YTD	2021 Offenses YTD	% Change YTD/YTD 2022 - 2021	2021 Cleared Offenses YTD	2021 Clearance RATE YTD
Total Narcotic Offenses	8	16	-50.00%	28	93%	30	60	-50.00%	55	92%
Total Alcohol Offenses	32	28	14.29%	104	99%	105	96	9.38%	93	97%
Total Domestic Violence	28	35	-20.00%	70	73%	96	114	-15.79%	95	83%
Total Fraud/Forgery	23	19	21.05%	9	7%	123	70	75.71%	4	6%
Total Vehicle Abatements	0	0	N/C	0	N/C	0	0	N/C	0	N/C
	<b>91</b>	<b>98</b>	<b>-7.14%</b>	<b>211</b>	<b>60%</b>	<b>354</b>	<b>340</b>	<b>4.12%</b>	<b>247</b>	<b>73%</b>
*N.C. - not calculable	*N/C - no change									
Chief _____										
						0				

MANTECA POLICE DEPARTMENT  
MONTHLY CRIME STATISTICS REPORT  
APRIL 2022

Non-Criminal Reports & Services	Current Month	2022 YTD	2021 YTD	% Change YTD/YTD 2022 - 2021
Non-Criminal Reports	149	510	478	6.69%
Service Requests	3721	14125	14885	-5.11%
Written Reports	518	1967	1873	5.02%
Criminal Complaint Requests	174	597	628	-4.94%
Warrants Served	92	312	246	26.83%

Property Value	Current Month	2022 YTD	2021 YTD	% Change YTD/YTD 2022 - 2021
Property Stolen	\$629,426.00	\$1,903,982.00	\$1,119,974.00	70.00%
Property Recovered	\$210,674.00	\$911,841.00	\$491,191.00	85.64%
% Property Value Recovered	33.47%	47.89%	43.86%	9.20%

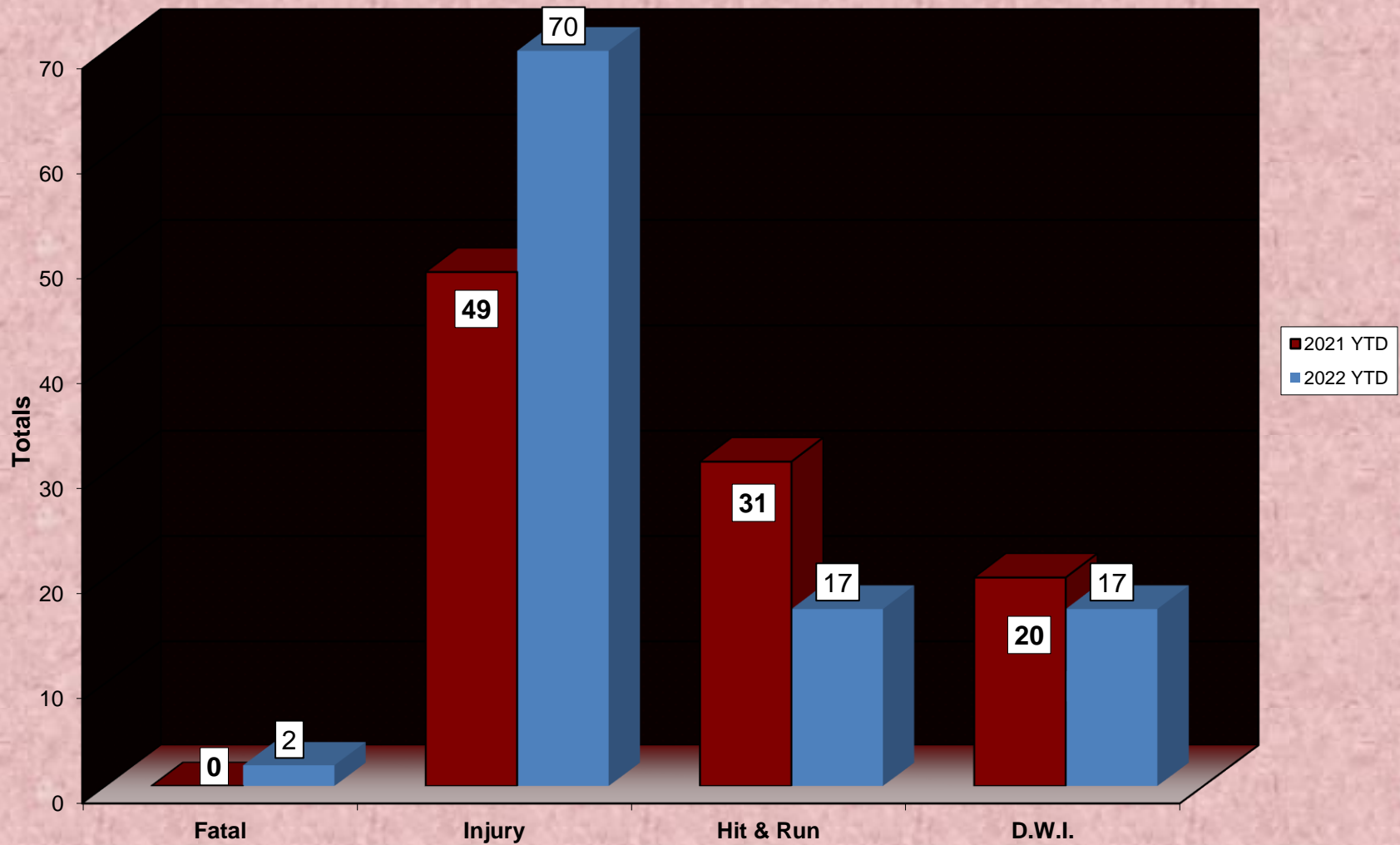
Accidents	Current Month	2022 YTD	2021 YTD	% Change YTD/YTD 2022 - 2021
Total Accidents	77	346	324	6.79%
Property Damage Only	56	276	274	0.73%
Fatal	1	2	0	#DIV/0!
Injury	20	70	49	42.86%
Hit & Run	4	17	31	-45.16%
D.W.I.	5	17	20	-15.00%

Arrests	Current Month	2022 YTD	2021 YTD	% Change YTD/YTD 2022 - 2021
Adult Arrests	140	573	522	9.77%
Juvenile Arrests	5	21	10	110.00%
Total Arrests	145	594	532	11.65%

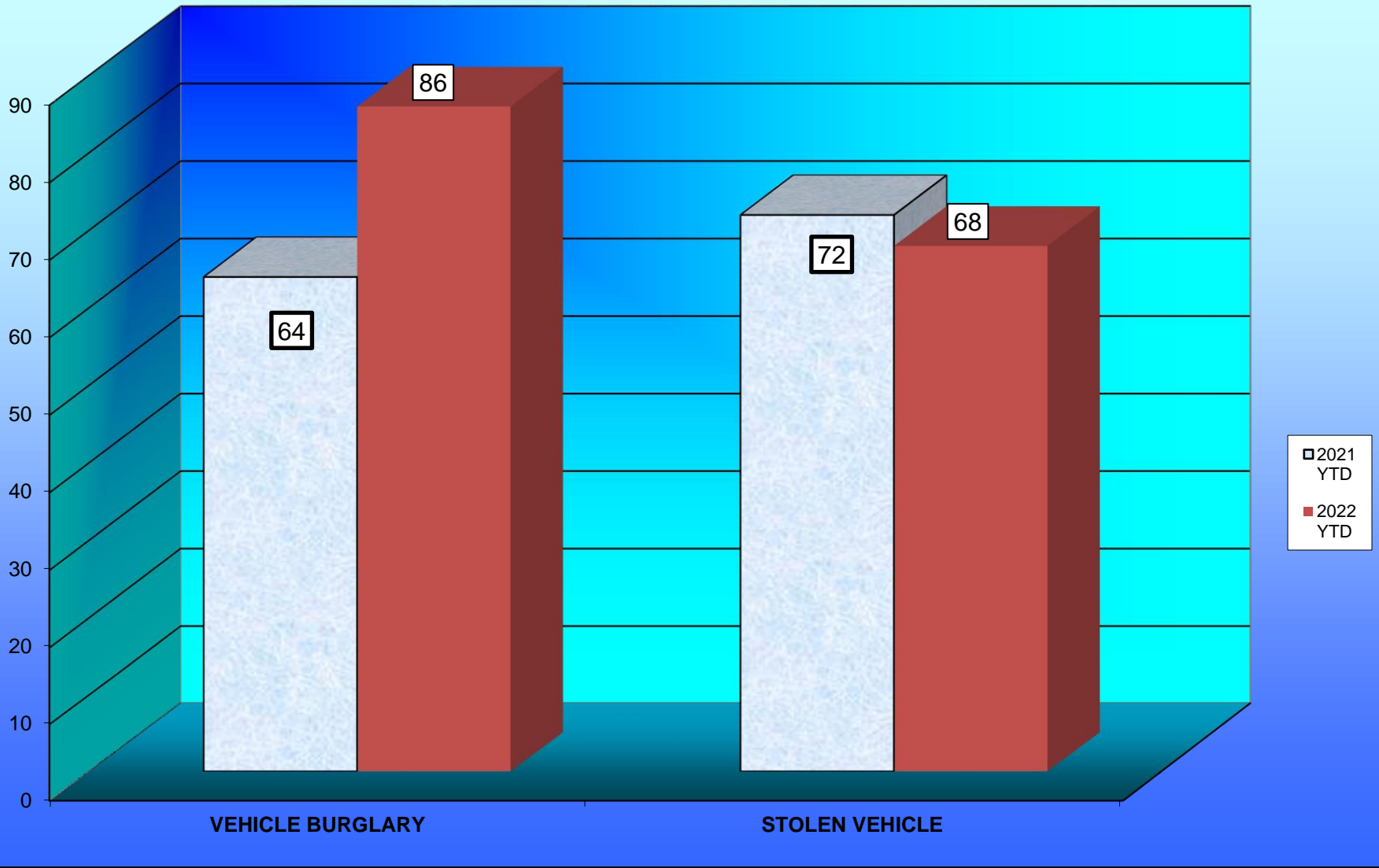
Citations	Current Month	2022 YTD	2021 YTD	% Change YTD/YTD 2022 - 2021
Total Citation Violations	276	944	1,474	-35.96%
D.W.I Violations	1	4	22	-81.82%
Moving Violations	171	504	890	-43.37%
Non-Moving Violations	45	186	253	-26.48%
Child Restraint Violations	0	0	1	-100.00%
Seat Belt Violations	0	3	4	-25.00%
All Other Violations	58	246	291	-15.46%
Parking Violations	155	566	466	21.46%

Department Actions	Current Month	2022 YTD	2021 YTD	% Change YTD/YTD 2022 - 2021
Pursuits	1	11	15	-26.67%
Use of Force	4	13	2	550.00%

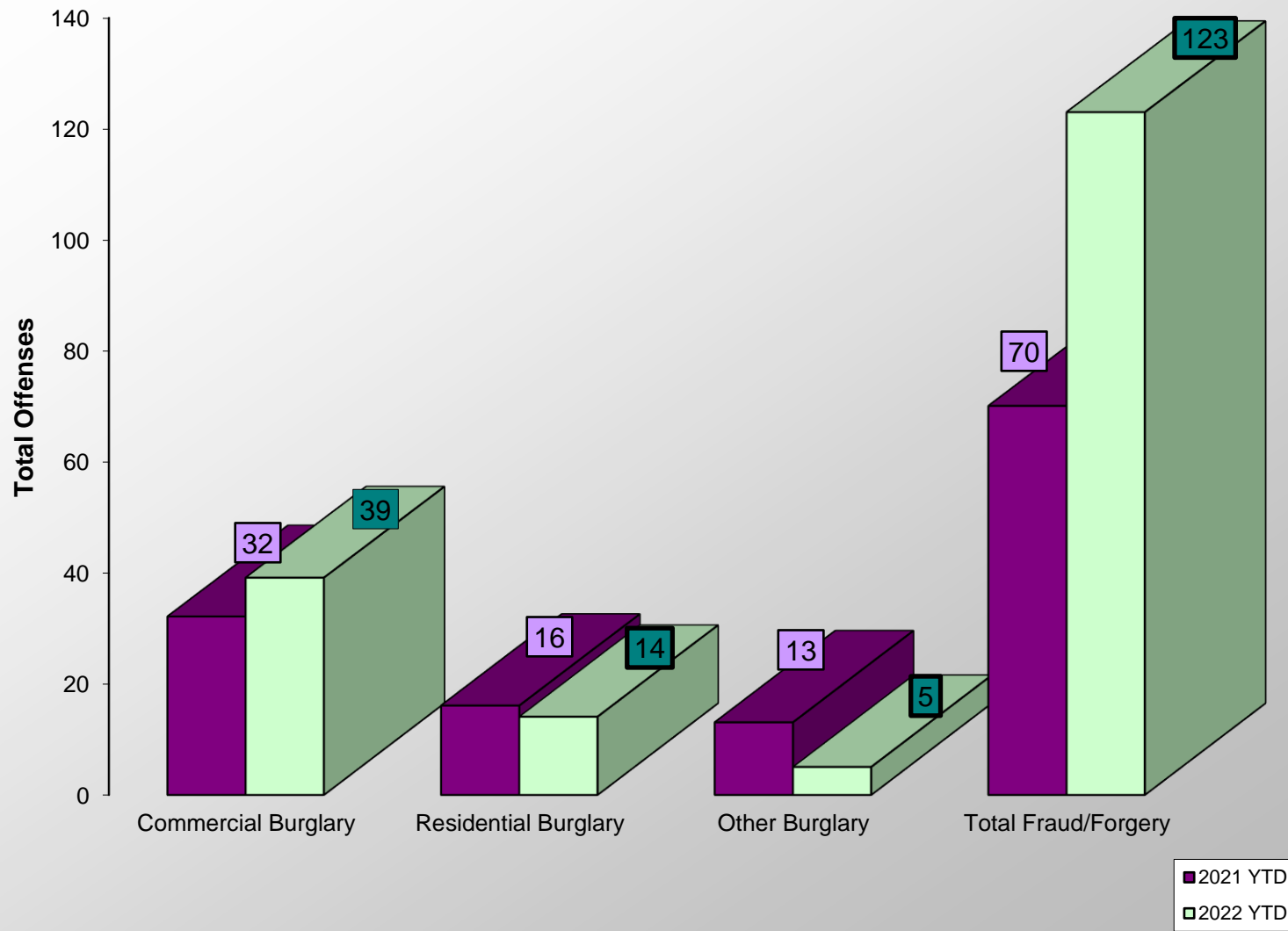
### ACCIDENT COMPARISON 2021 - 2022 Year to Date



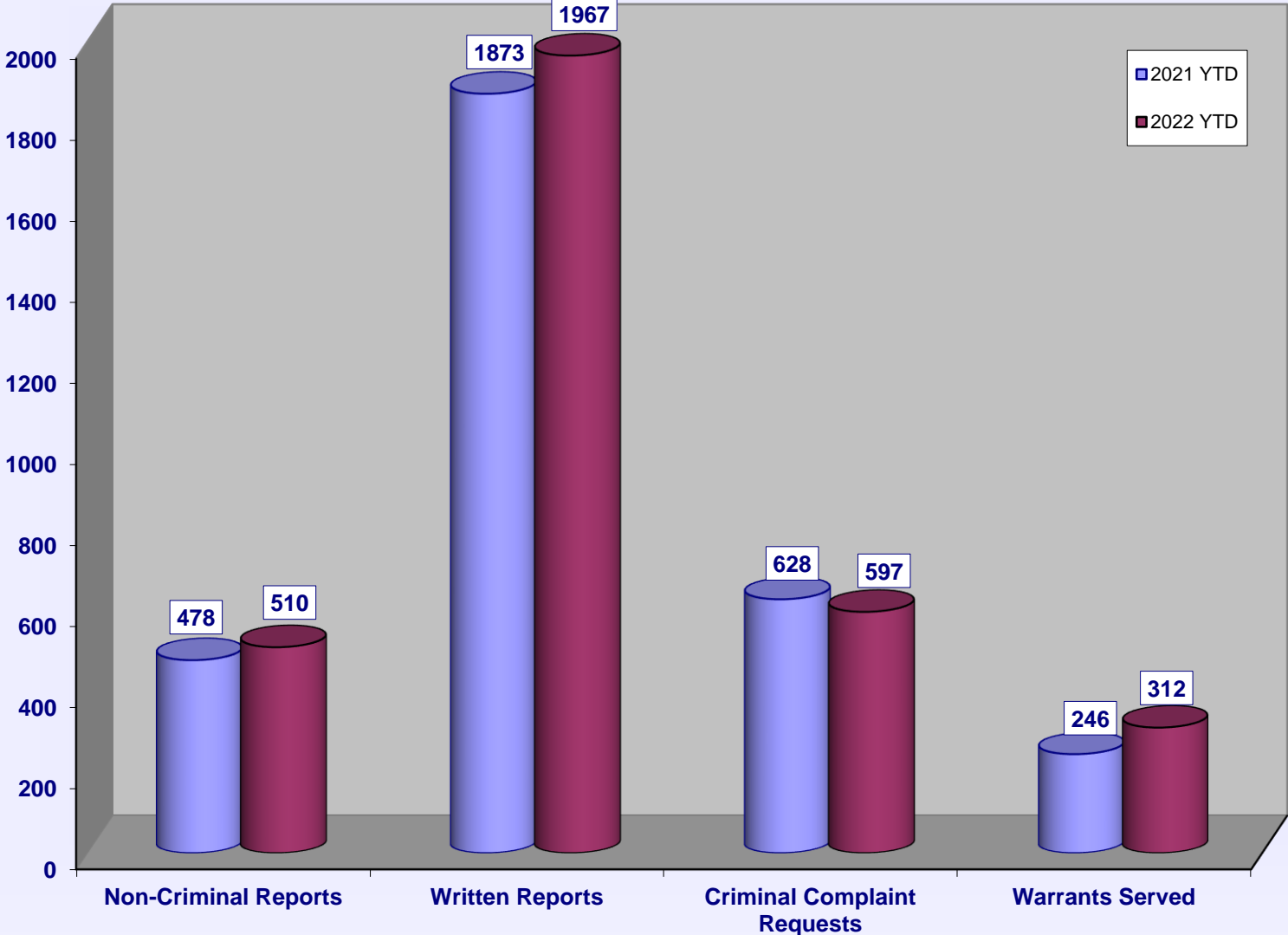
### VEHICLE THEFTS 2021 - 2022



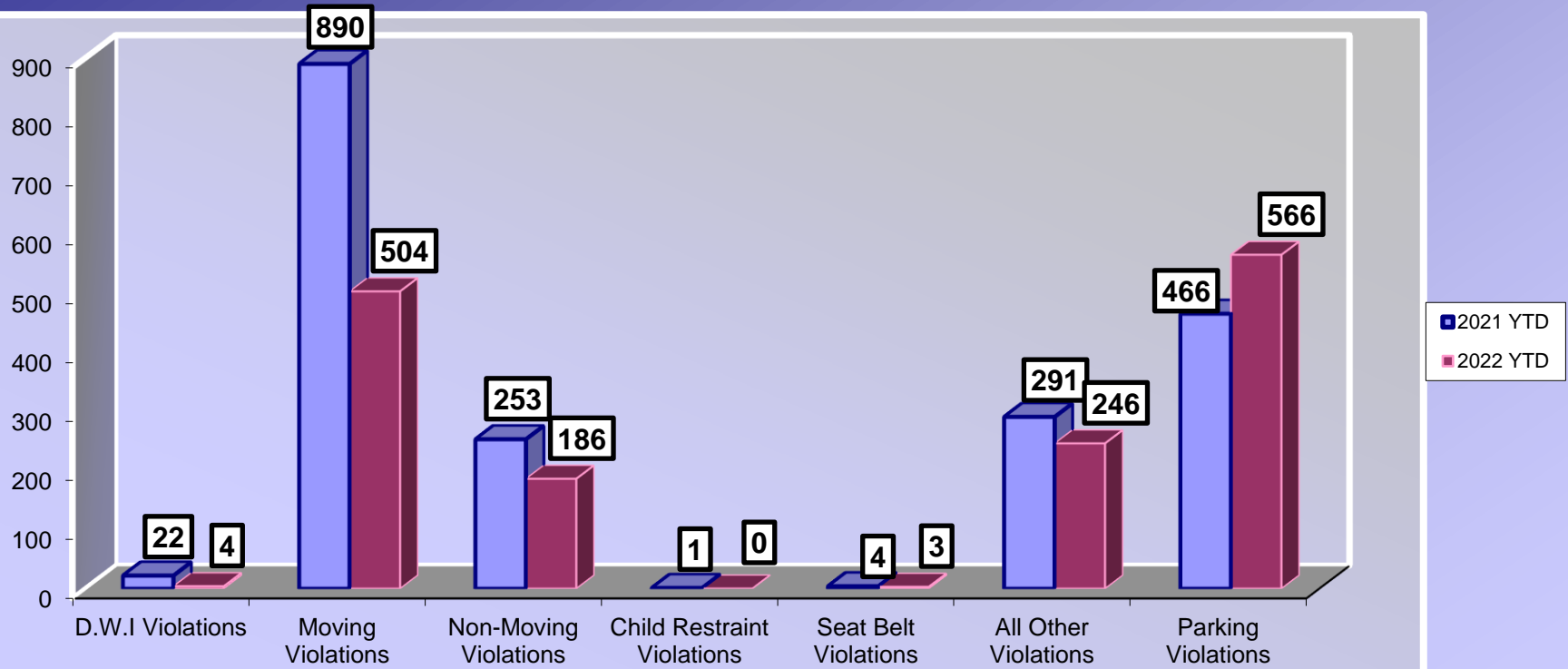
### BURGLARIES 2021 - 2022 Year to Date



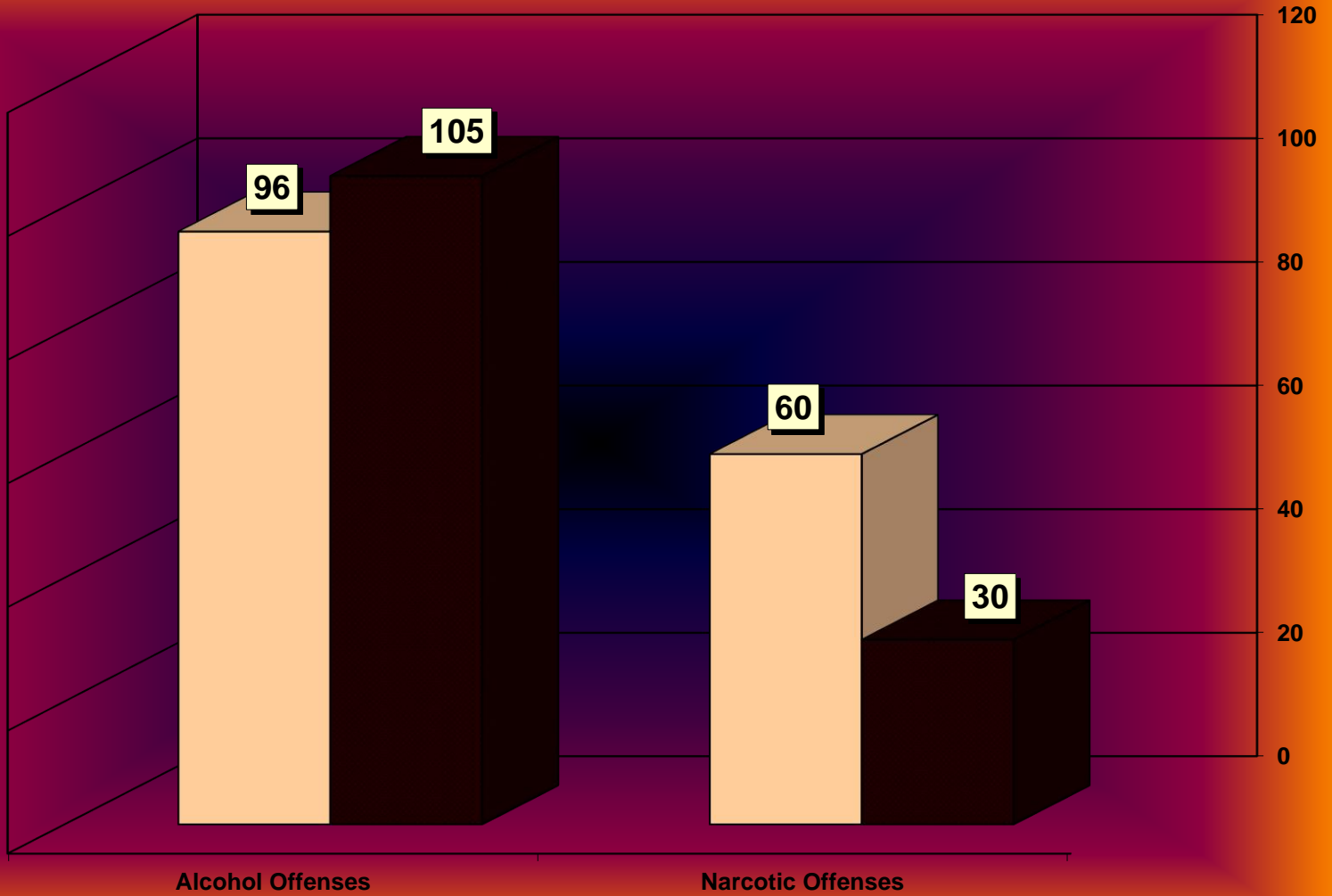
# SERVICE & NON-SERVICE REQUESTS 2021 - 2022



# TRAFFIC CITATIONS 2021-2022



# NARCOTIC / ALCOHOL OFFENSES 2021 - 2022



■ 2022 YTD  
□ 2021 YTD



## Department Actions 2021 - 2022

