

MANTECA POLICE DEPARTMENT
MONTHLY CRIME STATISTICS REPORT
MAY 2022

Part One Crime Offenses	Current Month	This Month Last Year	% Change Month/Month 2022- 2021	2022 Cleared Offenses YTD	2022 Clearance RATE YTD	2022 Offenses YTD	2021 Offenses YTD	% Change YTD/YTD 2022 - 2021	2021 Cleared Offenses YTD	2021 Clearance RATE YTD
Homicide	0	0	N/C	0	0%	1	1	0.00%	0	0%
Rape/Unlawful Interc	4	4	0.00%	5	31%	16	12	33.33%	3	25%
Robbery	4	13	-69.23%	9	41%	22	26	-15.38%	10	38%
Aggravated Assault	9	13	-30.77%	34	69%	49	55	-10.91%	40	73%
Commercial Burglary	8	11	-27.27%	8	17%	47	43	9.30%	3	7%
Residential Burglary	13	4	225.00%	2	7%	27	20	35.00%	4	20%
Other Burglary	2	1	100.00%	0	0%	7	14	-50.00%	0	0%
Auto Burglary	14	14	0.00%	3	3%	100	78	28.21%	1	1%
Grand Theft	28	22	27.27%	22	11%	196	108	81.48%	17	16%
Vehicle Theft	30	15	100.00%	23	23%	98	87	12.64%	16	18%
Arson	8	1	700.00%	3	14%	21	6	250.00%	3	50%
All Other Felonies	35	29	20.69%	77	47%	164	147	11.56%	109	74%
Total Felonies	155	127	22.05%	186	25%	748	597	25.29%	206	35%
Total Burglaries	37	30	23.33%	13	7%	181	155	16.77%	8	5%
Misdemeanor Offenses	Current Month	This Month Last Year	% Change Month/Month 2022 - 2021	2022 Cleared Offenses YTD	2022 Clearance RATE YTD	2022 Offenses YTD	2021 Offenses YTD	% Change YTD/YTD 2022 - 2021	2021 Cleared Offenses YTD	2021 Clearance RATE YTD
Misdemeanor Thefts	88	81	8.64%	69	15%	449	410	9.51%	71	17%
All Other Misdemeanors	228	200	14.00%	572	64%	897	853	5.16%	607	71%
Total Misdemeanors	316	281	12.46%	641	48%	1346	1263	6.57%	678	54%
Miscellaneous Offenses	Current Month	This Month Last Year	% Change Month/Month 2022 - 2021	2022 Cleared Offenses YTD	2022 Clearance RATE YTD	2022 Offenses YTD	2021 Offenses YTD	% Change YTD/YTD 2022 - 2021	2021 Cleared Offenses YTD	2021 Clearance RATE YTD
Total Narcotic Offenses	10	17	-41.18%	37	93%	40	77	-48.05%	71	92%
Total Alcohol Offenses	33	35	-5.71%	134	97%	138	131	5.34%	127	97%
Total Domestic Violence	36	35	2.86%	96	73%	132	149	-11.41%	120	81%
Total Fraud/Forgery	52	20	160.00%	14	8%	175	90	94.44%	4	4%
Total Vehicle Abatements	0	0	N/C	0	N/C	0	0	N/C	0	N/C
	131	107	22.43%	281	58%	485	447	8.50%	322	72%
*N.C. - not calculable	*N/C - no change									
Chief _____										
						0				

MANTECA POLICE DEPARTMENT
MONTHLY CRIME STATISTICS REPORT
MAY 2022

Non-Criminal Reports & Services	Current Month	2022 YTD	2021 YTD	% Change YTD/YTD 2022 - 2021
Non-Criminal Reports	148	658	626	5.11%
Service Requests	3885	18010	18856	-4.49%
Written Reports	604	2571	2387	7.71%
Criminal Complaint Requests	155	752	822	-8.52%
Warrants Served	59	371	345	7.54%

Property Value	Current Month	2022 YTD	2021 YTD	% Change YTD/YTD 2022 - 2021
Property Stolen	\$606,752.00	\$2,510,734.00	\$1,481,700.00	69.45%
Property Recovered	\$261,238.00	\$1,173,079.00	\$697,764.00	68.12%
% Property Value Recovered	43.06%	46.72%	47.09%	-0.78%

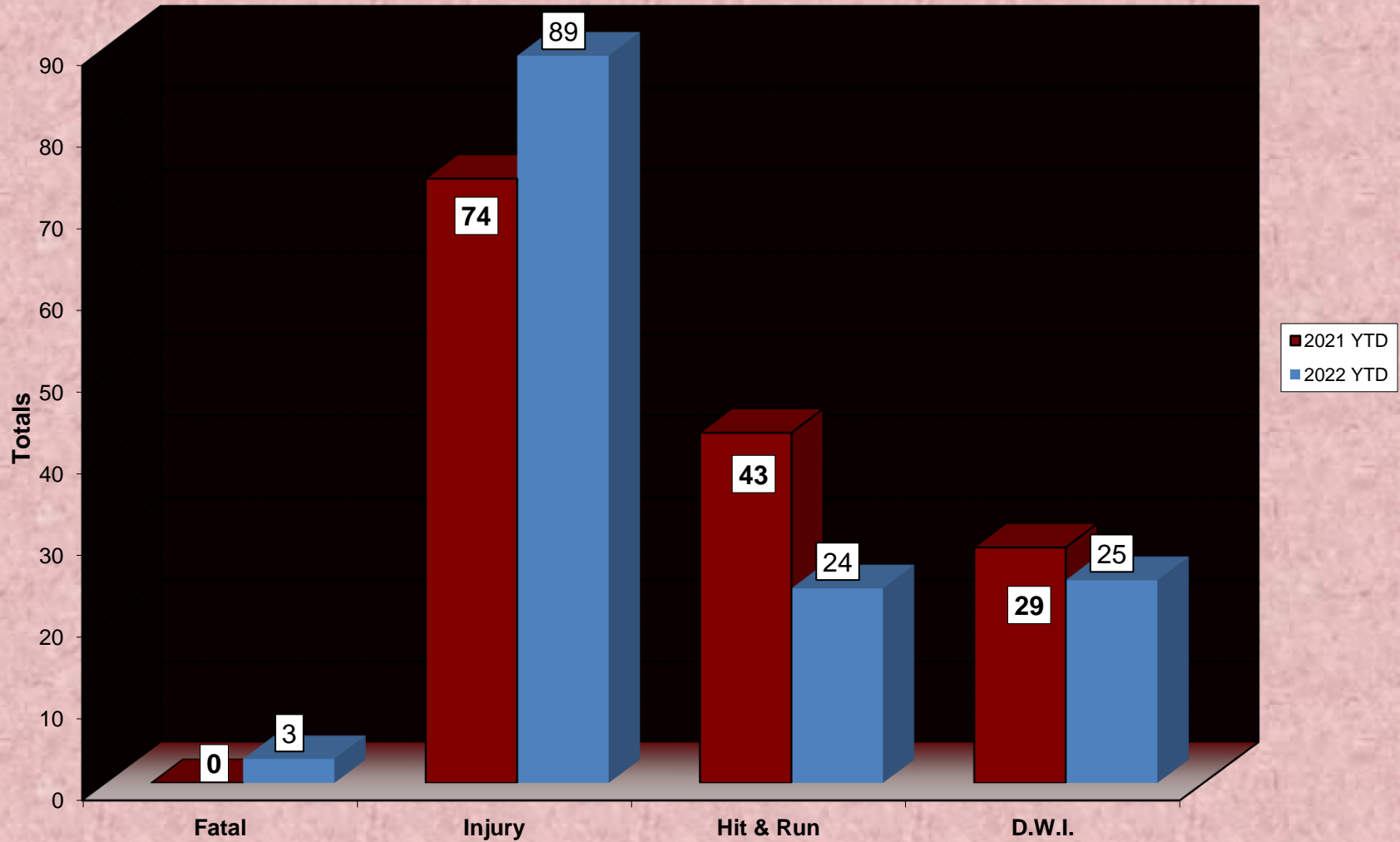
Accidents	Current Month	2022 YTD	2021 YTD	% Change YTD/YTD 2022 - 2021
Total Accidents	107	453	434	4.38%
Property Damage Only	87	363	361	0.55%
Fatal	1	3	0	#DIV/0!
Injury	19	89	74	20.27%
Hit & Run	7	24	43	-44.19%
D.W.I.	8	25	29	-13.79%

Arrests	Current Month	2022 YTD	2021 YTD	% Change YTD/YTD 2022 - 2021
Adult Arrests	160	733	704	4.12%
Juvenile Arrests	5	26	13	100.00%
Total Arrests	165	759	717	5.86%

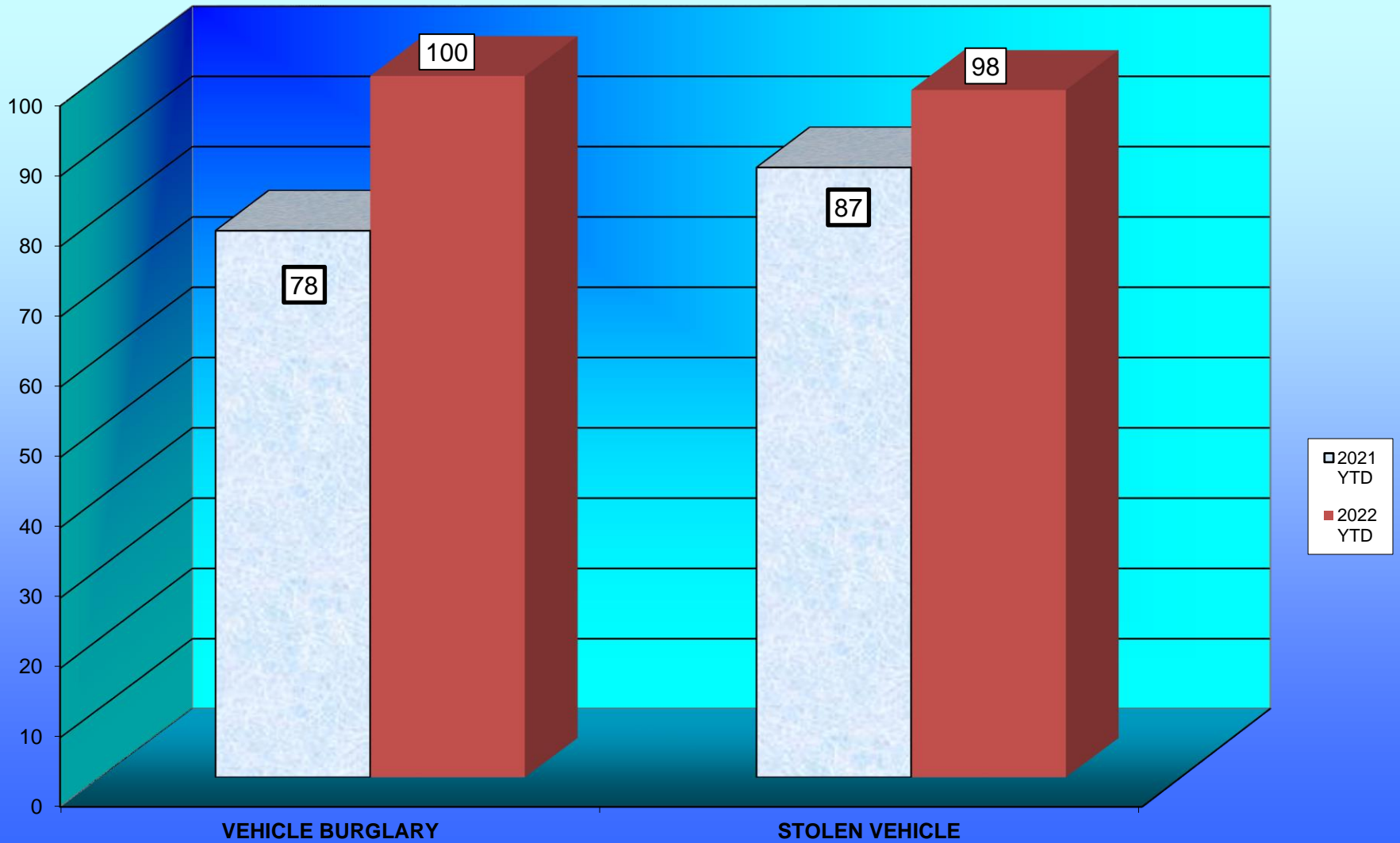
Citations	Current Month	2022 YTD	2021 YTD	% Change YTD/YTD 2022 - 2021
Total Citation Violations	328	1,272	1,745	-27.11%
D.W.I Violations	1	5	30	-83.33%
Moving Violations	171	675	990	-31.82%
Non-Moving Violations	95	281	344	-18.31%
Child Restraint Violations	1	1	1	0.00%
Seat Belt Violations	5	8	5	60.00%
All Other Violations	61	307	358	-14.25%
Parking Violations	196	762	569	33.92%

Department Actions	Current Month	2022 YTD	2021 YTD	% Change YTD/YTD 2022 - 2021
Pursuits	3	14	19	-26.32%
Use of Force	2	15	4	275.00%

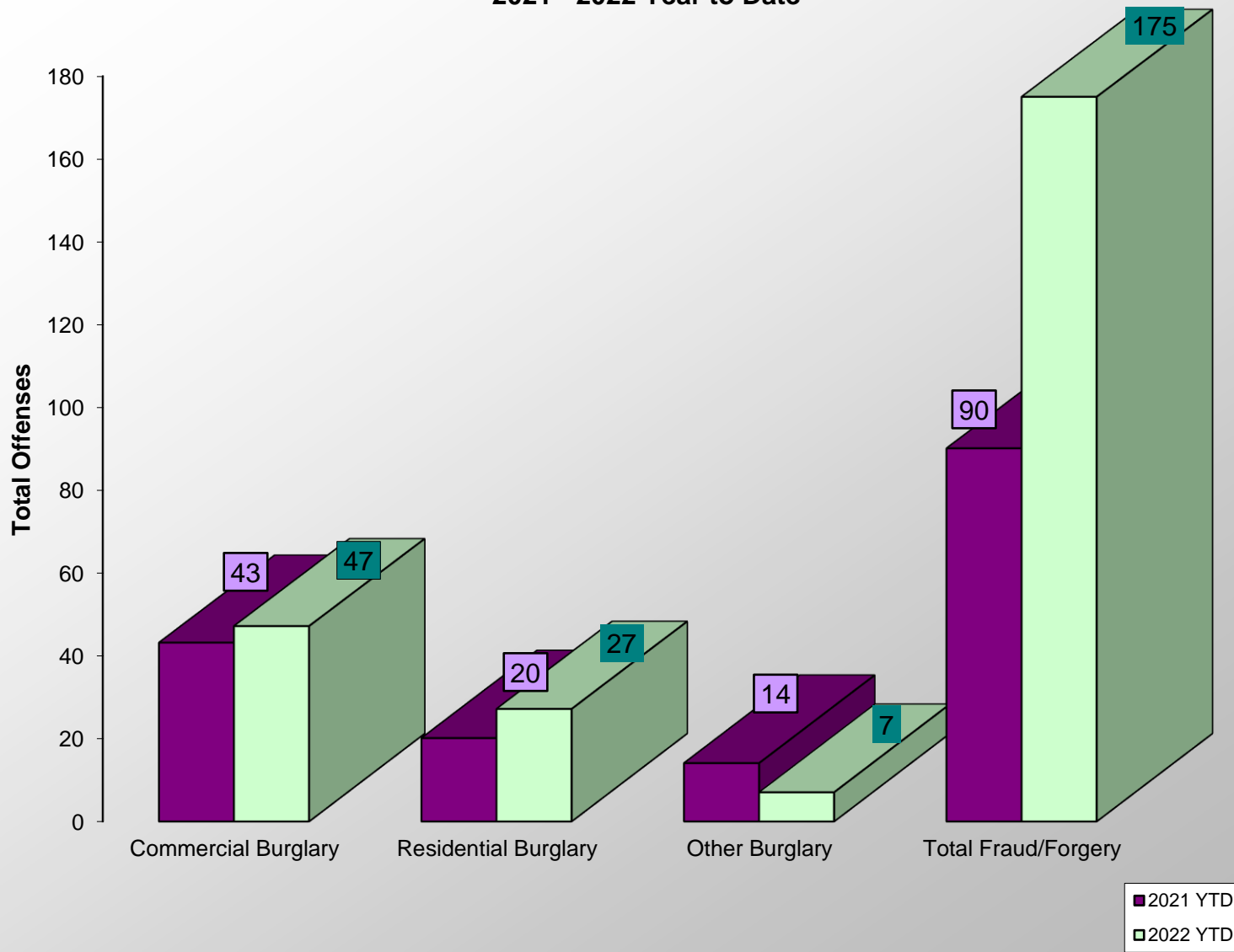
ACCIDENT COMPARISON 2021 - 2022 Year to Date



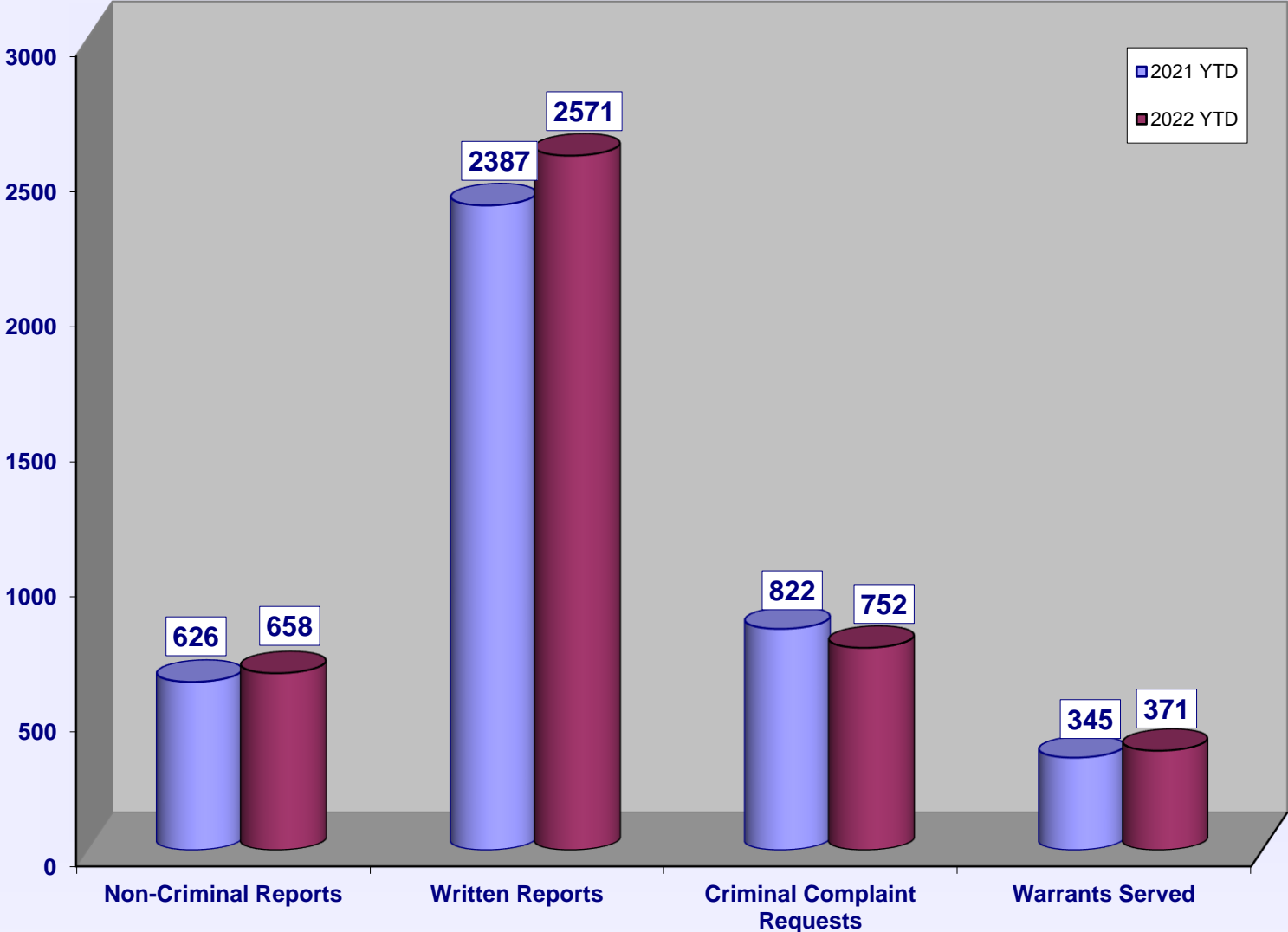
VEHICLE THEFTS 2021 - 2022



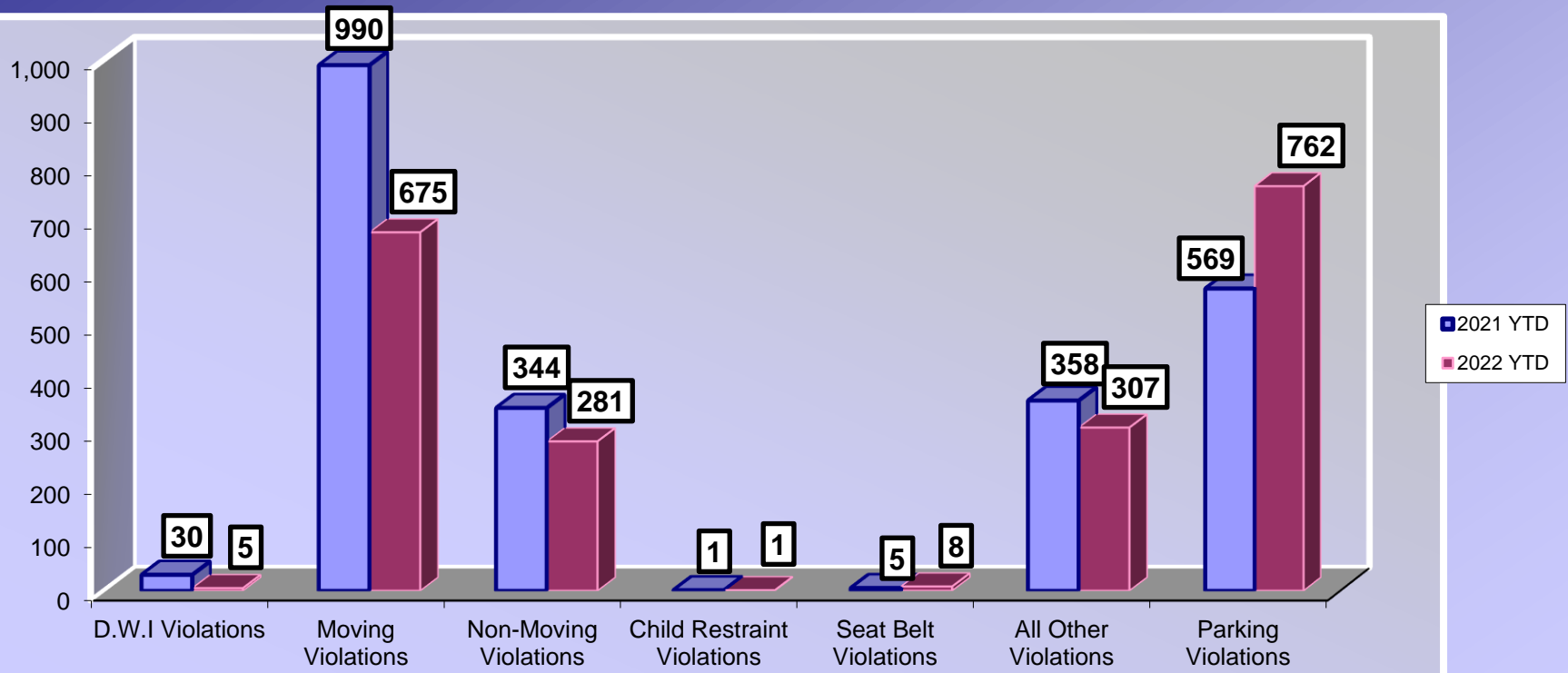
BURGLARIES 2021 - 2022 Year to Date



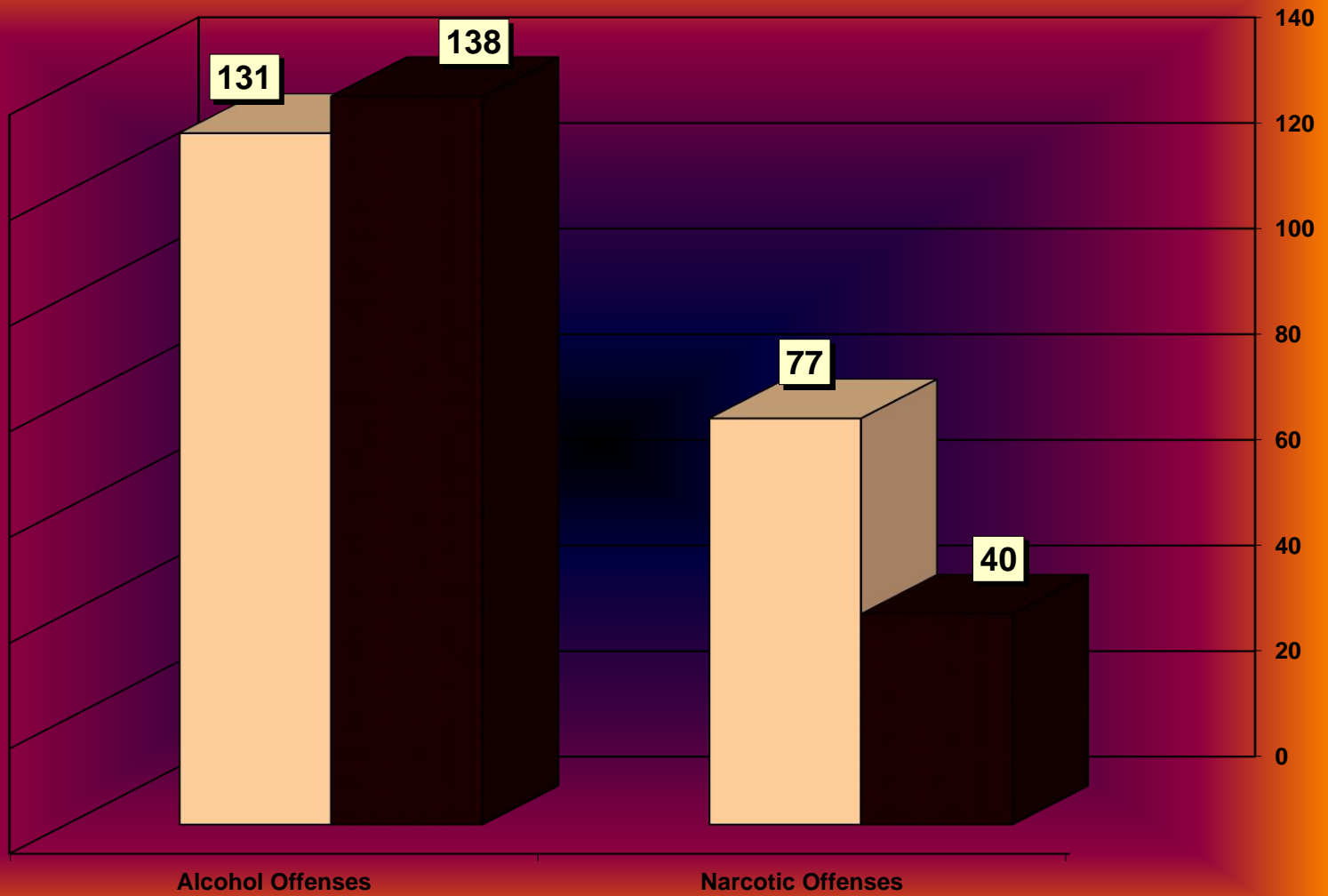
SERVICE & NON-SERVICE REQUESTS 2021 - 2022



TRAFFIC CITATIONS 2021-2022



NARCOTIC / ALCOHOL OFFENSES 2021 - 2022



■ 2022 YTD
□ 2021 YTD

Department Actions 2021 - 2022

