

MANTECA POLICE DEPARTMENT
MONTHLY CRIME STATISTICS REPORT
JUNE 2022

Part One Crime Offenses	Current Month	This Month Last Year	% Change Month/Month 2022- 2021	2022 Cleared Offenses YTD	2022 Clearance RATE YTD	2022 Offenses YTD	2021 Offenses YTD	% Change YTD/YTD 2022 - 2021	2021 Cleared Offenses YTD	2021 Clearance RATE YTD
Homicide	0	0	N/C	0	0%	1	1	0.00%	0	0%
Rape/Unlawful Interc	3	2	50.00%	5	26%	19	14	35.71%	5	36%
Robbery	9	2	350.00%	13	42%	31	28	10.71%	13	46%
Aggravated Assault	11	15	-26.67%	37	62%	60	70	-14.29%	47	67%
Commercial Burglary	6	6	0.00%	9	17%	53	49	8.16%	4	8%
Residential Burglary	7	6	16.67%	4	12%	34	26	30.77%	4	15%
Other Burglary	1	2	-50.00%	0	0%	8	16	-50.00%	0	0%
Auto Burglary	19	9	111.11%	3	3%	119	87	36.78%	1	1%
Grand Theft	36	37	-2.70%	24	10%	232	145	60.00%	20	14%
Vehicle Theft	21	10	110.00%	25	21%	119	97	22.68%	18	19%
Arson	0	2	-100.00%	3	14%	21	8	162.50%	4	50%
All Other Felonies	38	21	80.95%	103	51%	202	168	20.24%	125	74%
Total Felonies	151	112	34.82%	226	25%	899	709	26.80%	241	34%
Total Burglaries	33	23	43.48%	16	7%	214	178	20.22%	9	5%
Misdemeanor Offenses	Current Month	This Month Last Year	% Change Month/Month 2022 - 2021	2022 Cleared Offenses YTD	2022 Clearance RATE YTD	2022 Offenses YTD	2021 Offenses YTD	% Change YTD/YTD 2022 - 2021	2021 Cleared Offenses YTD	2021 Clearance RATE YTD
Misdemeanor Thefts	83	99	-16.16%	78	15%	532	509	4.52%	83	16%
All Other Misdemeanors	248	155	60.00%	733	64%	1145	1008	13.59%	711	71%
Total Misdemeanors	331	254	30.31%	811	48%	1677	1517	10.55%	794	52%
Miscellaneous Offenses	Current Month	This Month Last Year	% Change Month/Month 2022 - 2021	2022 Cleared Offenses YTD	2022 Clearance RATE YTD	2022 Offenses YTD	2021 Offenses YTD	% Change YTD/YTD 2022 - 2021	2021 Cleared Offenses YTD	2021 Clearance RATE YTD
Total Narcotic Offenses	10	8	25.00%	47	94%	50	85	-41.18%	77	91%
Total Alcohol Offenses	21	25	-16.00%	157	99%	159	156	1.92%	156	100%
Total Domestic Violence	37	29	27.59%	120	71%	169	178	-5.06%	147	83%
Total Fraud/Forgery	54	30	80.00%	16	7%	229	120	90.83%	7	6%
Total Vehicle Abatements	0	0	N/C	0	N/C	0	0	N/C	0	N/C
	122	92	32.61%	340	56%	607	539	12.62%	387	72%
*N.C. - not calculable	*N/C - no change									
Chief _____										
						0				

MANTECA POLICE DEPARTMENT
MONTHLY CRIME STATISTICS REPORT
JUNE 2022

Non-Criminal Reports & Services	Current Month	2022 YTD	2021 YTD	% Change YTD/YTD 2022 - 2021
Non-Criminal Reports	137	795	752	5.72%
Service Requests	4010	22020	22705	-3.02%
Written Reports	588	3159	2847	10.96%
Criminal Complaint Requests	170	922	998	-7.62%
Warrants Served	58	429	401	6.98%

Property Value	Current Month	2022 YTD	2021 YTD	% Change YTD/YTD 2022 - 2021
Property Stolen	\$687,579.00	\$3,198,313.00	\$1,720,973.00	85.84%
Property Recovered	\$546,393.00	\$1,719,472.00	\$793,311.00	116.75%
% Property Value Recovered	79.47%	53.76%	46.10%	16.63%

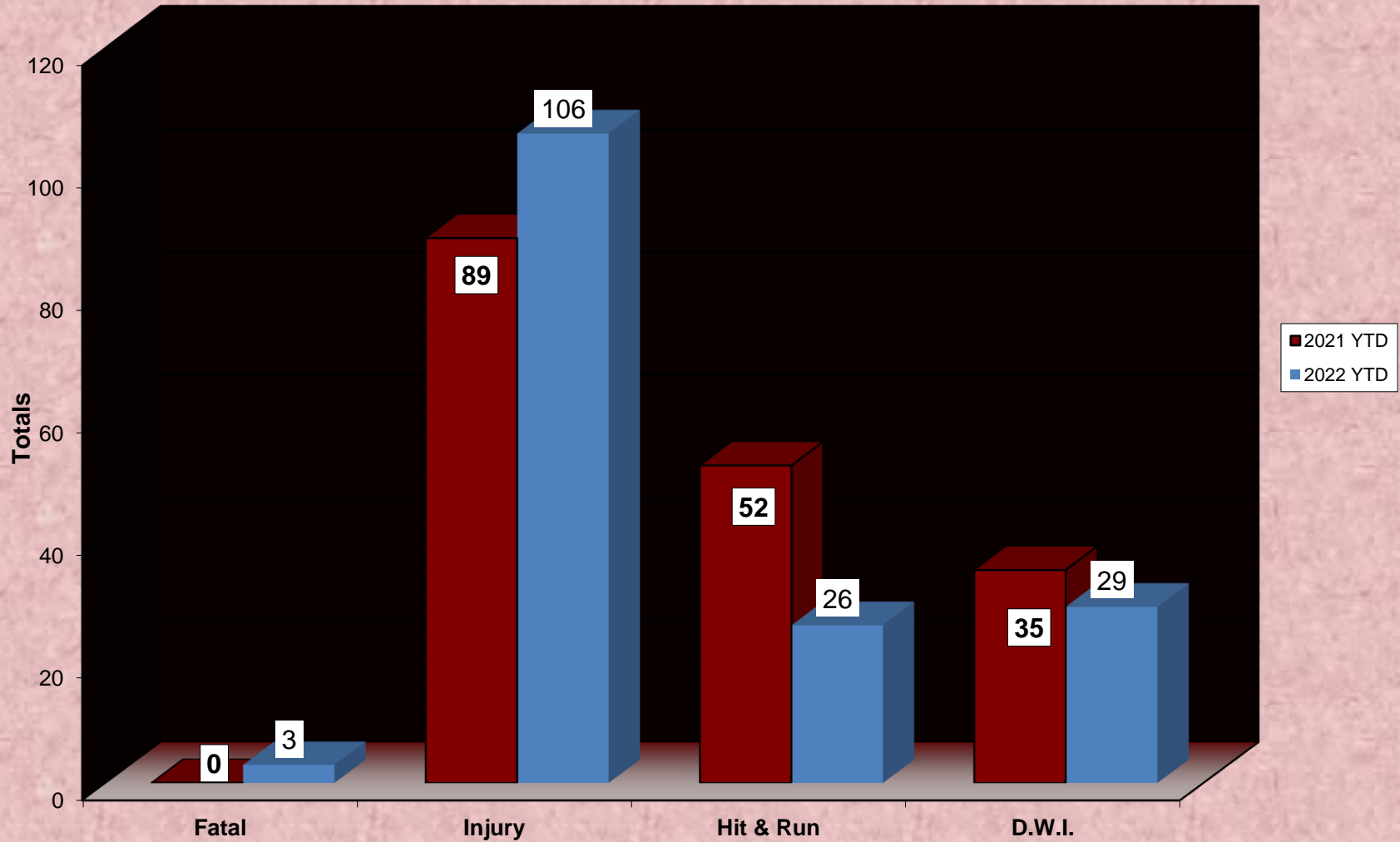
Accidents	Current Month	2022 YTD	2021 YTD	% Change YTD/YTD 2022 - 2021
Total Accidents	82	535	535	0.00%
Property Damage Only	64	427	447	-4.47%
Fatal	0	3	0	#DIV/0!
Injury	17	106	89	19.10%
Hit & Run	2	26	52	-50.00%
D.W.I.	4	29	35	-17.14%

Arrests	Current Month	2022 YTD	2021 YTD	% Change YTD/YTD 2022 - 2021
Adult Arrests	124	857	840	2.02%
Juvenile Arrests	7	33	19	73.68%
Total Arrests	131	890	859	3.61%

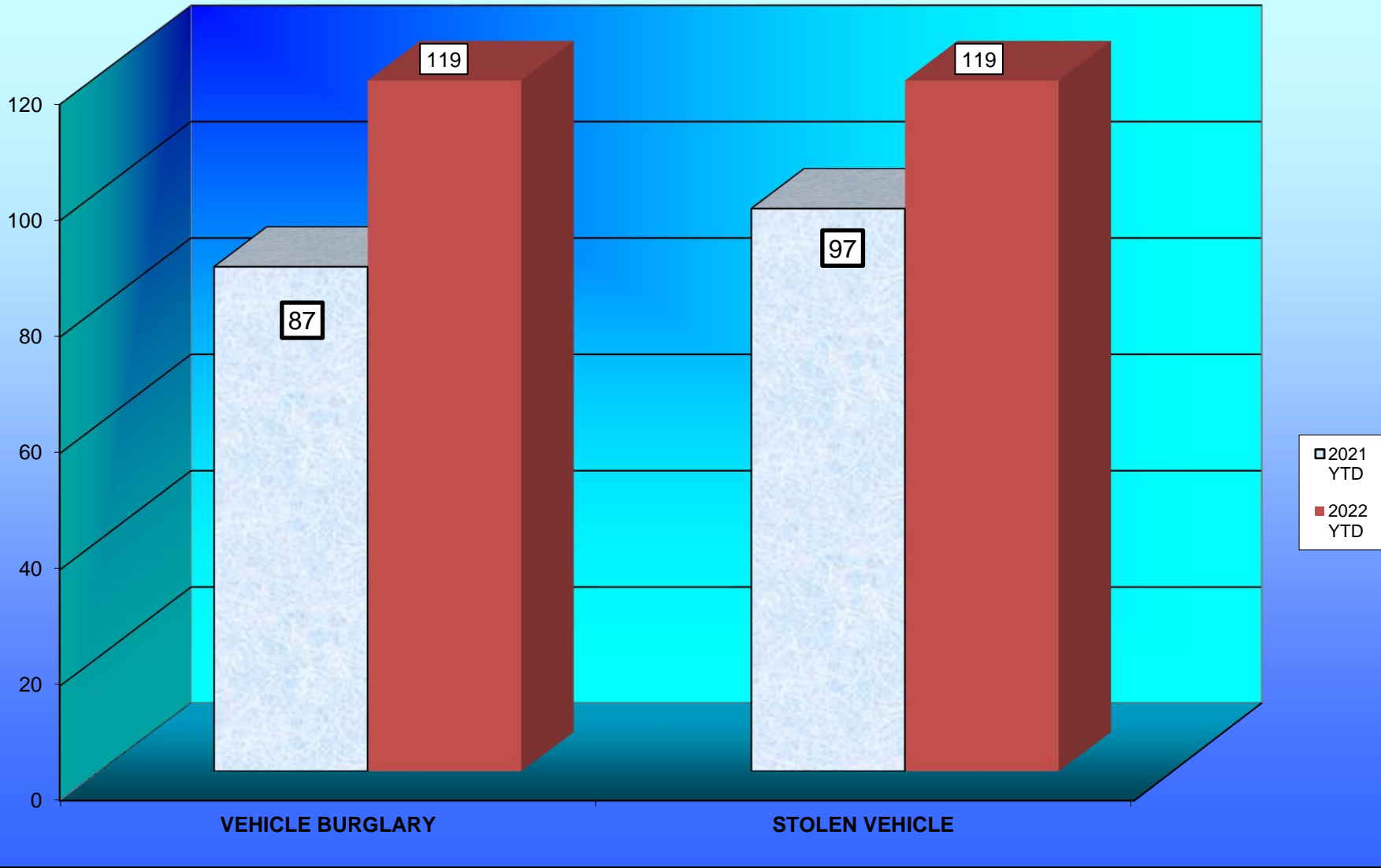
Citations	Current Month	2022 YTD	2021 YTD	% Change YTD/YTD 2022 - 2021
Total Citation Violations	274	1,546	2,018	-23.39%
D.W.I Violations	0	5	38	-86.84%
Moving Violations	131	806	1,166	-30.87%
Non-Moving Violations	106	387	371	4.31%
Child Restraint Violations	0	1	1	0.00%
Seat Belt Violations	4	12	7	71.43%
All Other Violations	37	344	414	-16.91%
Parking Violations	317	1,079	716	50.70%

Department Actions	Current Month	2022 YTD	2021 YTD	% Change YTD/YTD 2022 - 2021
Pursuits	4	18	23	-21.74%
Use of Force	4	19	9	111.11%

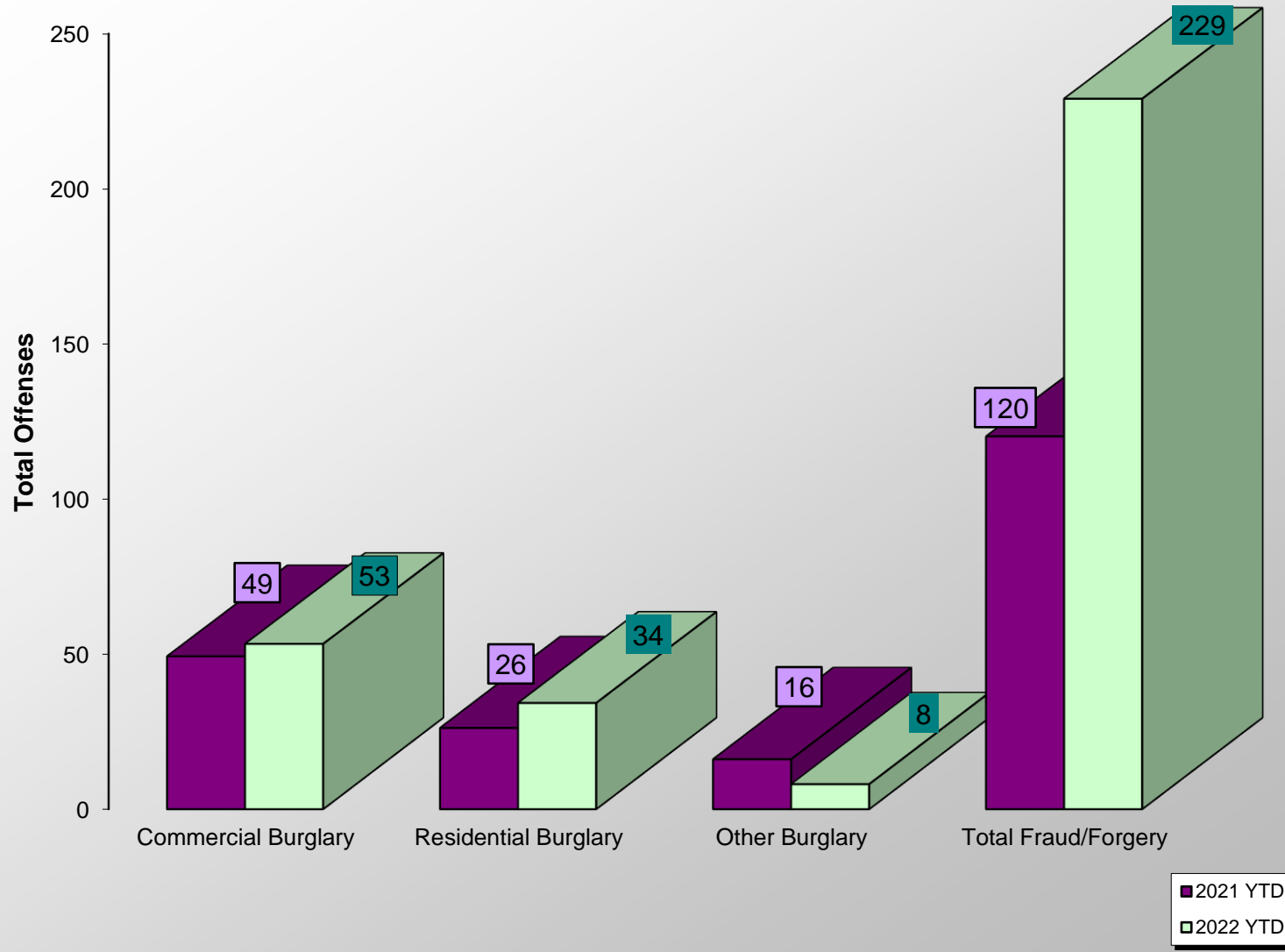
ACCIDENT COMPARISON 2021 - 2022 Year to Date



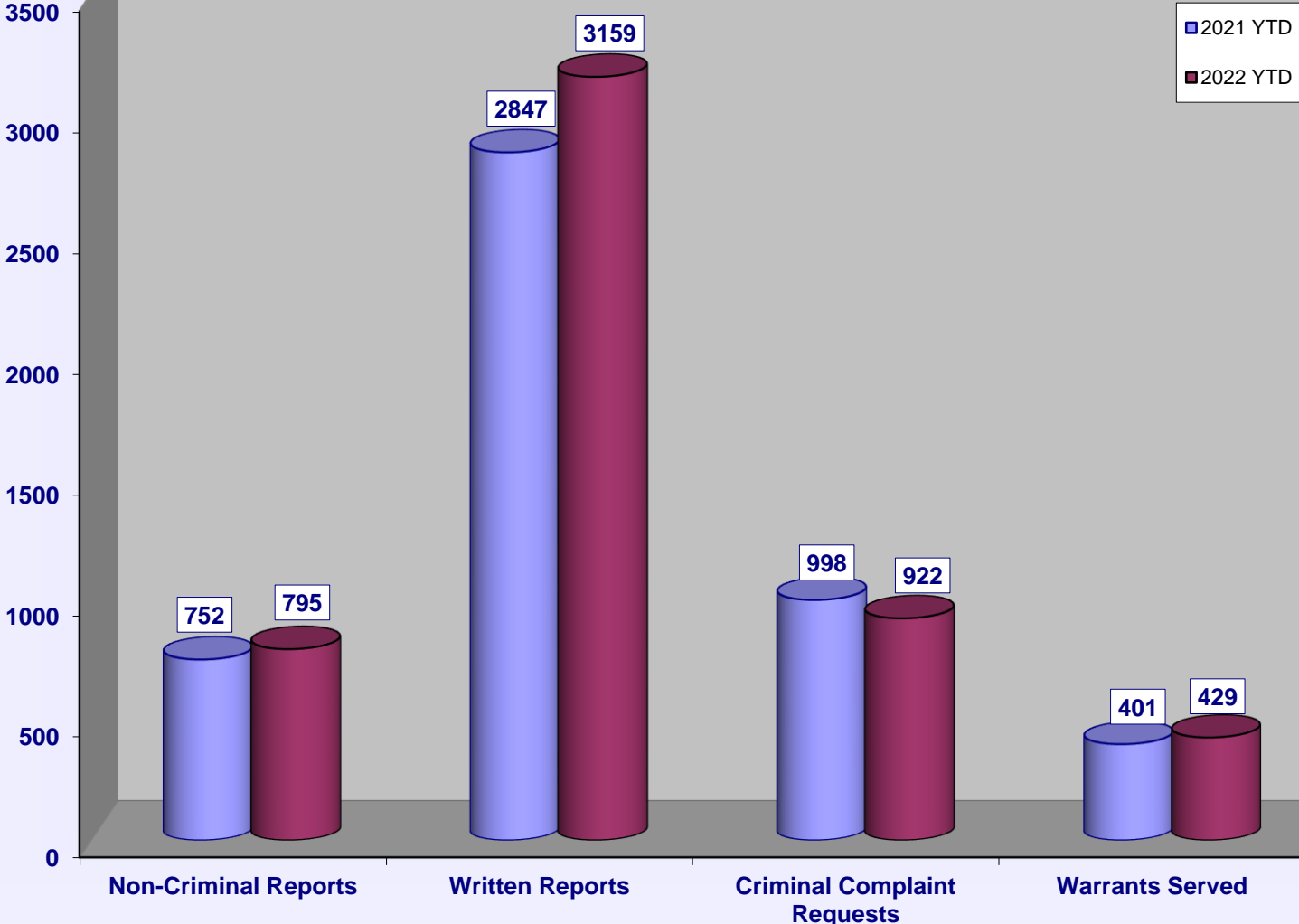
VEHICLE THEFTS 2021 - 2022



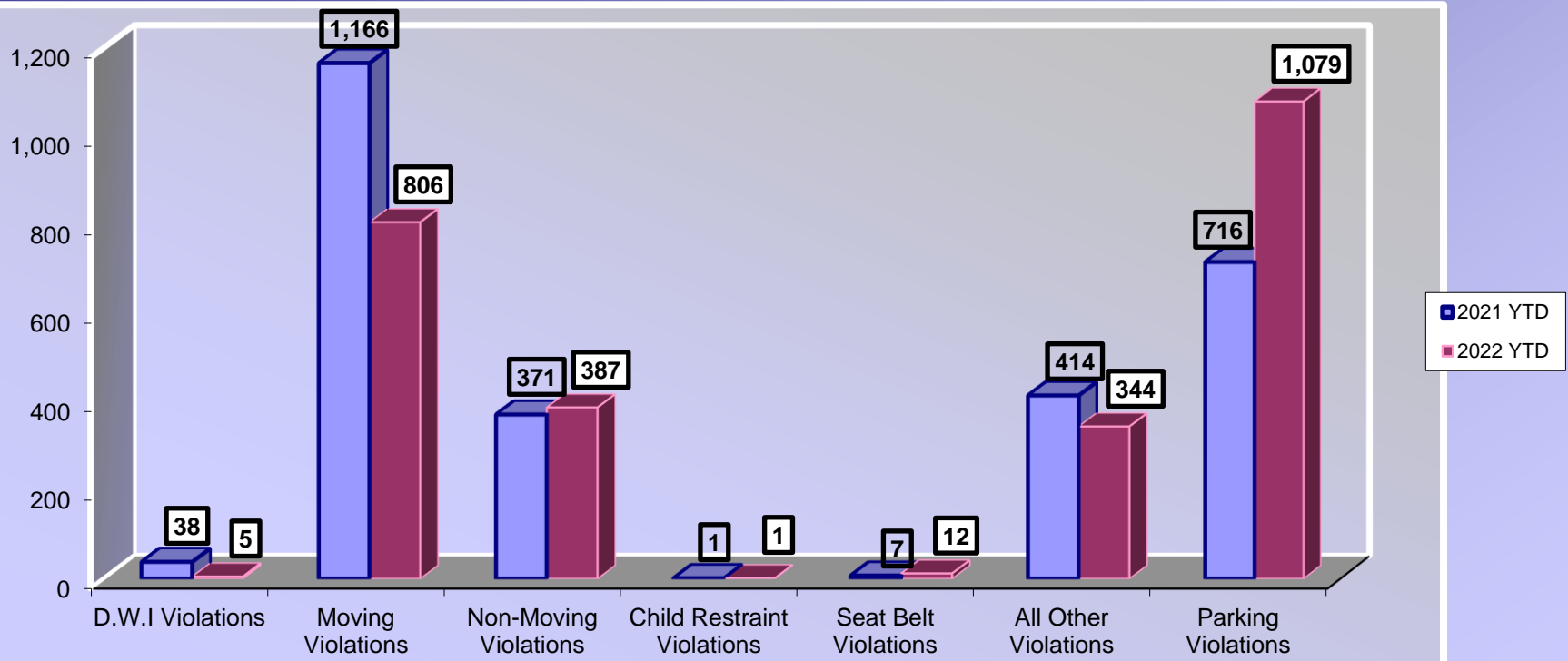
BURGLARIES 2021 - 2022 Year to Date



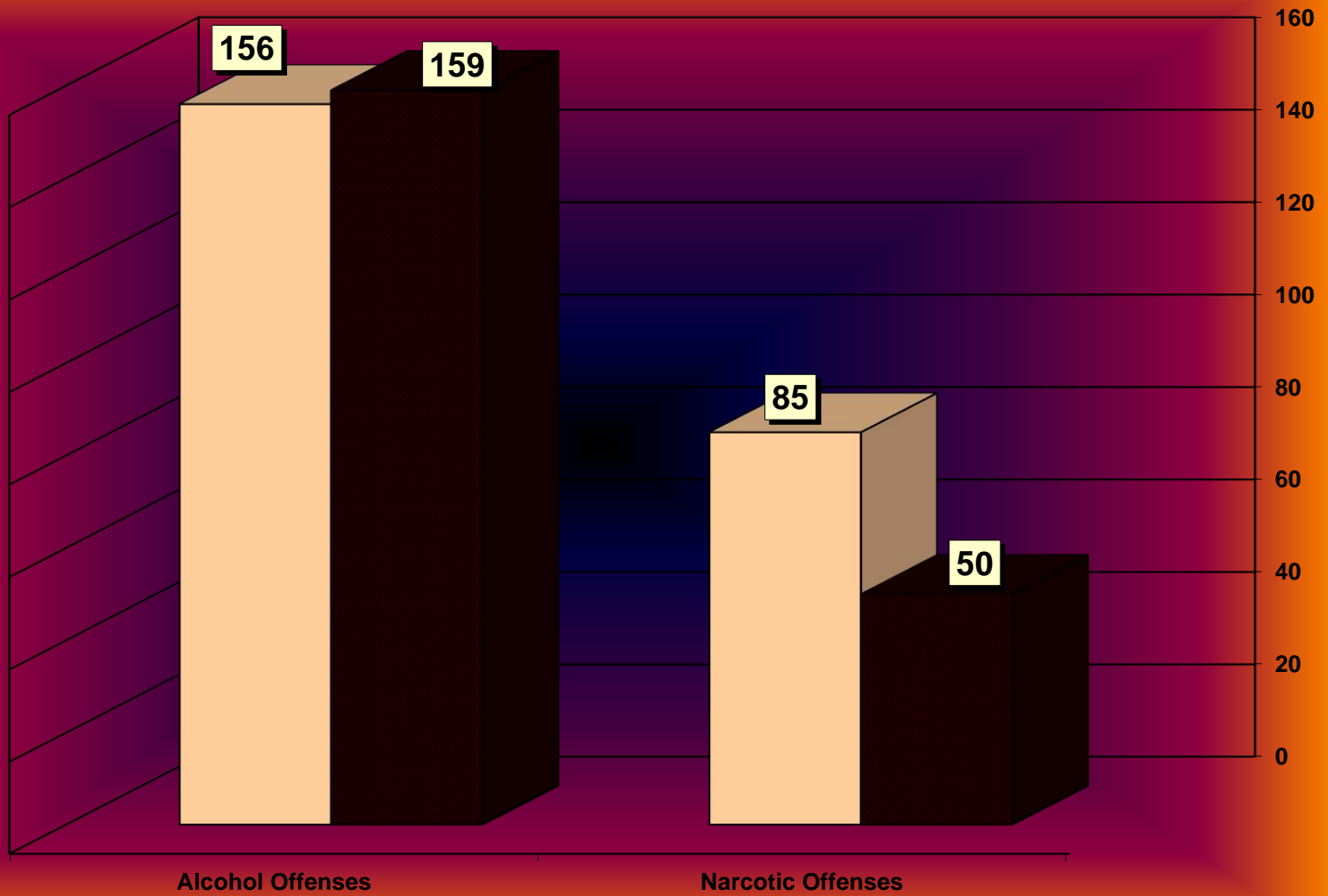
SERVICE & NON-SERVICE REQUESTS 2021 - 2022



TRAFFIC CITATIONS 2021-2022



NARCOTIC / ALCOHOL OFFENSES 2021 - 2022



■ 2022 YTD
□ 2021 YTD

Department Actions 2021 - 2022

