

MANTECA POLICE DEPARTMENT
MONTHLY CRIME STATISTICS REPORT
JULY 2022

Part One Crime Offenses	Current Month	This Month Last Year	% Change Month/Month 2022- 2021	2022 Cleared Offenses YTD	2022 Clearance RATE YTD	2022 Offenses YTD	2021 Offenses YTD	% Change YTD/YTD 2022 - 2021	2021 Cleared Offenses YTD	2021 Clearance RATE YTD
Homicide	0	0	N/C	0	0%	1	1	0.00%	0	0%
Rape/Unlawful Interc	0	2	-100.00%	7	37%	19	16	18.75%	7	44%
Robbery	4	5	-20.00%	18	51%	35	33	6.06%	15	45%
Aggravated Assault	7	14	-50.00%	40	60%	67	84	-20.24%	56	67%
Commercial Burglary	12	10	20.00%	13	20%	65	59	10.17%	5	8%
Residential Burglary	2	4	-50.00%	4	11%	36	30	20.00%	5	17%
Other Burglary	2	3	-33.33%	1	10%	10	19	-47.37%	0	0%
Auto Burglary	25	16	56.25%	6	4%	144	103	39.81%	1	1%
Grand Theft	27	39	-30.77%	24	9%	259	184	40.76%	21	11%
Vehicle Theft	15	21	-28.57%	27	20%	134	118	13.56%	24	20%
Arson	0	0	N/C	3	14%	21	8	162.50%	4	50%
All Other Felonies	33	28	17.86%	136	58%	235	196	19.90%	140	71%
Total Felonies	127	142	-10.56%	279	27%	1026	851	20.56%	278	33%
Total Burglaries	41	33	24.24%	24	9%	255	211	20.85%	11	5%
Misdemeanor Offenses	Current Month	This Month Last Year	% Change Month/Month 2022 - 2021	2022 Cleared Offenses YTD	2022 Clearance RATE YTD	2022 Offenses YTD	2021 Offenses YTD	% Change YTD/YTD 2022 - 2021	2021 Cleared Offenses YTD	2021 Clearance RATE YTD
Misdemeanor Thefts	74	91	-18.68%	84	14%	606	600	1.00%	90	15%
All Other Misdemeanors	169	226	-25.22%	857	65%	1314	1234	6.48%	866	70%
Total Misdemeanors	243	317	-23.34%	941	49%	1920	1834	4.69%	956	52%
Miscellaneous Offenses	Current Month	This Month Last Year	% Change Month/Month 2022 - 2021	2022 Cleared Offenses YTD	2022 Clearance RATE YTD	2022 Offenses YTD	2021 Offenses YTD	% Change YTD/YTD 2022 - 2021	2021 Cleared Offenses YTD	2021 Clearance RATE YTD
Total Narcotic Offenses	15	8	87.50%	65	100%	65	93	-30.11%	84	90%
Total Alcohol Offenses	19	30	-36.67%	177	99%	178	186	-4.30%	186	100%
Total Domestic Violence	33	35	-5.71%	146	72%	202	213	-5.16%	171	80%
Total Fraud/Forgery	24	31	-22.58%	17	7%	253	151	67.55%	11	7%
Total Vehicle Abatements	0	0	N/C	0	N/C	0	0	N/C	0	N/C
	91	104	-12.50%	405	58%	698	643	8.55%	452	70%
*N.C. - not calculable	*N/C - no change									
Chief _____										
						0				

MANTECA POLICE DEPARTMENT
MONTHLY CRIME STATISTICS REPORT
JULY 2022

Non-Criminal Reports & Services	Current Month	2022 YTD	2021 YTD	% Change YTD/YTD 2022 - 2021
Non-Criminal Reports	135	930	905	2.76%
Service Requests	4047	26067	26892	-3.07%
Written Reports	484	3643	3420	6.52%
Criminal Complaint Requests	100	1022	1177	-13.17%
Warrants Served	55	484	478	1.26%

Property Value	Current Month	2022 YTD	2021 YTD	% Change YTD/YTD 2022 - 2021
Property Stolen	\$332,397.00	\$3,530,710.00	\$2,091,625.00	68.80%
Property Recovered	\$99,114.00	\$1,818,586.00	\$970,540.00	87.38%
% Property Value Recovered	29.82%	51.51%	46.40%	11.00%

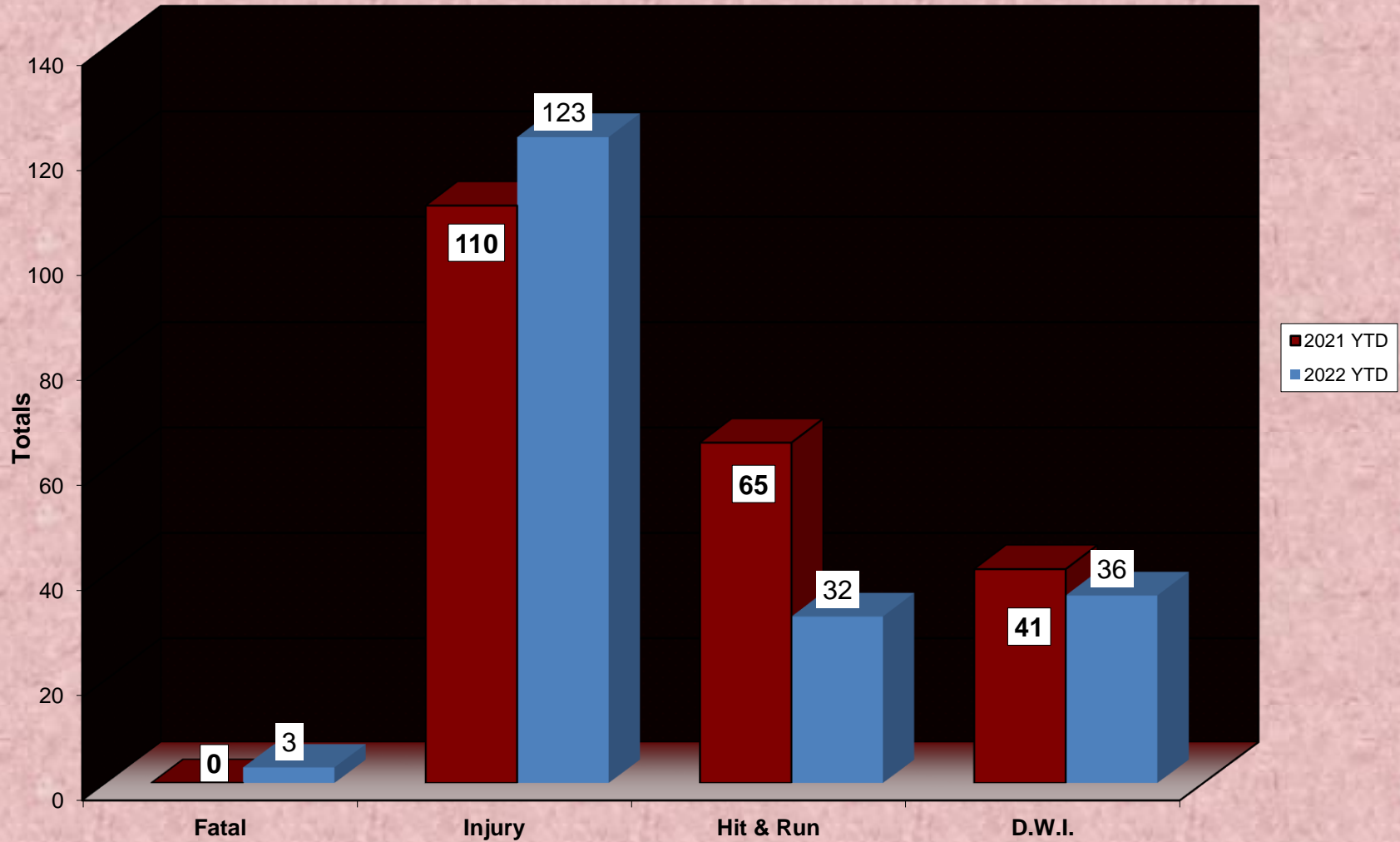
Accidents	Current Month	2022 YTD	2021 YTD	% Change YTD/YTD 2022 - 2021
Total Accidents	84	619	647	-4.33%
Property Damage Only	67	494	531	-6.97%
Fatal	0	3	0	#DIV/0!
Injury	17	123	110	11.82%
Hit & Run	6	32	65	-50.77%
D.W.I.	7	36	41	-12.20%

Arrests	Current Month	2022 YTD	2021 YTD	% Change YTD/YTD 2022 - 2021
Adult Arrests	147	1004	997	0.70%
Juvenile Arrests	5	38	21	80.95%
Total Arrests	152	1042	1018	2.36%

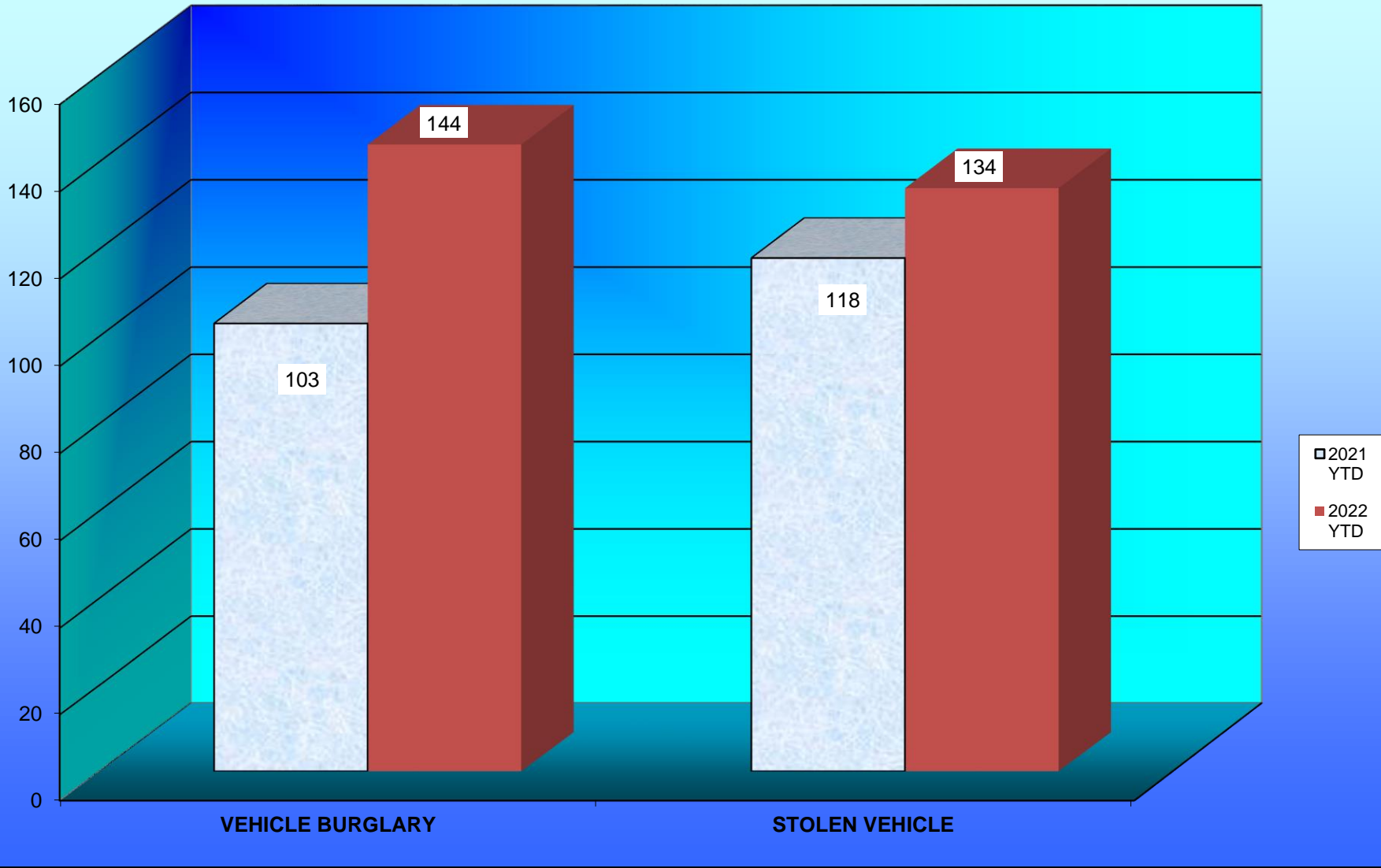
Citations	Current Month	2022 YTD	2021 YTD	% Change YTD/YTD 2022 - 2021
Total Citation Violations	273	1,819	2,288	-20.50%
D.W.I Violations	3	8	46	-82.61%
Moving Violations	148	954	1,332	-28.38%
Non-Moving Violations	52	439	419	4.77%
Child Restraint Violations	0	1	1	0.00%
Seat Belt Violations	3	15	8	87.50%
All Other Violations	69	413	456	-9.43%
Parking Violations	99	1,178	853	38.10%

Department Actions	Current Month	2022 YTD	2021 YTD	% Change YTD/YTD 2022 - 2021
Pursuits	4	22	27	-18.52%
Use of Force	4	23	13	76.92%

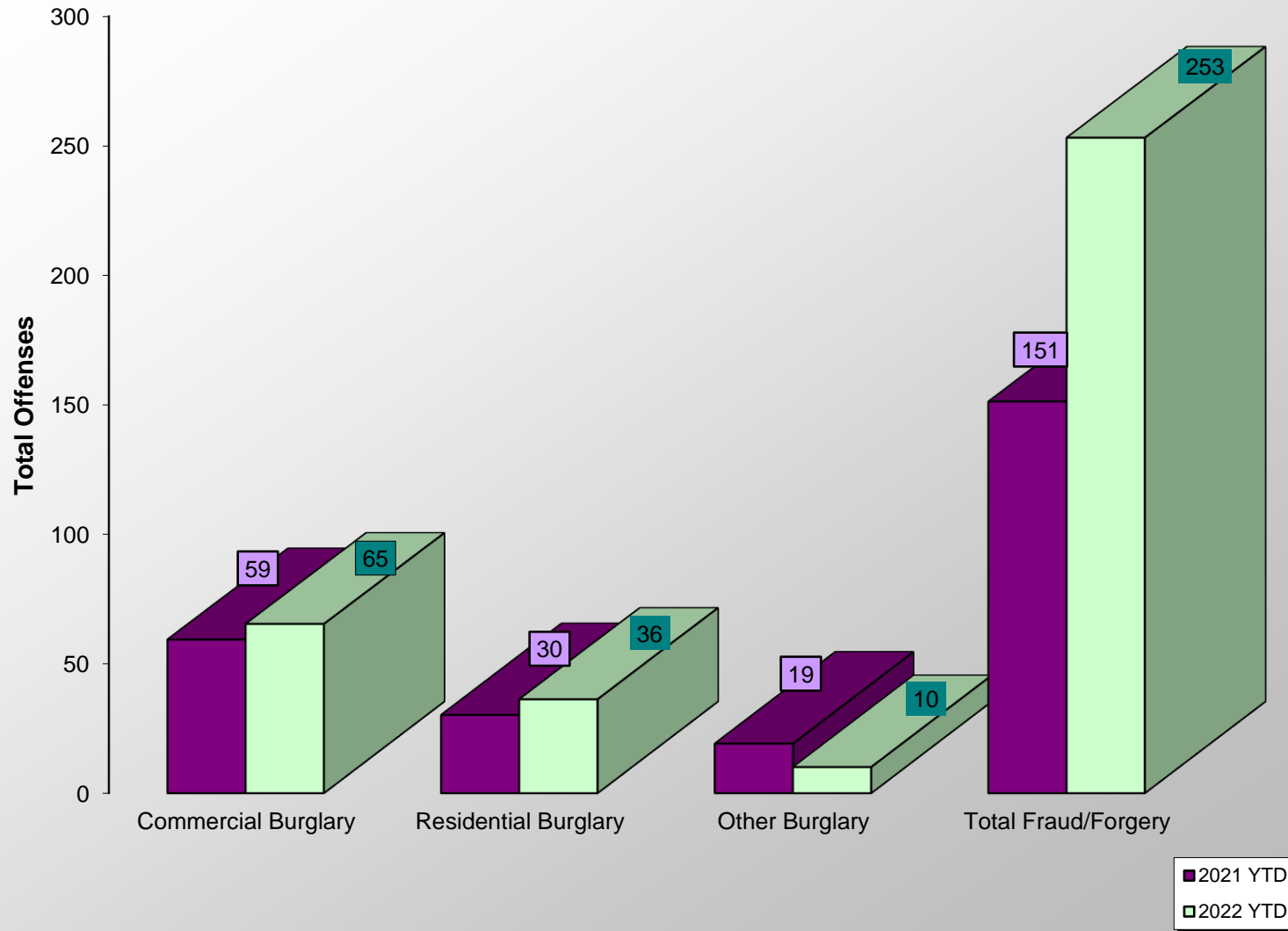
ACCIDENT COMPARISON 2021 - 2022 Year to Date



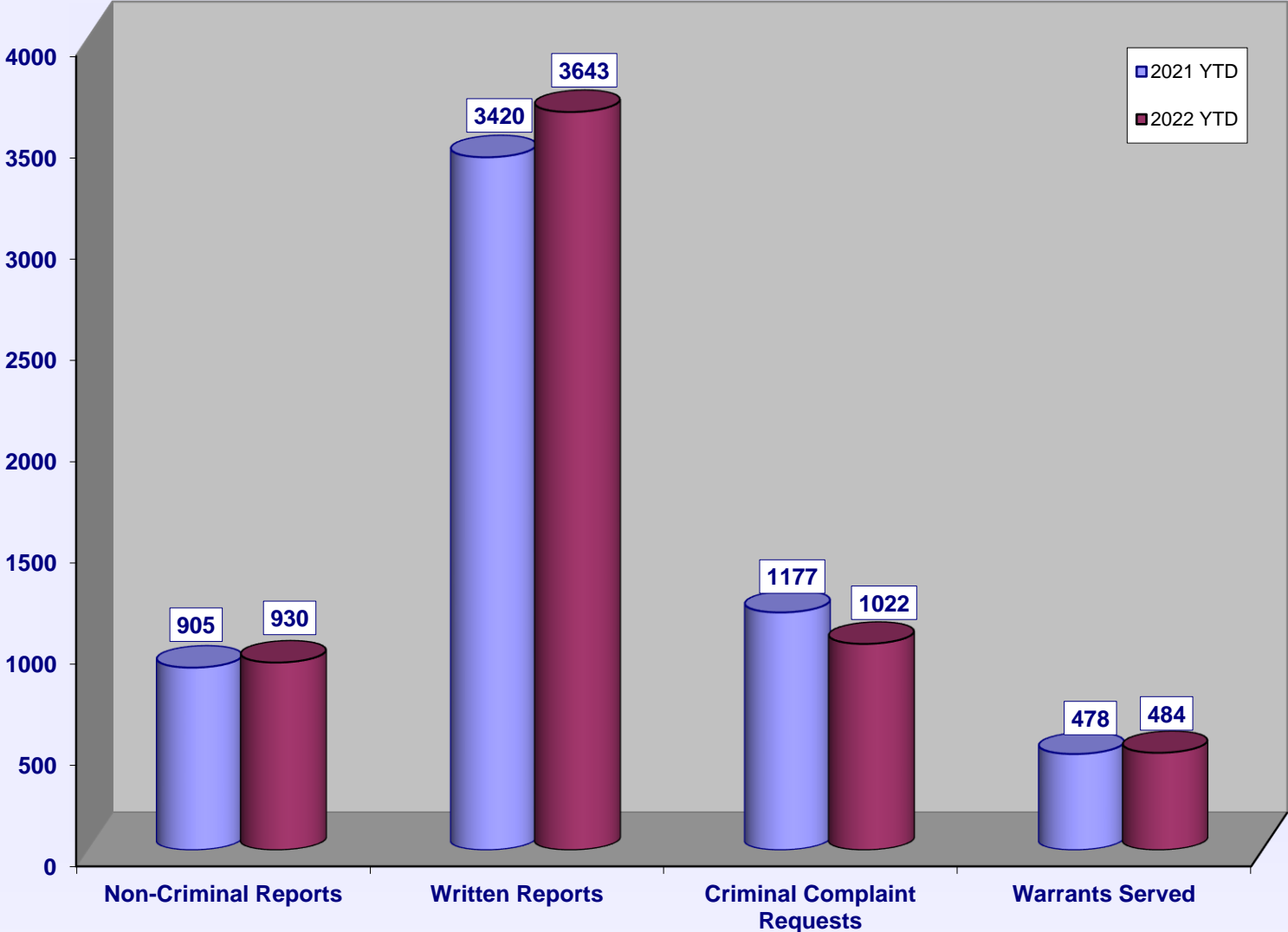
VEHICLE THEFTS 2021 - 2022



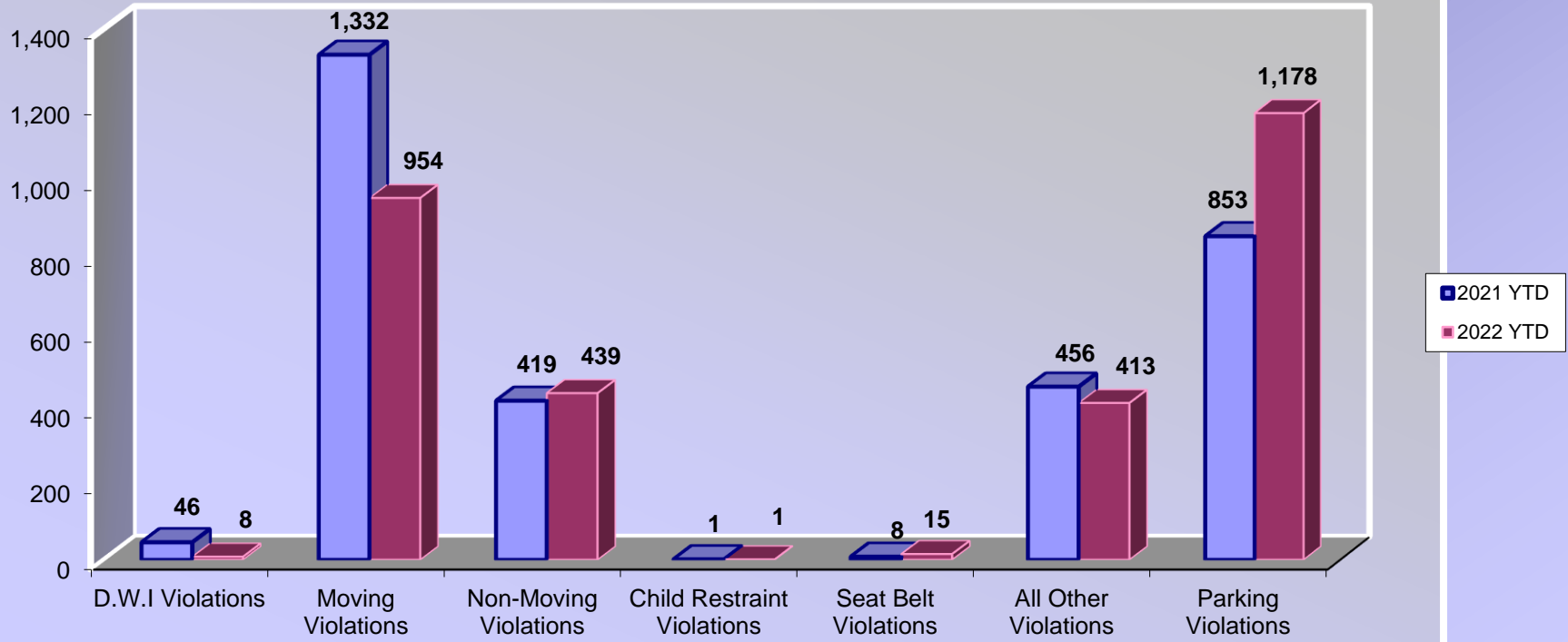
BURGLARIES 2021 - 2022 Year to Date



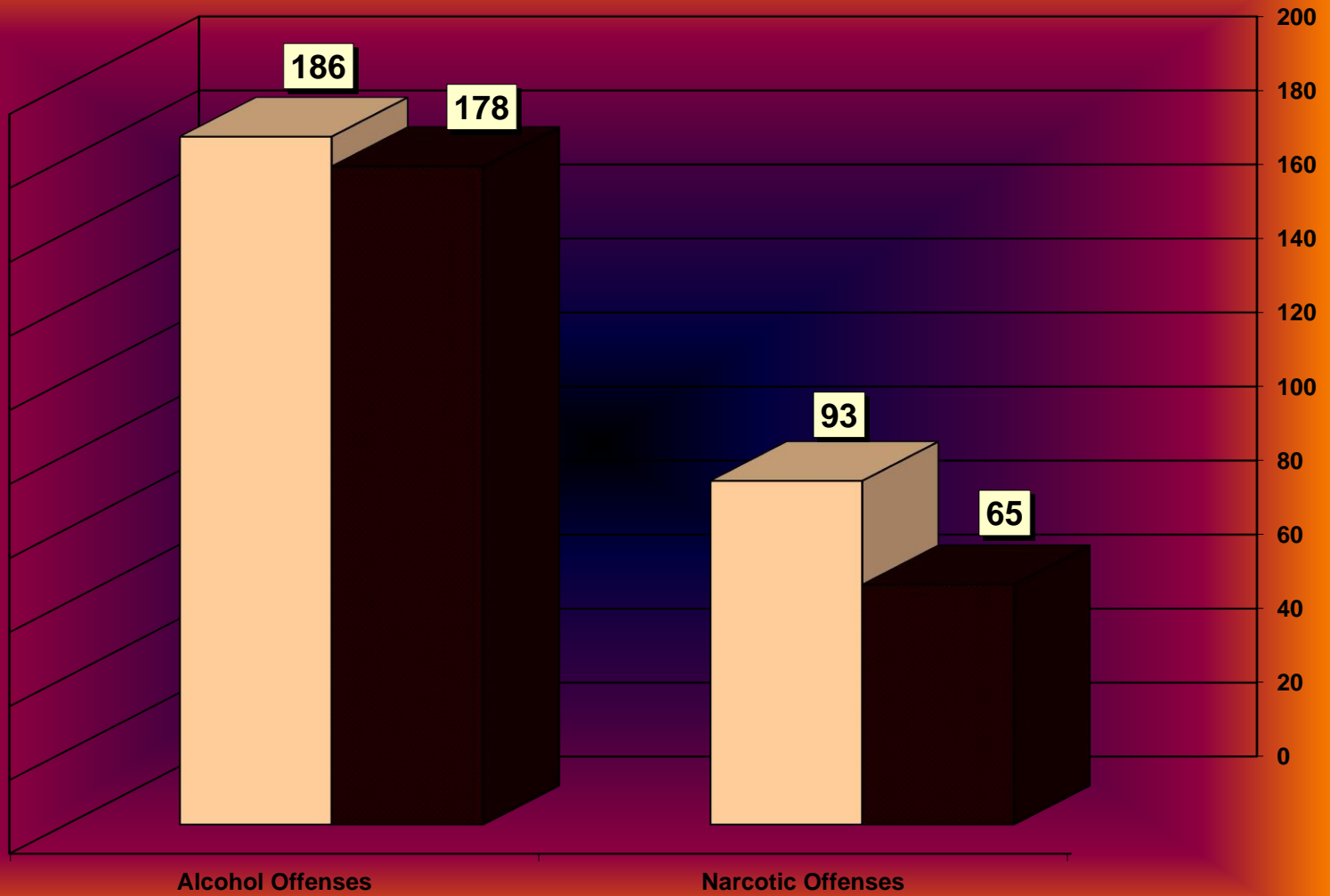
SERVICE & NON-SERVICE REQUESTS 2021 - 2022



TRAFFIC CITATIONS 2021-2022



NARCOTIC / ALCOHOL OFFENSES 2021 - 2022



■ 2022 YTD
□ 2021 YTD

Department Actions 2021 - 2022

