

MANTECA POLICE DEPARTMENT
MONTHLY CRIME STATISTICS REPORT
AUGUST 2022

Part One Crime Offenses	Current Month	This Month Last Year	% Change Month/Month 2022- 2021	2022 Cleared Offenses YTD	2022 Clearance RATE YTD	2022 Offenses YTD	2021 Offenses YTD	% Change YTD/YTD 2022 - 2021	2021 Cleared Offenses YTD	2021 Clearance RATE YTD
Homicide	1	0	N.C	0	0%	2	1	100.00%	0	0%
Rape/Unlawful Interc	3	4	-25.00%	7	32%	22	20	10.00%	8	40%
Robbery	6	5	20.00%	20	49%	41	38	7.89%	17	45%
Aggravated Assault	14	12	16.67%	49	60%	81	96	-15.63%	63	66%
Commercial Burglary	10	10	0.00%	14	19%	75	69	8.70%	8	12%
Residential Burglary	7	4	75.00%	4	9%	43	34	26.47%	6	18%
Other Burglary	0	7	-100.00%	1	10%	10	26	-61.54%	2	8%
Auto Burglary	24	24	0.00%	6	4%	168	127	32.28%	2	2%
Grand Theft	24	41	-41.46%	28	10%	283	225	25.78%	24	11%
Vehicle Theft	24	23	4.35%	34	22%	158	141	12.06%	31	22%
Arson	3	0	N.C	3	13%	24	8	200.00%	4	50%
All Other Felonies	30	43	-30.23%	151	57%	265	239	10.88%	167	70%
Total Felonies	146	173	-15.61%	317	27%	1172	1024	14.45%	332	32%
Total Burglaries	41	45	-8.89%	25	8%	296	256	15.63%	18	7%
Misdemeanor Offenses	Current Month	This Month Last Year	% Change Month/Month 2022 - 2021	2022 Cleared Offenses YTD	2022 Clearance RATE YTD	2022 Offenses YTD	2021 Offenses YTD	% Change YTD/YTD 2022 - 2021	2021 Cleared Offenses YTD	2021 Clearance RATE YTD
Misdemeanor Thefts	68	96	-29.17%	93	14%	674	696	-3.16%	103	15%
All Other Misdemeanors	207	157	31.85%	984	65%	1521	1391	9.35%	983	71%
Total Misdemeanors	275	253	8.70%	1077	49%	2195	2087	5.17%	1086	52%
Miscellaneous Offenses	Current Month	This Month Last Year	% Change Month/Month 2022 - 2021	2022 Cleared Offenses YTD	2022 Clearance RATE YTD	2022 Offenses YTD	2021 Offenses YTD	% Change YTD/YTD 2022 - 2021	2021 Cleared Offenses YTD	2021 Clearance RATE YTD
Total Narcotic Offenses	9	21	-57.14%	74	100%	74	114	-35.09%	103	90%
Total Alcohol Offenses	30	21	42.86%	207	100%	208	207	0.48%	207	100%
Total Domestic Violence	37	28	32.14%	175	73%	239	241	-0.83%	200	83%
Total Fraud/Forgery	27	22	22.73%	19	7%	280	173	61.85%	11	6%
Total Vehicle Abatements	0	0	N/C	0	N/C	0	0	N/C	0	N/C
	103	92	11.96%	475	59%	801	735	8.98%	521	71%
*N.C. - not calculable	*N/C - no change									
Chief _____										
						0				

MANTECA POLICE DEPARTMENT
MONTHLY CRIME STATISTICS REPORT
AUGUST 2022

Non-Criminal Reports & Services	Current Month	2022 YTD	2021 YTD	% Change YTD/YTD 2022 - 2021
Non-Criminal Reports	148	1078	1056	2.08%
Service Requests	3895	29962	31017	-3.40%
Written Reports	552	4195	3957	6.01%
Criminal Complaint Requests	191	1213	1315	-7.76%
Warrants Served	97	581	581	0.00%

Property Value	Current Month	2022 YTD	2021 YTD	% Change YTD/YTD 2022 - 2021
Property Stolen	\$572,055.00	\$4,102,765.00	\$2,926,067.00	40.21%
Property Recovered	\$326,504.00	\$2,145,090.00	\$1,127,818.00	90.20%
% Property Value Recovered	57.08%	52.28%	38.54%	35.65%

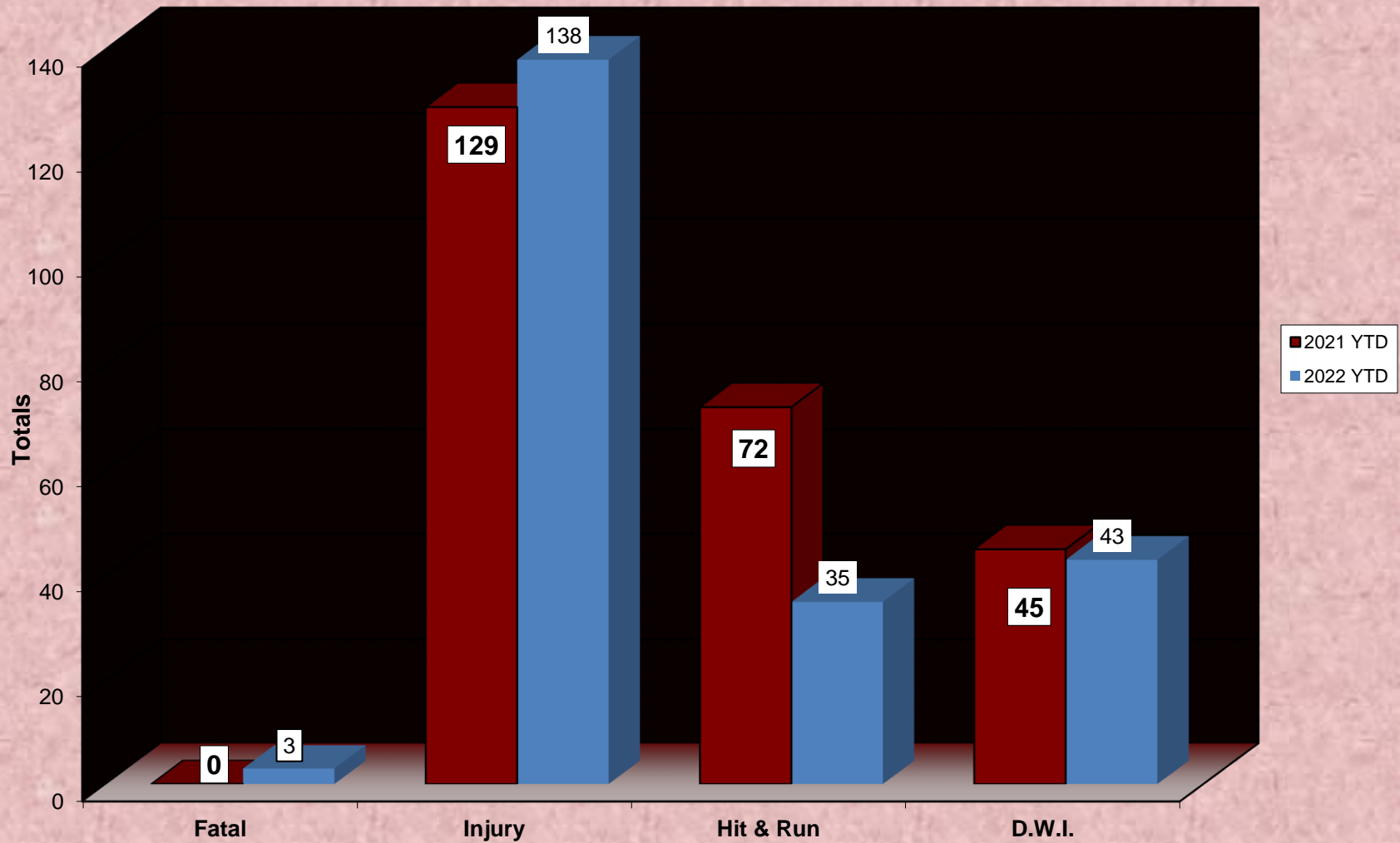
Accidents	Current Month	2022 YTD	2021 YTD	% Change YTD/YTD 2022 - 2021
Total Accidents	98	717	741	-3.24%
Property Damage Only	81	575	606	-5.12%
Fatal	0	3	0	N.C
Injury	15	138	129	6.98%
Hit & Run	3	35	72	-51.39%
D.W.I.	7	43	45	-4.44%

Arrests	Current Month	2022 YTD	2021 YTD	% Change YTD/YTD 2022 - 2021
Adult Arrests	143	1147	1162	-1.29%
Juvenile Arrests	8	46	22	109.09%
Total Arrests	151	1193	1184	0.76%

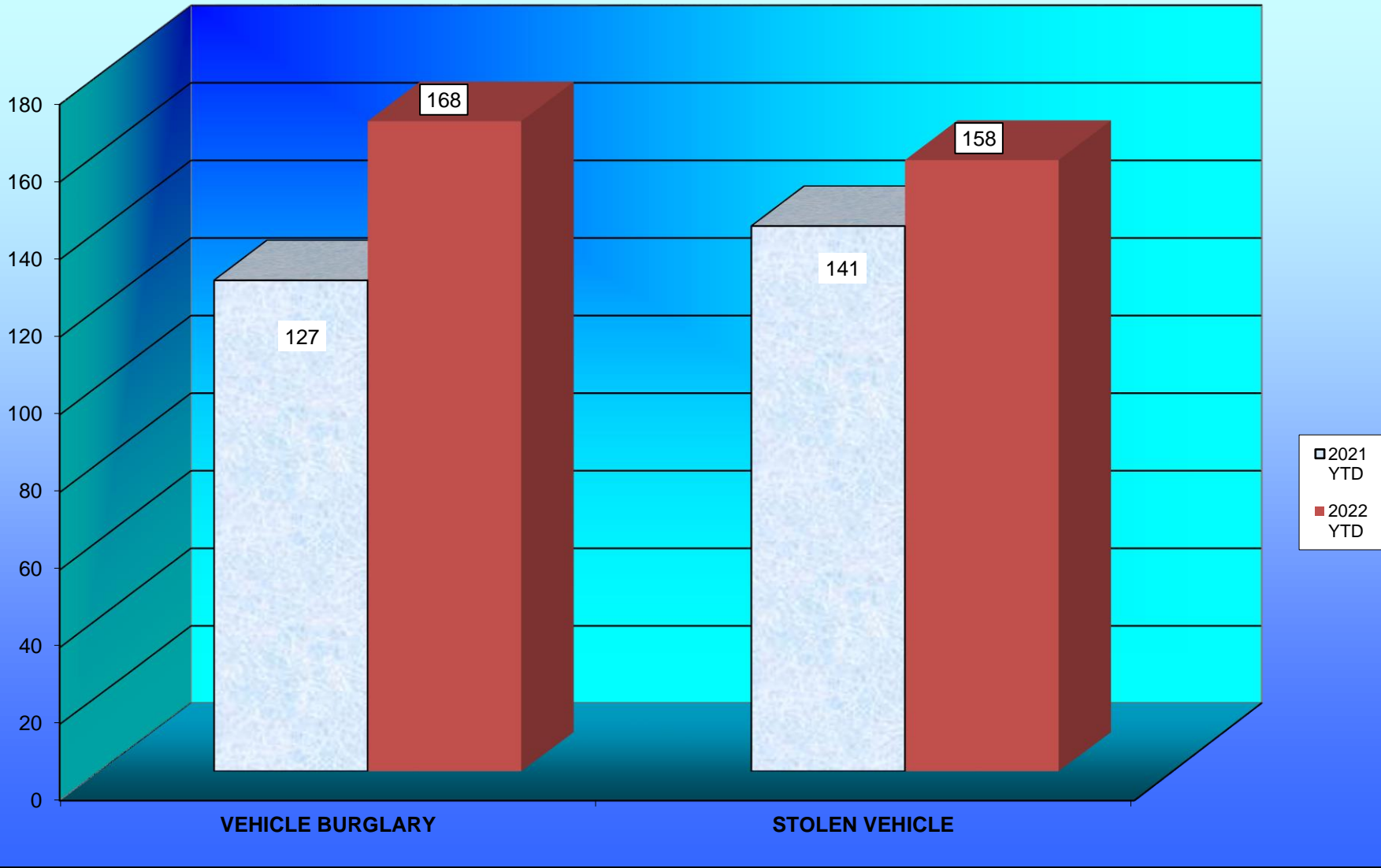
Citations	Current Month	2022 YTD	2021 YTD	% Change YTD/YTD 2022 - 2021
Total Citation Violations	252	2,071	2,528	-18.08%
D.W.I Violations	2	10	50	-80.00%
Moving Violations	86	1,040	1,467	-29.11%
Non-Moving Violations	79	518	468	10.68%
Child Restraint Violations	0	1	1	0.00%
Seat Belt Violations	1	16	10	60.00%
All Other Violations	83	496	506	-1.98%
Parking Violations	150	1,328	1,008	31.75%

Department Actions	Current Month	2022 YTD	2021 YTD	% Change YTD/YTD 2022 - 2021
Pursuits	3	25	32	-21.88%
Use of Force	3	26	18	44.44%

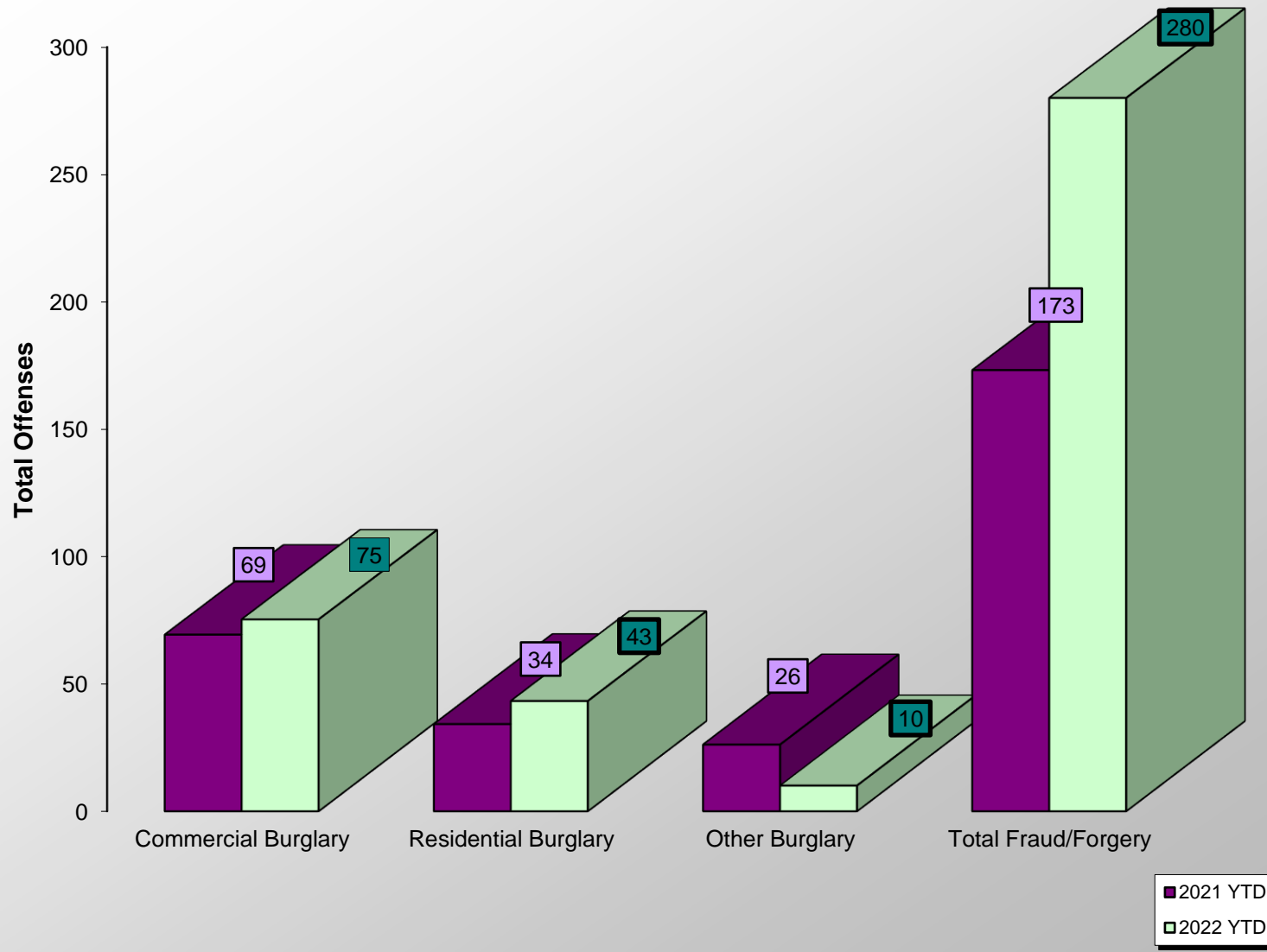
ACCIDENT COMPARISON 2021 - 2022 Year to Date



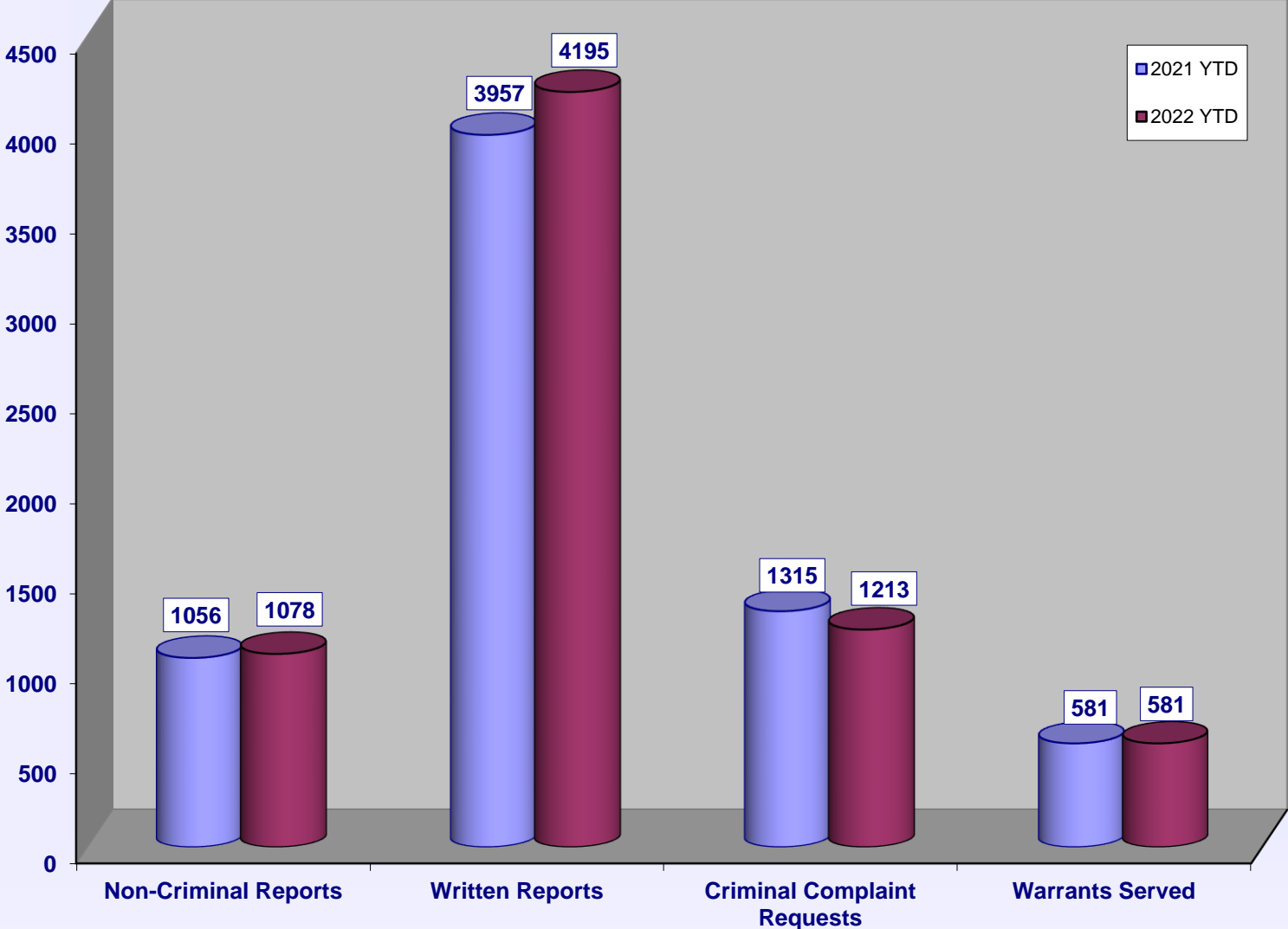
VEHICLE THEFTS 2021 - 2022



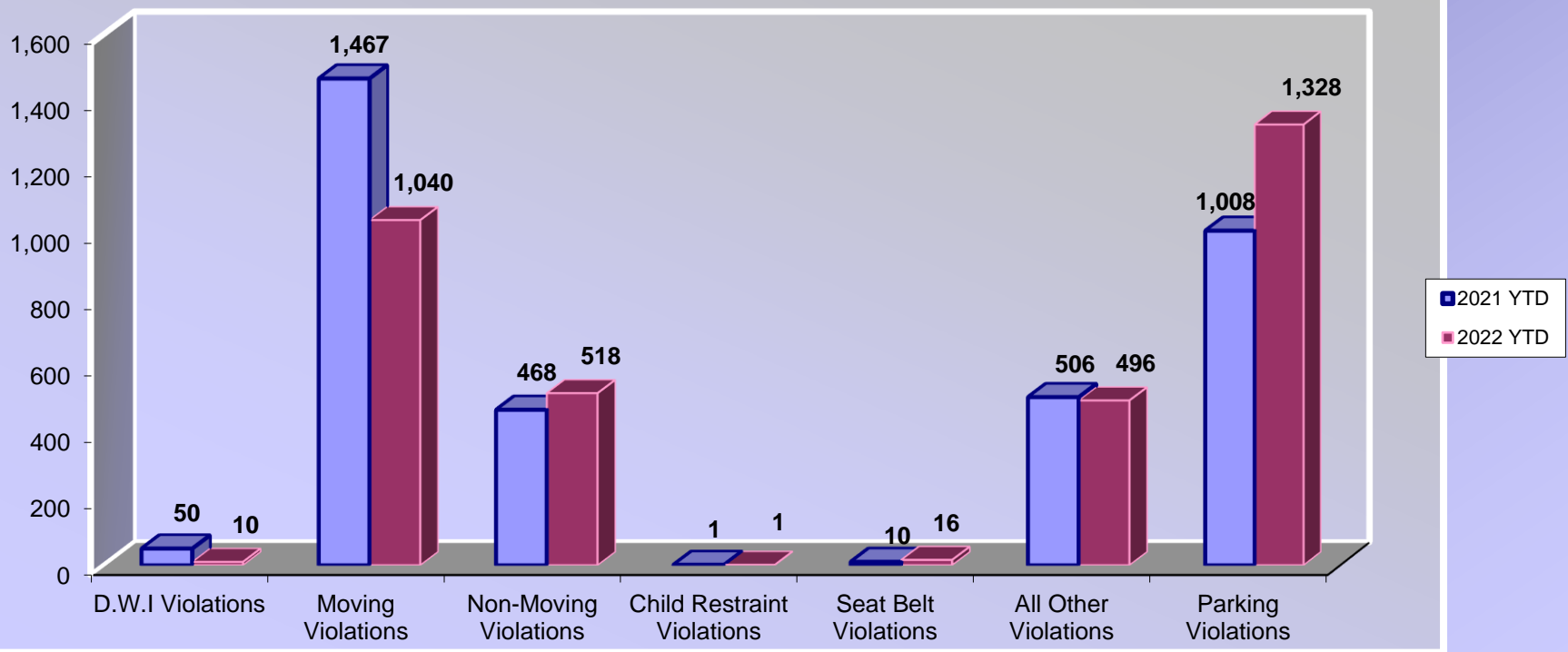
BURGLARIES 2021 - 2022 Year to Date



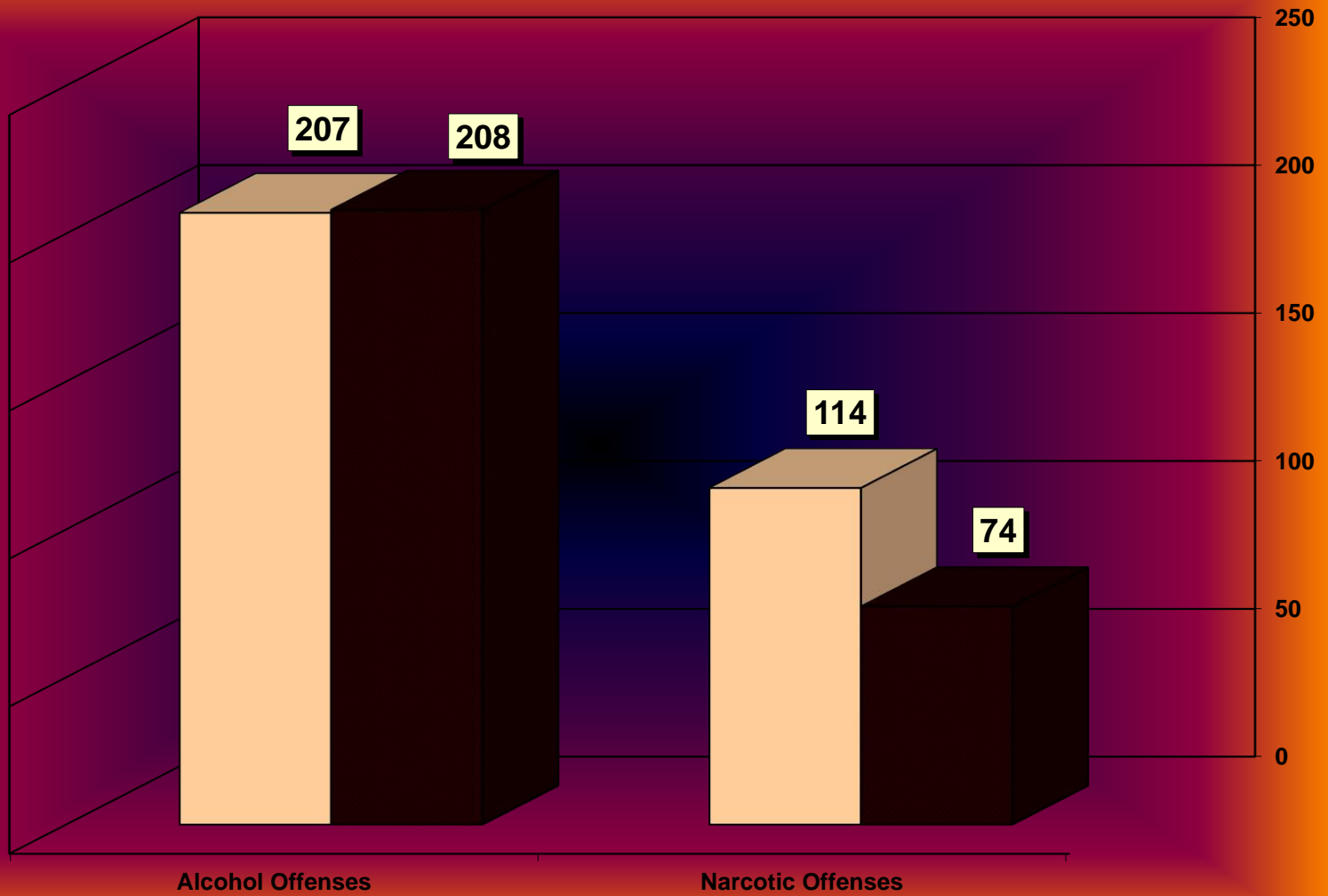
SERVICE & NON-SERVICE REQUESTS 2021 - 2022



TRAFFIC CITATIONS 2021-2022



NARCOTIC / ALCOHOL OFFENSES 2021 - 2022



■ 2022 YTD
□ 2021 YTD

Department Actions 2021 - 2022

