

MANTECA POLICE DEPARTMENT
MONTHLY CRIME STATISTICS REPORT
JANUARY 2023

Part One Crime Offenses	Current Month	This Month Last Year	% Change Month/Month 2023- 2022	2023 Cleared Offenses YTD	2023 Clearance RATE YTD	2023 Offenses YTD	2022 Offenses YTD	% Change YTD/YTD 2023 - 2022	2022 Cleared Offenses YTD	2022 Clearance RATE YTD
Homicide	0	0	N/C	0	N/C	0	0	N/C	0	N/C
Rape/Unlawful Interc	4	2	100.00%	0	0%	4	2	100.00%	0	0%
Robbery	6	8	-25.00%	2	33%	6	8	-25.00%	3	38%
Aggravated Assault	7	4	75.00%	4	57%	7	4	75.00%	3	75%
Commercial Burglary	10	12	-16.67%	0	0%	10	12	-16.67%	3	25%
Residential Burglary	9	4	125.00%	1	11%	9	4	125.00%	0	0%
Other Burglary	0	2	-100.00%	0	N/C	0	2	-100.00%	0	0%
Auto Burglary	27	22	22.73%	0	0%	27	22	22.73%	0	0%
Grand Theft	21	46	-54.35%	3	14%	21	46	-54.35%	7	15%
Vehicle Theft	31	15	106.67%	2	6%	31	15	106.67%	4	27%
Arson	1	2	-50.00%	2	200%	1	2	-50.00%	0	0%
All Other Felonies	26	15	73.33%	20	77%	26	15	73.33%	11	73%
Total Felonies	142	132	7.58%	34	24%	142	132	7.58%	31	23%
Total Burglaries	46	40	15.00%	1	2%	46	40	15.00%	3	8%
Misdemeanor Offenses	Current Month	This Month Last Year	% Change Month/Month 2023 - 2022	2023 Cleared Offenses YTD	2023 Clearance RATE YTD	2023 Offenses YTD	2022 Offenses YTD	% Change YTD/YTD 2023 - 2022	2022 Cleared Offenses YTD	2022 Clearance RATE YTD
Misdemeanor Thefts	59	96	-38.54%	12	20%	59	96	-38.54%	18	19%
All Other Misdemeanors	152	167	-8.98%	103	68%	152	167	-8.98%	118	71%
Total Misdemeanors	211	263	-19.77%	115	55%	211	263	-19.77%	136	52%
Miscellaneous Offenses	Current Month	This Month Last Year	% Change Month/Month 2023 - 2022	2023 Cleared Offenses YTD	2023 Clearance RATE YTD	2023 Offenses YTD	2022 Offenses YTD	% Change YTD/YTD 2023 - 2022	2022 Cleared Offenses YTD	2022 Clearance RATE YTD
Total Narcotic Offenses	17	5	240.00%	17	100%	17	5	240.00%	5	100%
Total Alcohol Offenses	28	17	64.71%	26	93%	28	17	64.71%	18	106%
Total Domestic Violence	29	25	16.00%	22	76%	29	25	16.00%	10	40%
Total Fraud/Forgery	18	25	-28.00%	1	6%	18	25	-28.00%	4	16%
Total Vehicle Abatements	0	0	N/C	0	N/C	0	0	N/C	0	N/C
	92	72	27.78%	66	72%	92	72	27.78%	37	51%
*N.C. - not calculable	*N/C - no change									
Chief _____										
						0				

MANTECA POLICE DEPARTMENT
MONTHLY CRIME STATISTICS REPORT
JANUARY 2023

Non-Criminal Reports & Services	Current Month	2023 YTD	2022 YTD	% Change YTD/YTD 2023 - 2022
Non-Criminal Reports	115	115	114	0.88%
Service Requests	3643	3643	3273	11.30%
Written Reports	456	456	465	-1.94%
Criminal Complaint Requests	147	147	145	1.38%
Warrants Served	73	73	72	1.39%

Property Value	Current Month	2023 YTD	2022 YTD	% Change YTD/YTD 2023 - 2022
Property Stolen	\$624,927.00	\$624,927.00	\$461,935.00	35.28%
Property Recovered	\$444,652.00	\$444,652.00	\$246,748.00	80.20%
% Property Value Recovered	71.15%	71.15%	53.42%	33.20%

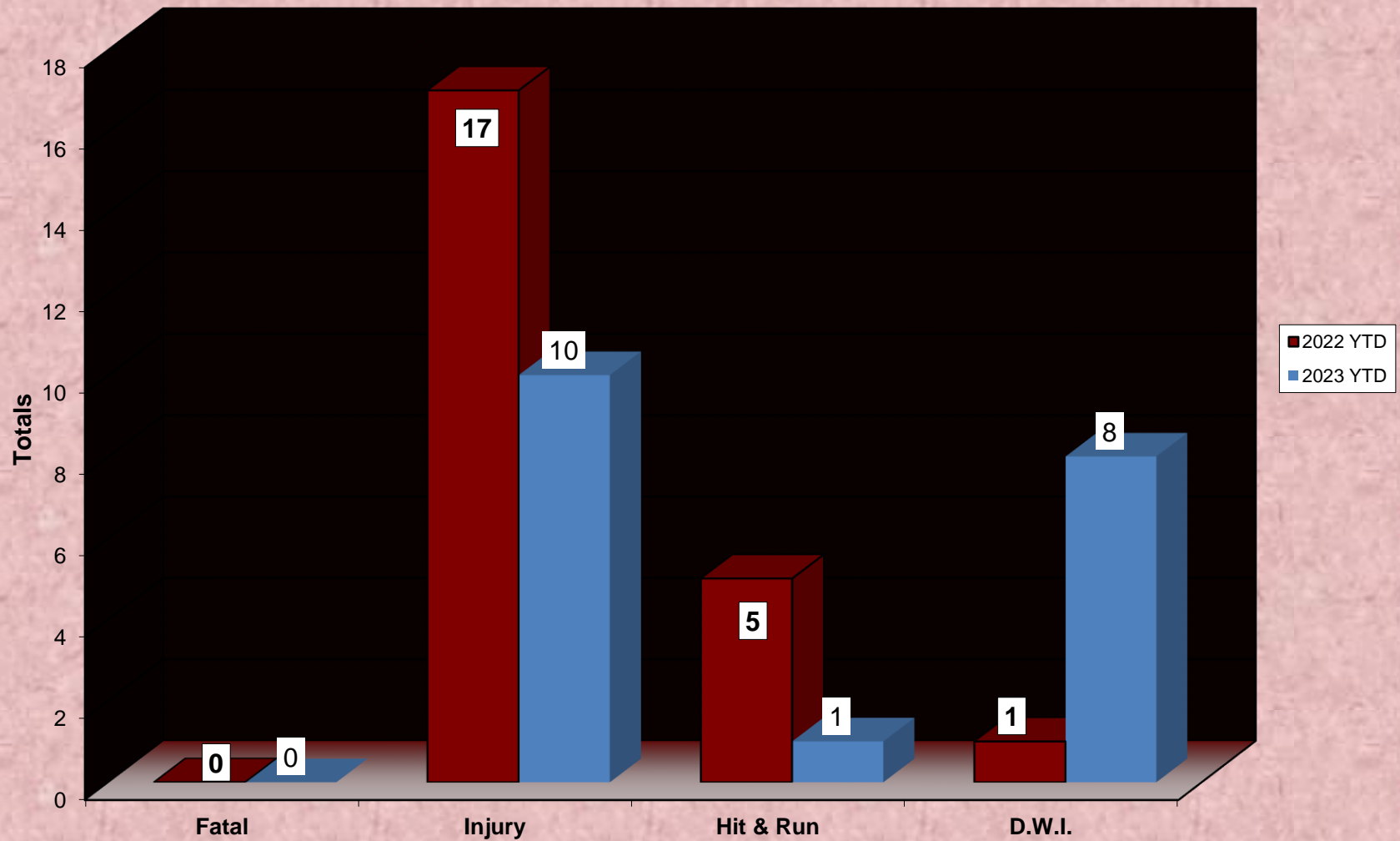
Accidents	Current Month	2023 YTD	2022 YTD	% Change YTD/YTD 2023 - 2022
Total Accidents	95	95	88	7.95%
Property Damage Only	85	85	71	19.72%
Fatal	0	0	0	N/C
Injury	10	10	17	-41.18%
Hit & Run	1	1	5	-80.00%
D.W.I.	8	8	1	700.00%

Arrests	Current Month	2023 YTD	2022 YTD	% Change YTD/YTD 2023 - 2022
Adult Arrests	137	137	135	1.48%
Juvenile Arrests	0	0	4	-100.00%
Total Arrests	137	137	139	-1.44%

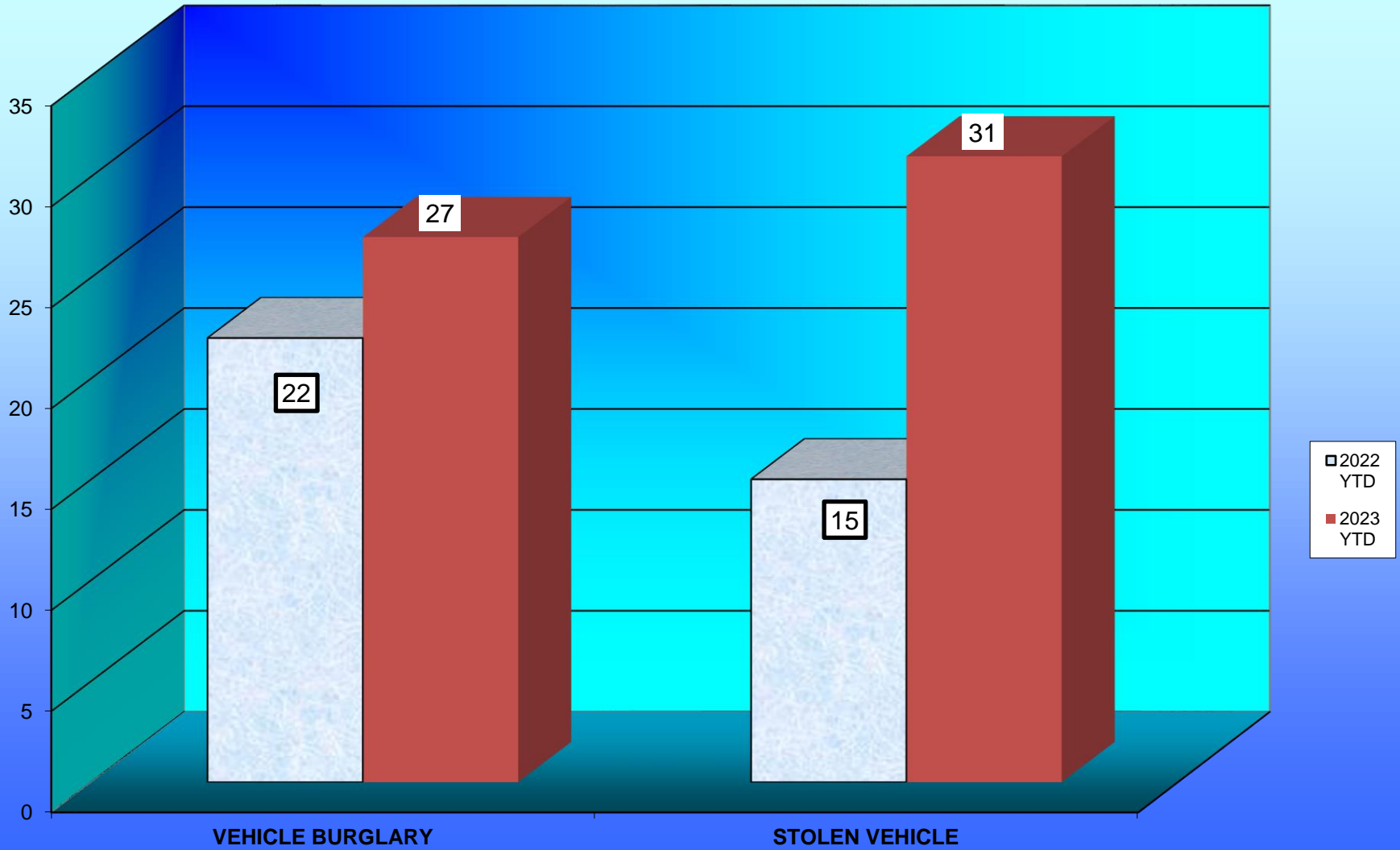
Citations	Current Month	2023 YTD	2022 YTD	% Change YTD/YTD 2023 - 2022
Total Citation Violations	319	319	199	60.30%
D.W.I Violations	2	2	0	N.C.
Moving Violations	151	151	68	122.06%
Non-Moving Violations	85	85	49	73.47%
Child Restraint Violations	0	0	0	N/C
Seat Belt Violations	2	2	1	100.00%
All Other Violations	79	79	82	-3.66%
Parking Violations	152	152	160	-5.00%

Department Actions	Current Month	2023 YTD	2021 YTD	% Change YTD/YTD 2023 - 2022
Pursuits	1	1	5	-80.00%
Use of Force	1	1	5	-80.00%

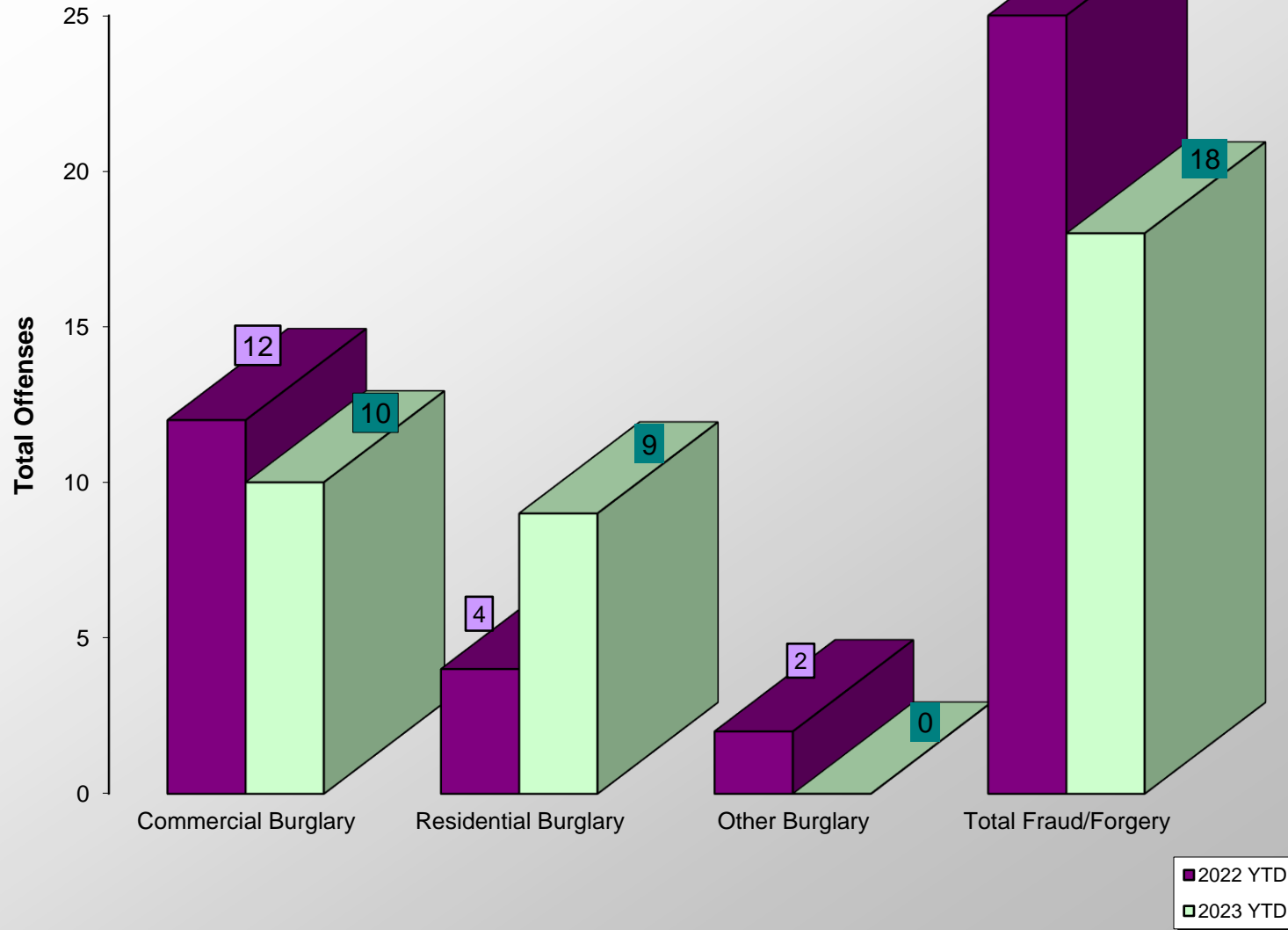
ACCIDENT COMPARISON 2021 - 2022 Year to Date



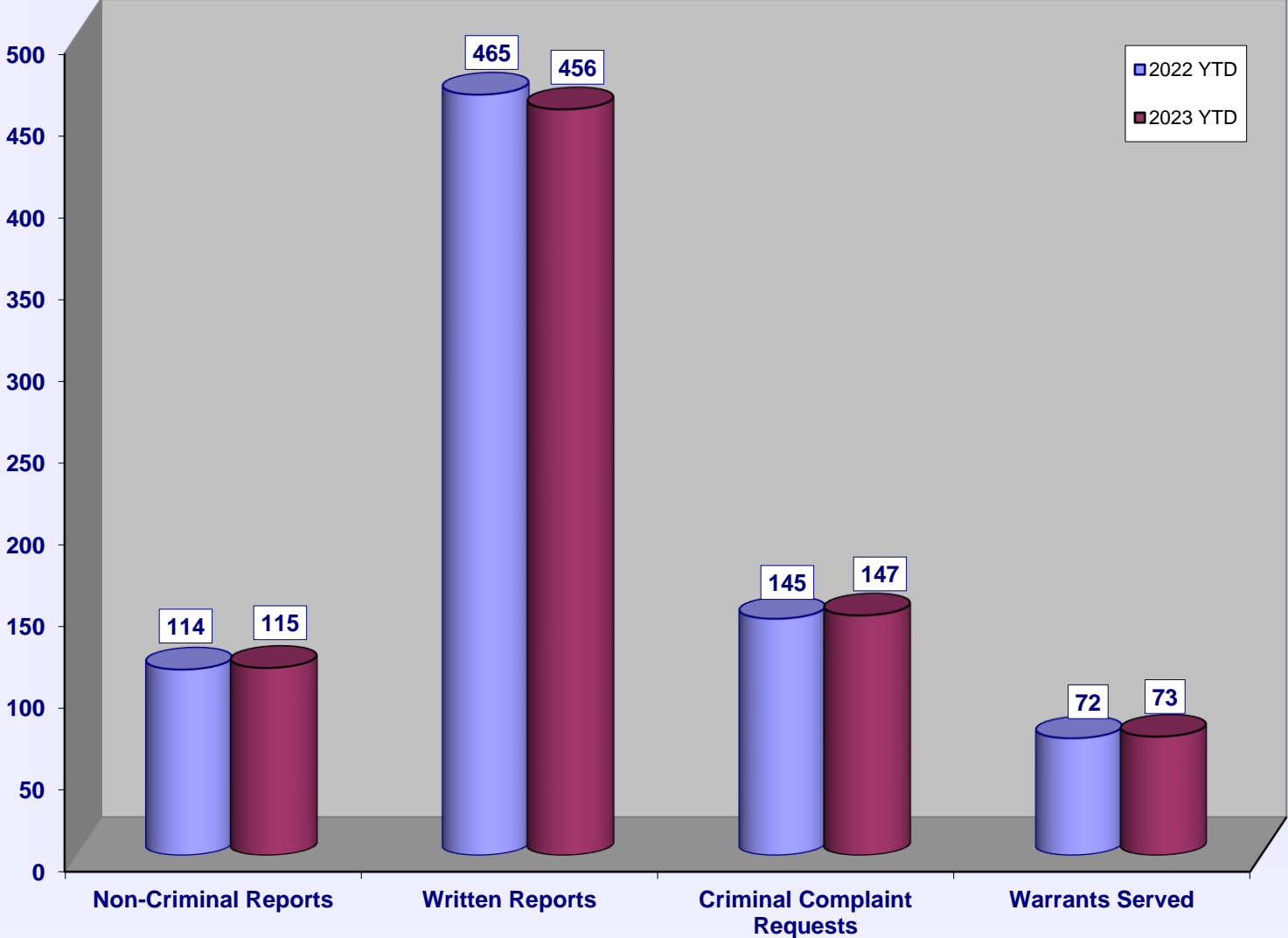
VEHICLE THEFTS 2021 - 2022



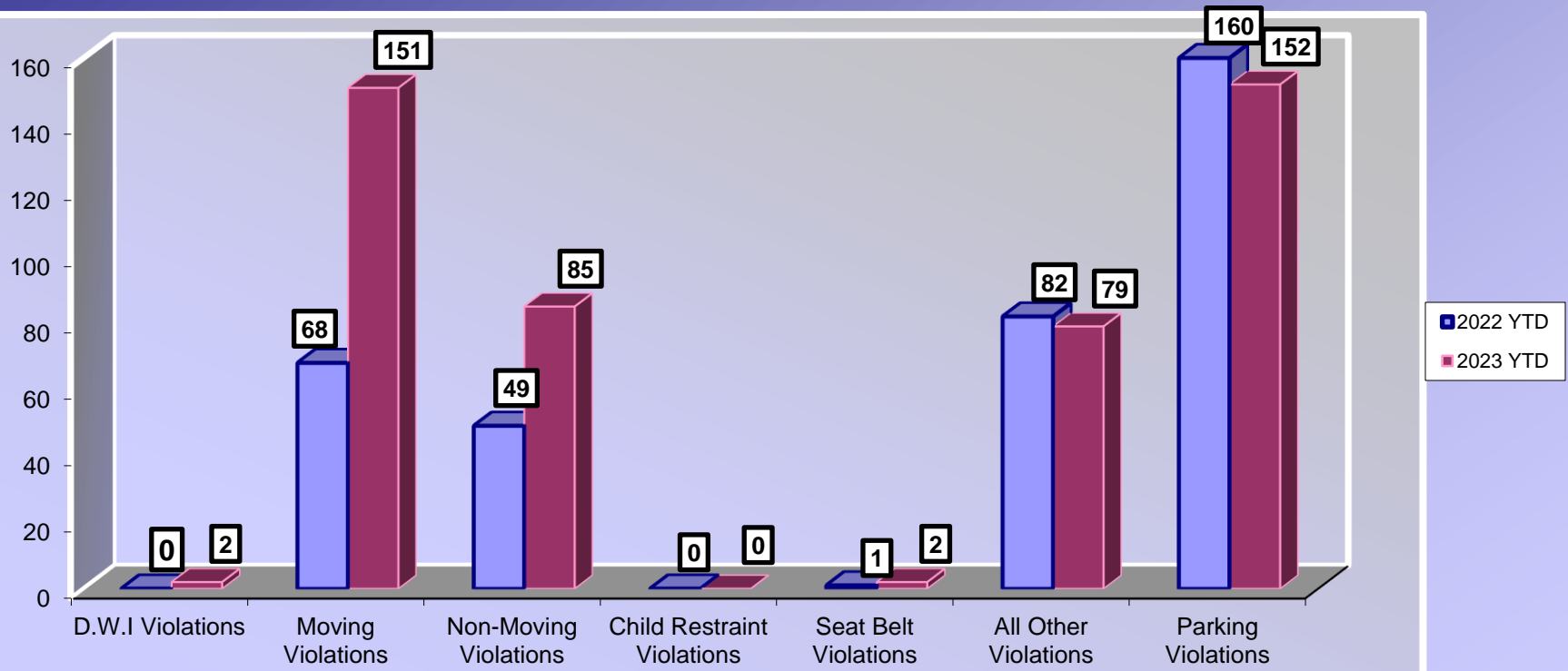
BURGLARIES 2021 - 2022 Year to Date



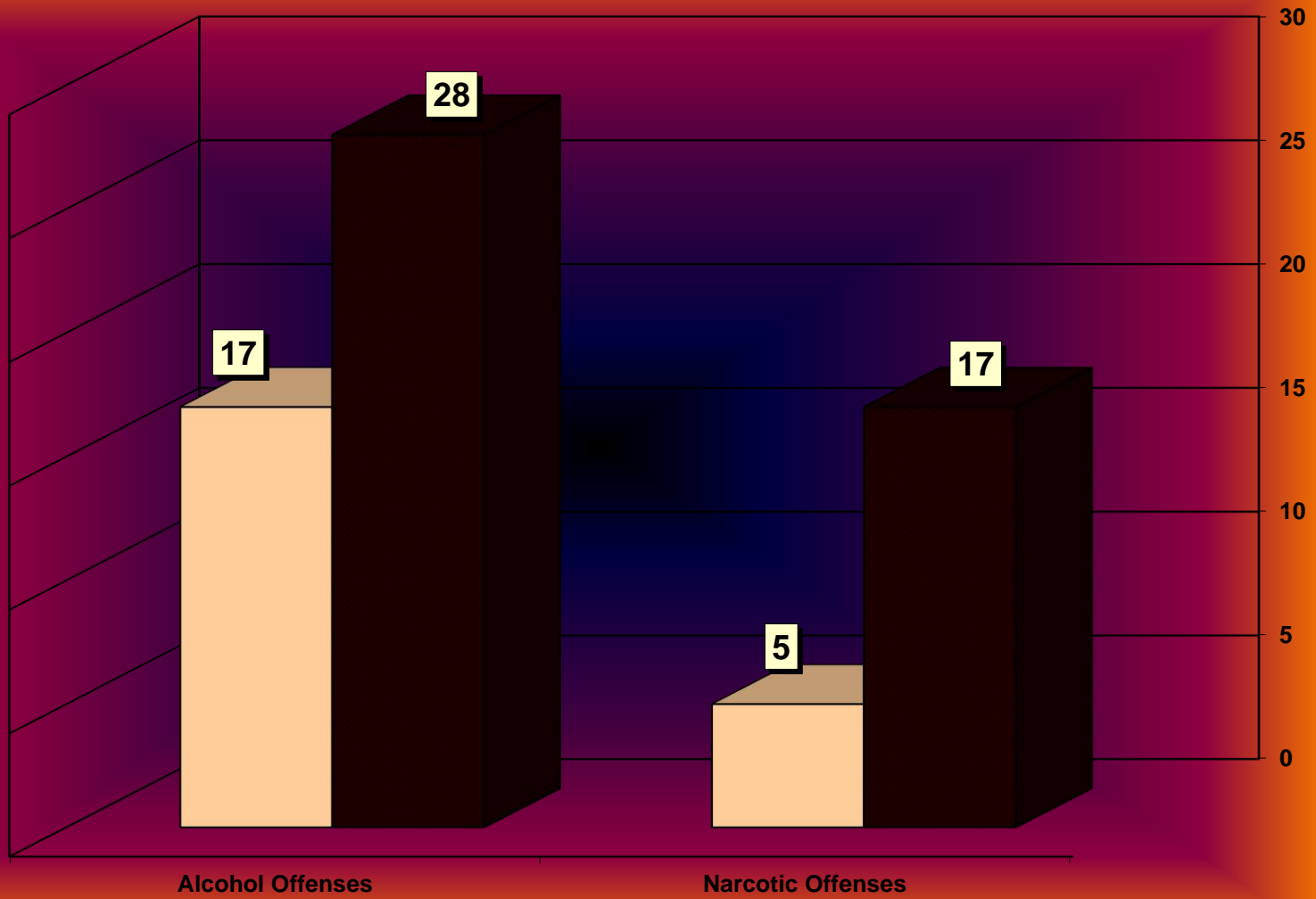
SERVICE & NON-SERVICE REQUESTS 2021 - 2022



TRAFFIC CITATIONS 2021-2022



NARCOTIC / ALCOHOL OFFENSES 2021 - 2022



■ 2023 YTD
□ 2022 YTD

Department Actions 2021 - 2022

